

NATIONAL STATISTICS OFFICE OF GEORGIA

PRODUCER PRICE INDEX FOR INDUSTRIAL PRODUCTS IN GEORGIA

JULY 2024



20.08.2024

PRODUCER PRICE INDEX FOR INDUSTRIAL PRODUCTS IN GEORGIA

JULY 2024

In July 2024, the Producer Price Index for Industrial Products decreased by 0.5 percent compared to the previous month, while compared to July 2023 the index increase amounted to 8.2 percent.

The prices for **products from mining and quarrying** decreased by 1.2 percent **compared to June 2024**, resulting in a -0.08 percentage point contribution to the overall monthly PPI change. In the same period the prices for **manufactured products** decreased by 0.7 percent, contributing -0.56 percentage points to the monthly index change. Within the group a noteworthy price decrease was registered for food products (-0.9 percent) and for beverages (-2.2 percent). Besides, the prices increased for **electricity, gas, steam and air conditioning** by 1.4 percent, contributing 0.14 percentage points to the monthly index change.

The **annual PPI** rate was mainly affected by price changes for the following products:

- **Products from mining and quarrying:** the prices were 20.9 percent higher, contributing 1.23 percentage points to the overall annual index change. Within the group the prices were higher for the subgroup of metal ores (22.7 percent);
- **Manufactured products:** the prices increased by 7.4 percent, contributing 5.99 percentage points to the overall annual index increase. There was a notable increase in the prices for the following subgroups: food products (10.1 percent) and basic metals (7.4 percent);
- **Electricity, gas, steam and air conditioning:** the annual price increase amounted to 7.6 percent, which contributed 0.81 percentage points to the annual index change;
- **Water supply, sewerage, waste management and remediation services:** the annual price increase amounted to 8.9 percent, which contributed 0.21 percentage points to the annual index growth.

NATIONAL STATISTICS OFFICE OF GEORGIA

20.08.2024

The following table presents the Producer Price Index (compared to the previous month and the corresponding month of the previous year) and the relevant contributions of the products to the changes in the overall index:

PRODUCER PRICE INDEX FOR INDUSTRIAL PRODUCTS IN GEORGIA JULY 2024

CODE	GROUPS	OVER JUNE 2024	CONTRIBUTIONS* TO MONTHLY CHANGES	OVER JULY 2023	CONTRIBUTIONS* TO ANNUAL CHANGES
	TOTAL	99.5	-0.50	108.2	8.23
B	Mining and quarrying	98.8	-0.08	120.9	1.23
05	Coal and lignite	96.8	0.00	105.6	0.01
06	Crude petroleum and natural gas	104.0	0.01	131.0	0.04
07	Metal ores	98.4	-0.08	122.7	1.02
08	Other mining and quarrying products	99.8	0.00	114.8	0.15
C	Manufactured products	99.3	-0.56	107.4	5.99
10	Food products	99.1	-0.22	110.1	2.52
11	Beverages	97.8	-0.33	106.1	1.01
12	Tobacco products	99.5	0.00	102.0	0.01
13	Textiles	99.5	0.00	94.9	-0.02
14	Wearing apparel	99.0	-0.02	124.6	0.59
15	Leather and related products	98.8	-0.01	105.6	0.02
16	Wood and of products of wood and cork, except furniture; articles of straw and plaiting materials	91.8	-0.05	96.1	-0.02
17	Paper and paper products	99.7	0.00	109.2	0.08
18	Printing and recording services	98.4	-0.01	96.8	-0.02
19	Coke and refined petroleum products	99.6	0.00	107.6	0.04
20	Chemicals and chemical products	97.8	-0.09	89.9	-0.49
21	Basic pharmaceutical products and pharmaceutical preparations	102.9	0.04	107.4	0.12
22	Rubber and plastic products	99.4	-0.01	103.2	0.07
23	Other non-metallic mineral products	102.5	0.19	111.2	0.86
24	Basic metals	99.9	-0.01	107.4	1.19

* Individual contributions may not sum up to the total changes in the index due to rounding.

NATIONAL STATISTICS OFFICE OF GEORGIA

20.08.2024

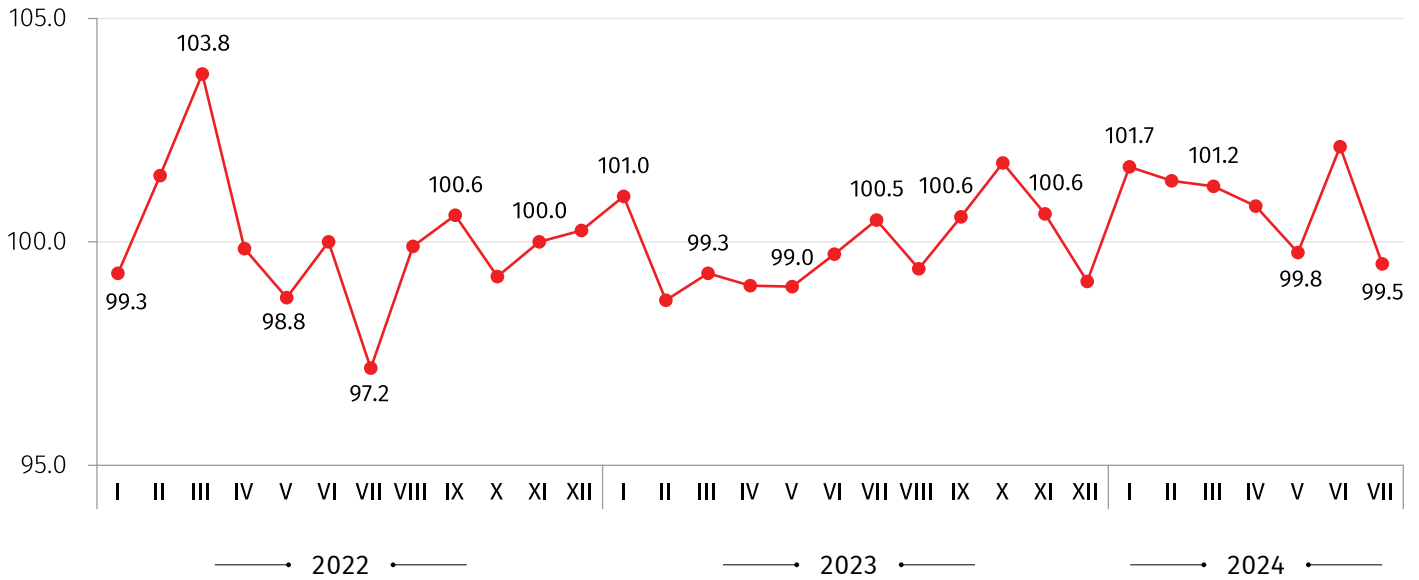
CODE	GROUPS	OVER JUNE 2024	CONTRIBUTIONS* TO MONTHLY CHANGES	OVER JULY 2023	CONTRIBUTIONS* TO ANNUAL CHANGES
25	Fabricated metal products, except machinery and equipment	101.7	0.04	104.4	0.10
27	Electrical equipment	98.5	-0.01	101.2	-0.01
28	Machinery and equipment n.e.c.	81.2	-0.03	78.8	-0.03
30	Other transport equipment	100.0	0.00	101.7	0.00
31	Furniture	100.1	0.00	97.6	-0.03
32	Other manufactured goods	98.4	-0.01	102.1	0.01
33	Repair and installation services of machinery and equipment	100.3	0.00	100.4	0.00
D	Electricity, gas, steam and air conditioning	101.4	0.14	107.6	0.81
35	Electricity, gas, steam and air conditioning	101.4	0.14	107.6	0.81
E	Water supply, sewerage, waste management and remediation services	99.8	-0.01	108.9	0.21
36	Natural water, water treatment and supply services	100.0	0.00	111.8	0.18
38	Waste collection, treatment and disposal services; materials recovery services	99.4	-0.01	103.8	0.03

* Individual contributions may not sum up to the total changes in the index due to rounding.

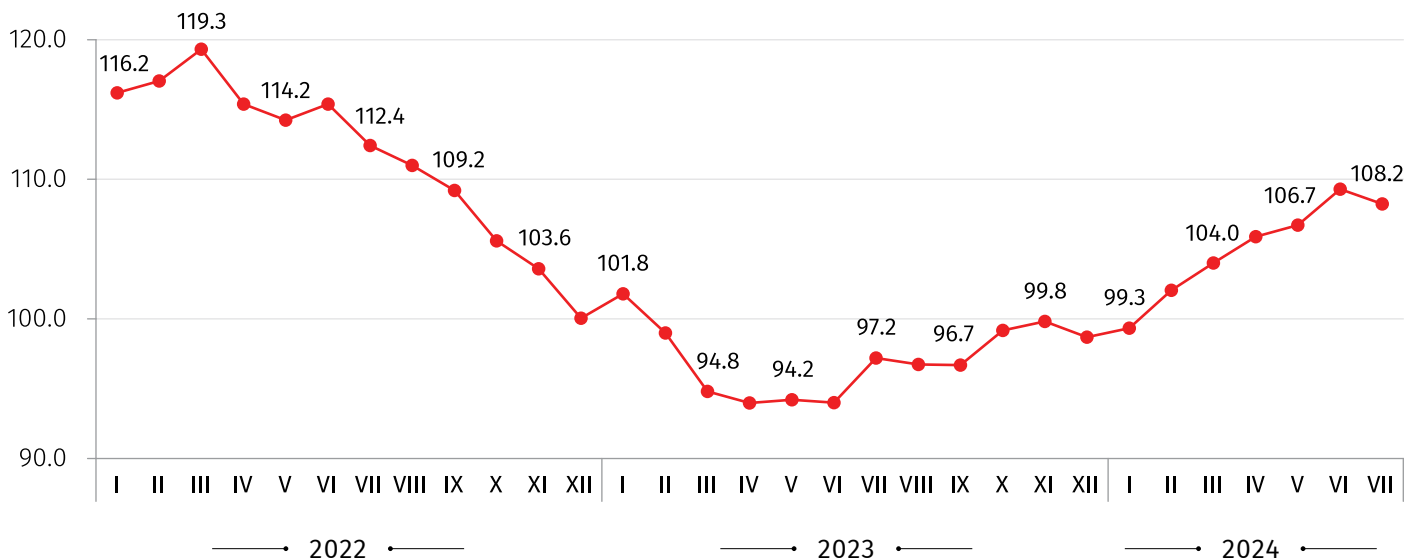
NATIONAL STATISTICS OFFICE OF GEORGIA

20.08.2024

PRODUCER PRICE INDEX FOR INDUSTRIAL PRODUCTS (PREVIOUS MONTH=100)



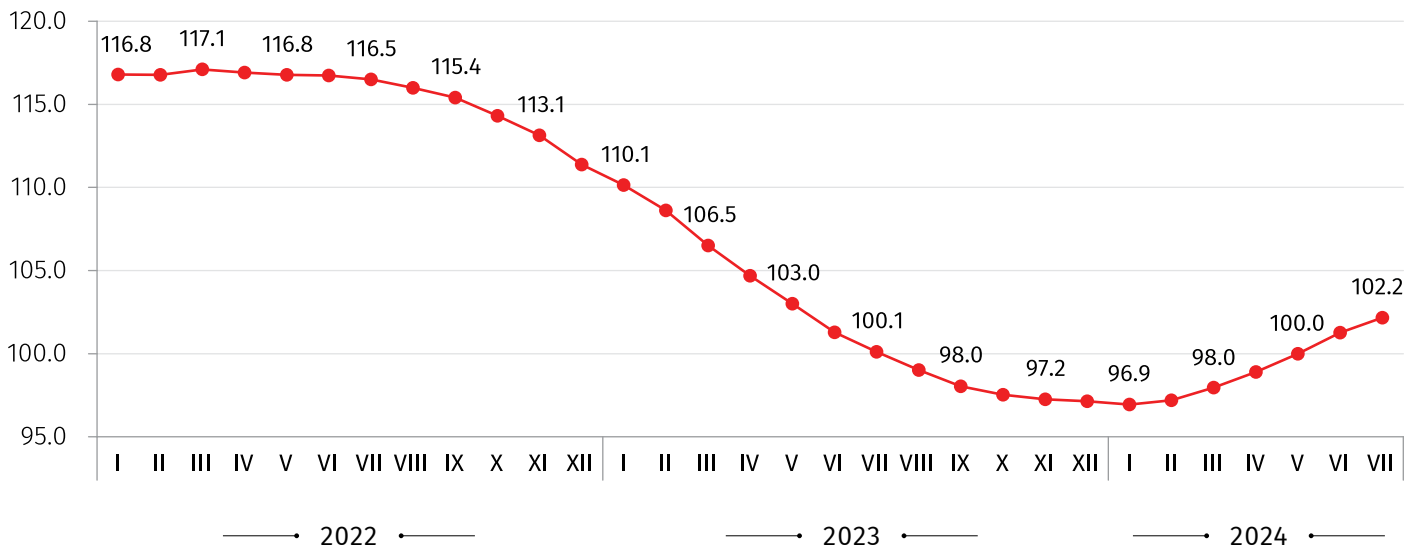
PRODUCER PRICE INDEX FOR INDUSTRIAL PRODUCTS (THE SAME MONTH OF THE PREVIOUS YEAR =100)



NATIONAL STATISTICS OFFICE OF GEORGIA

20.08.2024

PRODUCER PRICE INDEX FOR INDUSTRIAL PRODUCTS (12 MONTH AVERAGE OVER THE PREVIOUS 12 MONTH AVERAGE)



CONTACT PERSON:

Giorgi Tetrauli, Tel: (+995 32) 236 72 10 (400). E-mail: gtetrauli@geostat.ge

Mariam Kavelashvili. Tel: (+995 32) 236 72 10 (020). E-mail: mkavelashvili@geostat.ge