

NATIONAL STATISTICS OFFICE OF GEORGIA

DOMESTIC EXPORTS OF GEORGIA JANUARY-AUGUST 2024 (PRELIMINARY)



NATIONAL STATISTICS OFFICE OF GEORGIA

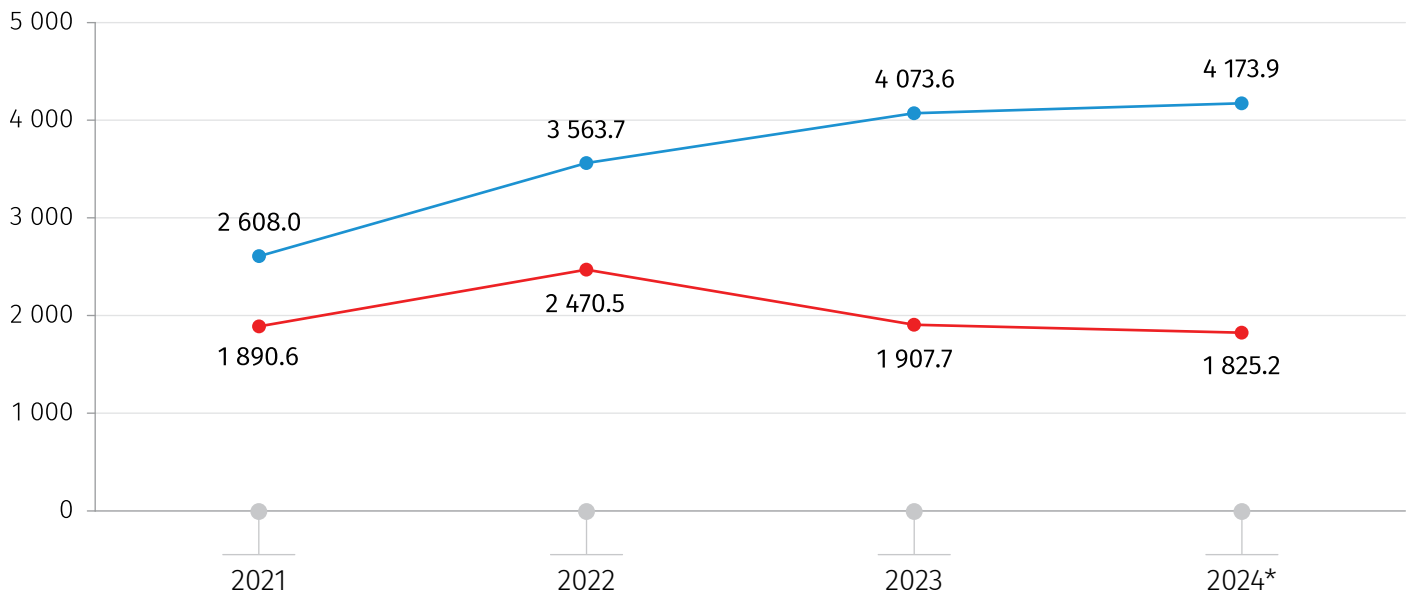
19.08.2024

THE DOMESTIC EXPORTS IN JANUARY-AUGUST 2024 (PRELIMINARY)

In January-August 2024 the exports of Georgia (excluding non-declared exports) equaled USD 4 173.9 million, 2.5 percent higher year-on-year. Share of the domestic exports in total exports constituted 43.7 percent and amounted to USD 1 825.2 million 4.3 percent lower to the same period of 2023.

The charts below reflect the basic trends of the indicators in 2021-2024:

TREND OF THE EXPORTS IN GEORGIA IN JANUARY-AUGUST 2021-2024 (MILL. USD)



*Preliminary data.

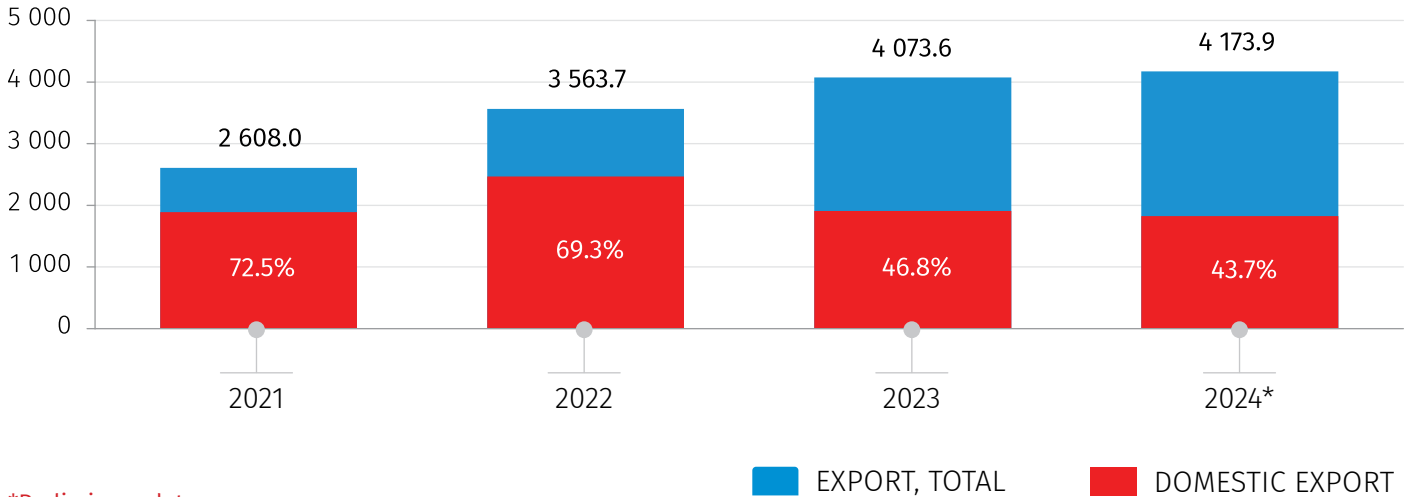
● EXPORT, TOTAL

● DOMESTIC EXPORT

NATIONAL STATISTICS OFFICE OF GEORGIA

19.08.2024

GEORGIAN EXPORT IN JANUARY-AUGUST 2021-2024 (MILL.USD)



*Preliminary data.

** Share of domestic exports (exports excluding re-exports) in total exports is presented as percentage figure.

The table below shows monthly data for 2022-2024 domestic exports in absolute values and their changes (in percentage) compared to the corresponding month of the previous year.

DOMESTIC EXPORTS OF GEORGIA

		THSD. US DOLLARS	CHANGE (%)
2022	January	231 093.4	39.1
	February	323 118.5	62.2
	March	328 250.7	38.1
	April	320 930.5	16.1
	May	388 781.3	62.5
	June	281 907.0	9.7
	July	335 171.7	19.9
	August	261 199.0	10.9
	September	322 815.9	19.6
	October	289 343.2	-8.8
	November	300 014.1	-7.4
	December	295 397.5	-6.5

NATIONAL STATISTICS OFFICE OF GEORGIA

19.08.2024

		THSD. US DOLLARS	CHANGE (%)
2023	January	257 681.4	11.5
	February	236 481.0	-26.8
	March	266 577.7	-18.8
	April	217 478.1	-32.2
	May	240 131.8	-38.2
	June	242 829.0	-13.9
	July	248 916.4	-25.7
	August	197 640.0	-24.3
	September	238 414.7	-26.1
	October	193 439.4	-33.1
	November	195 331.9	-34.9
	December	227 896.4	-22.9
2024*	January	157 215.0	-39.0
	February	212 348.3	-10.2
	March	231 240.7	-13.3
	April	198 410.3	-8.8
	May	223 767.9	-6.8
	June	270 193.8	11.3
	July	293 342.5	17.8
	August	238 728.8	20.8

*Preliminary data.

NATIONAL STATISTICS OFFICE OF GEORGIA

19.08.2024

In January-August 2024 the share of the top ten trading partners by domestic exports in the total domestic exports of Georgia amounted to 73.8 percent. The top partners were Russia (USD 376.5 million) Türkiye (USD 287.6 million) and China (USD 181.7 million).

TOP TRADING PARTNERS BY DOMESTIC EXPORTS

	JANUARY-AUGUST 2023		JANUARY-AUGUST 2024*		CHANGE (%)
	THSD. US DOLLARS	SHARE IN TOTAL (%)	THSD. US DOLLARS	SHARE IN TOTAL (%)	
TOTAL	1 907 735.5	100.0	1 825 247.4	100.0	-4.3
Of which:					
Russia	364 701.2	19.1	376 502.7	20.6	3.2
Türkiye	256 393.2	13.4	287 632.2	15.8	12.2
China	223 940.4	11.7	181 747.5	10.0	-18.8
Armenia	98 606.3	5.2	101 234.6	5.5	2.7
Azerbaijan	97 866.3	5.1	86 565.9	4.7	-11.5
United States	45 325.4	2.4	86 213.6	4.7	90.2
Switzerland	58 275.3	3.1	68 235.0	3.7	17.1
Ukraine	45 059.9	2.4	56 254.6	3.1	24.8
Bulgaria	185 058.2	9.7	52 122.4	2.9	-71.8
Kazakhstan	46 368.4	2.4	50 953.8	2.8	9.9
Other countries	486 140.9	25.5	477 785.2	26.2	-1.7

*Preliminary data.

In January-August 2024 ferro-alloys reclaimed the first place in the list of top export items equaling USD 219.3 million or 12.0 percent of total exports. The exports of wine of fresh grapes totaled USD 195.8 million and their share in the total exports amounted to 10.7 percent. The exports of precious metal ores and concentrates occupied the third place standing at USD 147.9 million and constituting 8.1 percent of the total exports.

NATIONAL STATISTICS OFFICE OF GEORGIA

19.08.2024

MAJOR COMMODITY GROUPS BY DOMESTIC EXPORTS


	JANUARY-AUGUST 2023		JANUARY-AUGUST 2024*		CHANGE (%)
	THSD. US DOLLARS	SHARE IN TOTAL (%)	THSD. US DOLLARS	SHARE IN TOTAL (%)	
TOTAL DOMESTIC EXPORTS	1 907 735.5	100.0	1 825 247.4	100.0	-4.3
Of which:					
Ferro-alloys	114 933.6	6.0	219 343.6	12.0	90.8
Wine of fresh grapes	168 806.3	8.8	195 787.1	10.7	16.0
Precious metal ores and concentrates	40 973.4	2.1	147 866.8	8.1	260.9
Natural or artificial mineral and aerated waters not containing sugar	88 935.5	4.7	112 203.0	6.1	26.2
Waters mineral and aerated waters containing added sugar	75 053.0	3.9	91 854.3	5.0	22.4
Nitrogenous fertilizers	113 198.1	5.9	81 050.4	4.4	-28.4
Spirituos beverages	60 604.6	3.2	75 422.2	4.1	24.4
Gold unwrought or in semi-manufactured forms or in powder form	57 705.5	3.0	66 891.1	3.7	15.9
T-shirts and other vests knitted or crocheted	50 391.9	2.6	57 917.0	3.2	14.9
Electrical energy	88 481.9	4.6	51 659.3	2.8	-41.6
Other commodities	1 048 651.6	55.0	725 252.6	39.7	-30.8

*Preliminary data.

SOURCES:  LEPL Revenue Service of Ministry of Finance of Georgia;

 Georgian State Electrosystem, JSC;

 Electrosystem Commercial Operator, JSC;

 Georgian Gas Transportation Company, LTD.

EXPLANATION OF SYMBOLS:

- Not applicable;
- * Data are preliminary and subject to revisions;
- ... Data are confidential.

NATIONAL STATISTICS OFFICE OF GEORGIA

19.08.2024

NOTICE:

1. The discrepancy between the totals and the sum in some cases can be explained by using rounded data;
 2. Information does not cover the data of Simplified Customs Declarations (Form №4);
 3. Information does not cover non-organized trade, also occupied territories of Abkhazian Autonomous Republic and Tskhinvali region;
 4. According to the international methodology, there are some differences in coverage of trade flows between external merchandise trade statistics and customs statistics. Diplomatic, temporary, transit and analogous goods are excluded from the database of external merchandise trade statistics.
-

The preliminary data will be revised according to the Geostat's revision policy (based on the regular revision principle) as a result of adjusting data by respondents/administrative sources.

Domestic exports include export of goods produced in the country, as well as imported from abroad, the value of which has significantly changed as a result of domestic processing.

CONTACT PERSON:

Badri Kvachadze, Tel.: (+995 32) 236 72 10 (300)

E-mail: bkvachadze@geostat.ge

Mariam Kavelashvili, Tel.: (+995 32) 236 72 10 (020)

E-mail: mkavelashvili@geostat.ge
