


**NATIONAL STATISTICS OFFICE OF GEORGIA**

# **RESULTS OF ACTIVITY OF ENTERPRISES 2023**



01.10.2024

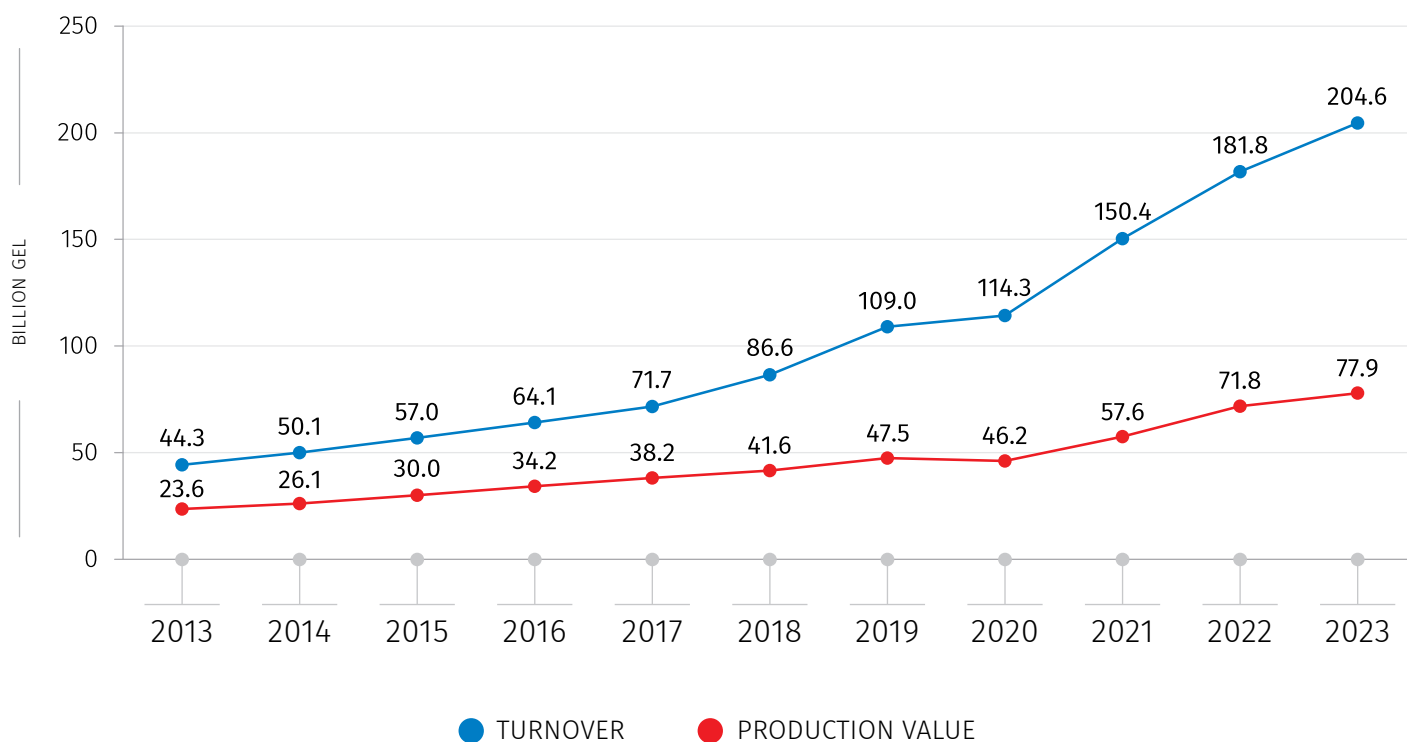
**ACTIVITIES OF ENTERPRISES**

2023

In the 2023, compared to the previous year, the volume of business sector turnover increased by 12.6 percent and amounted to 204.6 billion GEL.

The increase was observed in the production value of the business sector as well. In the 2023, production value equaled 77.9 billion GEL, which is 8.5 percent more year-on-year:

**VOLUME OF BUSINESS SECTORE TURNOVER  
AND PRODUCTION VALUE BY YEARS**



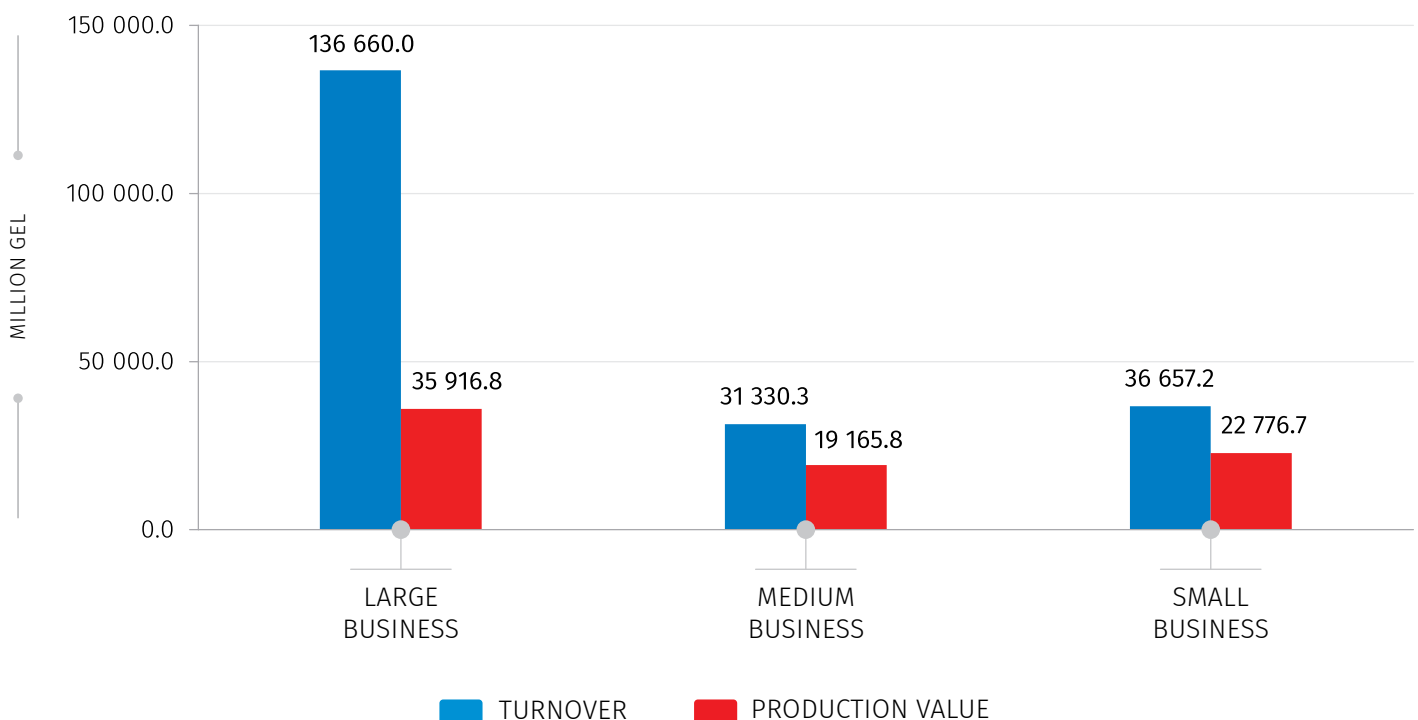


01.10.2024

In the 2023, large businesses generated 66.8 percent of total turnover, while medium size businesses generated 15.3 percent, and 17.9 percent was generated by small business.

A distribution was slightly different in case of total production value: 46.1 percent was on large businesses, 24.6 percent - on medium, and 29.3 percent - on small businesses.

**BUSINESS SECTOR TURNOVER AND PRODUCTION VALUE  
BY SIZE OF ENTERPRISES, 2023**

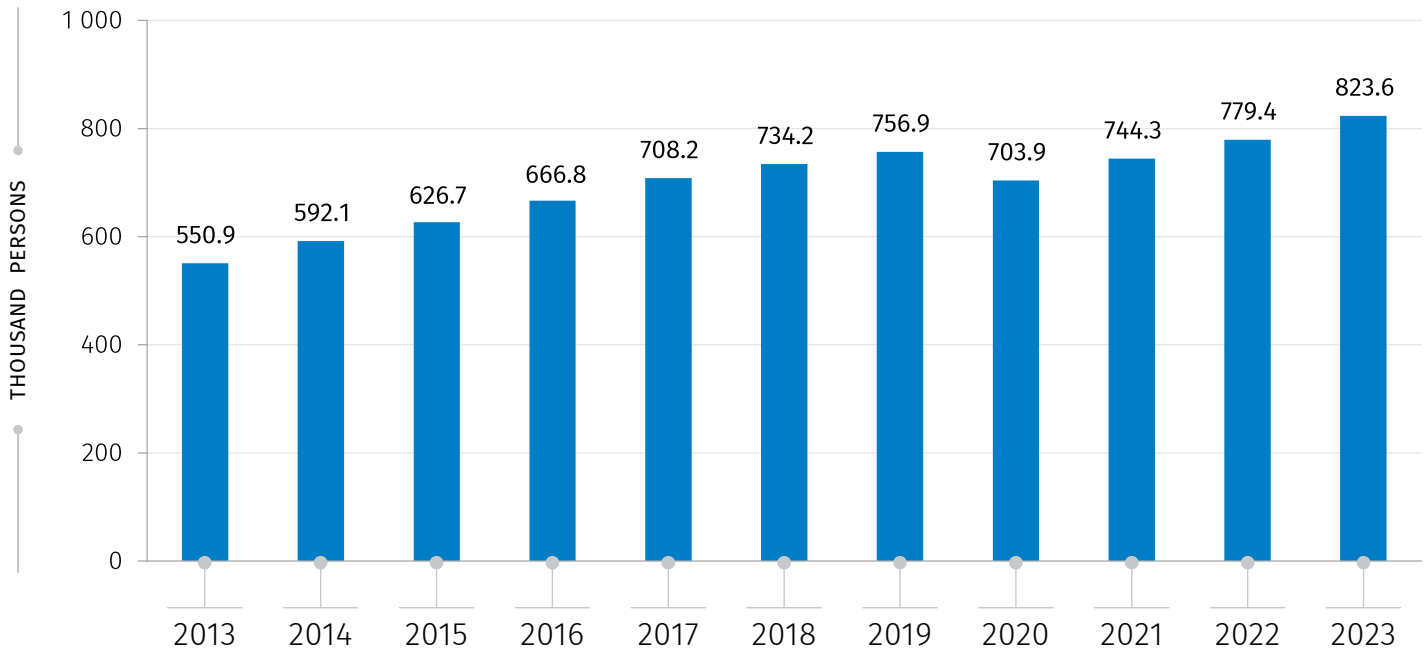


In 2023, total purchases of goods and services carried out by enterprises equaled 109.0 billion GEL (year-on-year 7.5 percent more), while the purchase of goods and services for resale amounted to 71.2 billion GEL (year-on-year 8.2 percent more).

In the 2023, the average number of persons employed in business sector equaled 823.6 thousand, which is year-on-year 5.7 percent more. Out of the total number of persons employed, 43.4 percent were female and 56.6 percent were male.

01.10.2024

NUMBER OF PERSONS EMPLOYED IN BUSINESS SECTOR BY YEARS



Large businesses employed 40.4 percent of total number of persons, while 19.8 percent were employed by medium, and 39.8 percent - by small businesses.

The total number of employees amounted to 771.5 thousands (year-on-year 6.2 percent more). The total personnel costs of enterprises equaled 17.2 billion GEL (year-on-year 20.7 percent more).

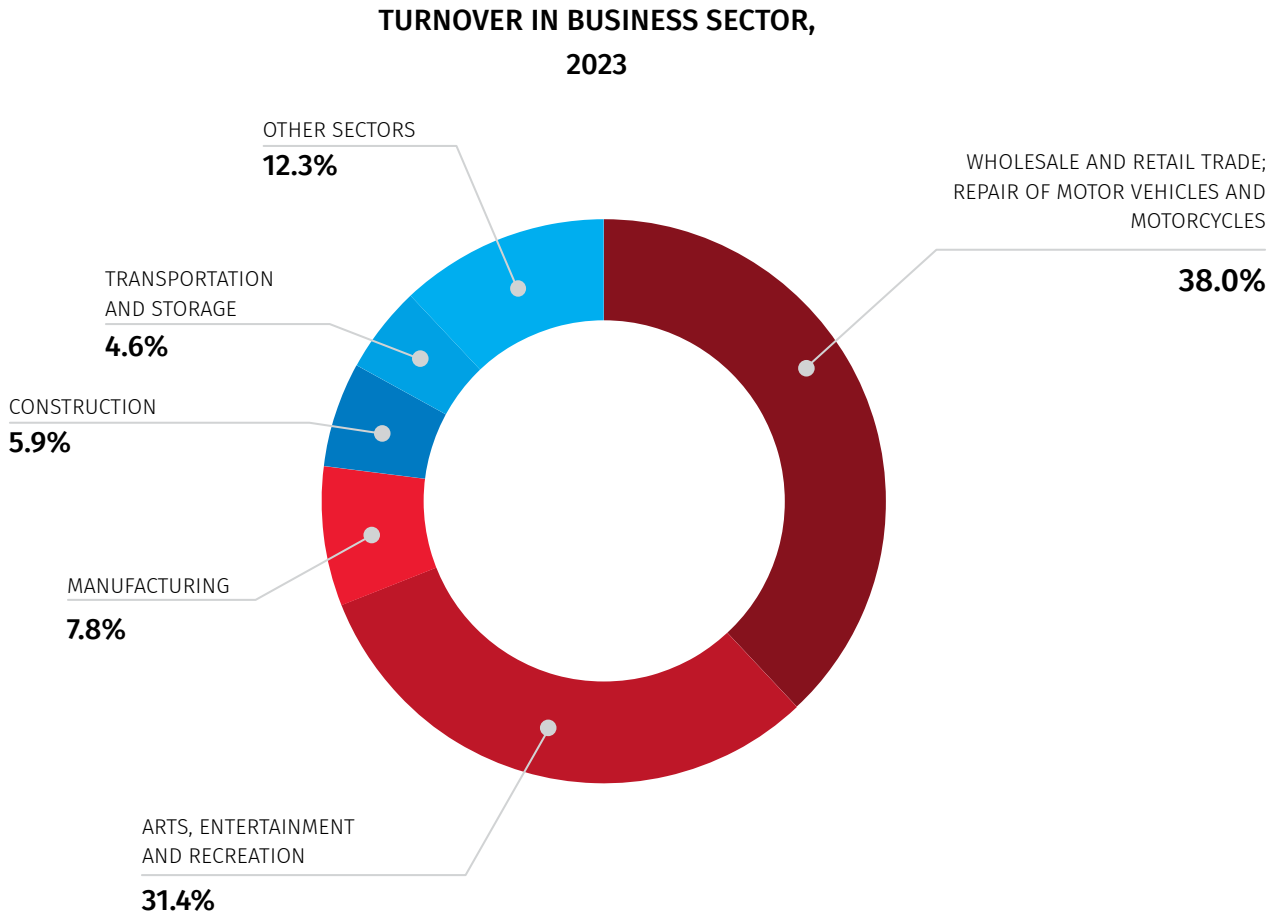
In the 2023, average monthly remuneration of employed persons equaled 1 827.3 GEL (221.4 GEL increase year-on-year) while remuneration of employed women specifically was 1 445.3 GEL (181.3 GEL increase year-on-year). Average monthly remuneration of employed persons by size of enterprises is as follows:

- Large business - 2 077.2 GEL
- Medium business - 2 199.7 GEL
- Small business - 1 306.5 GEL

## NATIONAL STATISTICS OFFICE OF GEORGIA

01.10.2024

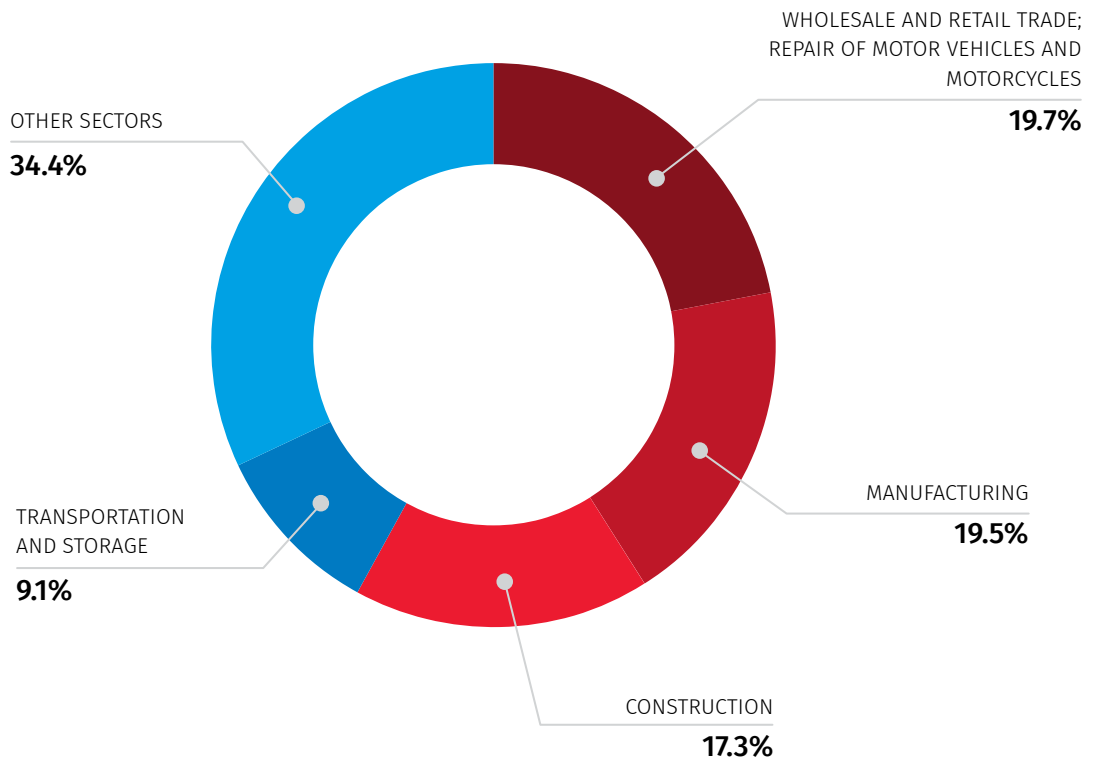
In the 2023, the trade sector (including repair of motor vehicles and motorcycles) has the highest share (38.0 percent) in the total turnover in business sector, followed by arts, entertainment and recreation with 31.4 percent share, manufacturing - with 7.8 percent, construction - with 5.9 percent, transportation and storage - with 4.6 percent, and other sectors - with 12.3 percent share:



01.10.2024

In the 2023, trade (19.7 percent) and manufacturing (19.5 percent), construction (17.3 percent), and transportation and storage (9.1 percent) held the top four places in business sector by production value. Rest of sectors had 34.4 percent share:

## PRODUCTION VALUE IN BUSINESS SECTOR, 2023

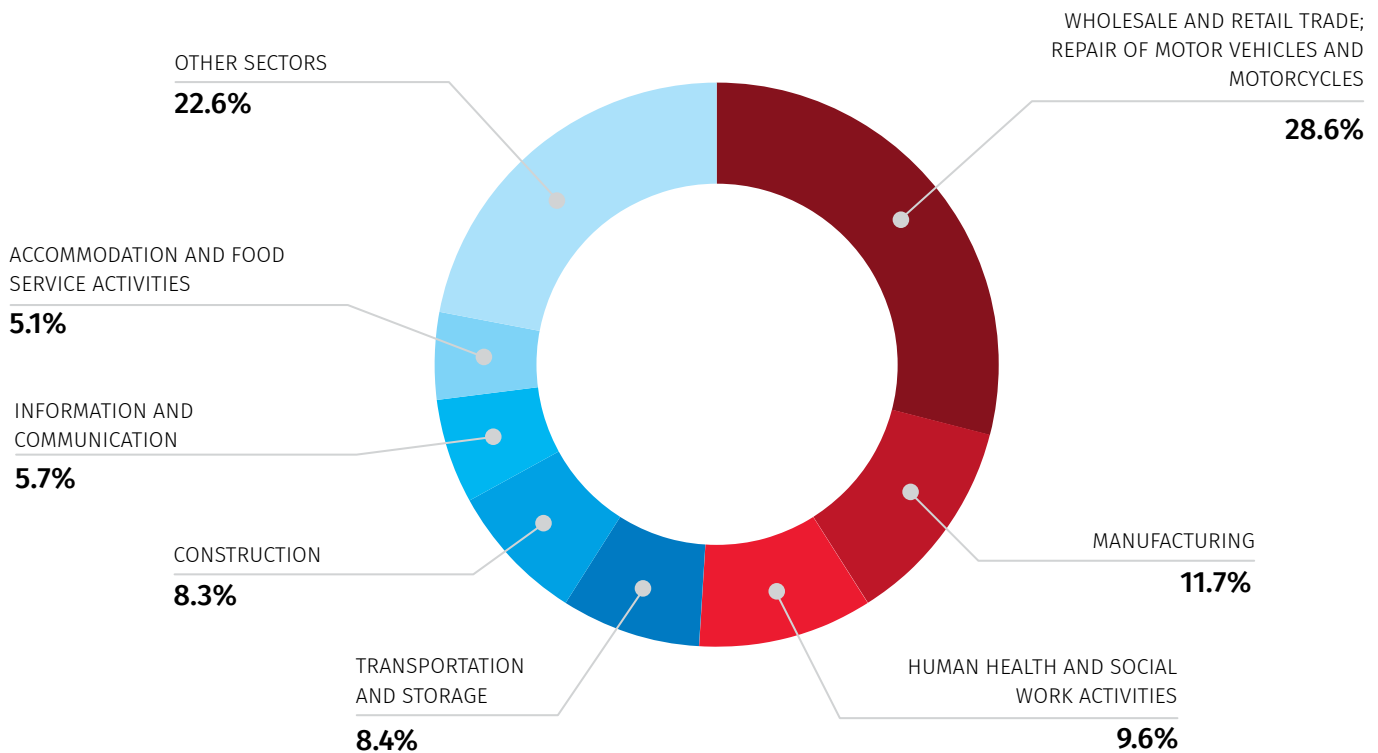


## NATIONAL STATISTICS OFFICE OF GEORGIA

01.10.2024

In the 2023, trade (wholesale and retail trade, repair of motor vehicles and motorcycles), manufacturing, and human health and social work activities led business sector by number of employees (accordingly with 28.6 percent, 11.7 percent and 9.6 percent share). However, enterprises engaged in transportation and storage (8.4 percent), construction activities (8.3 percent), information and communication (5.7 percent), and accommodation and food service activities (5.1 percent) had also a significant share:

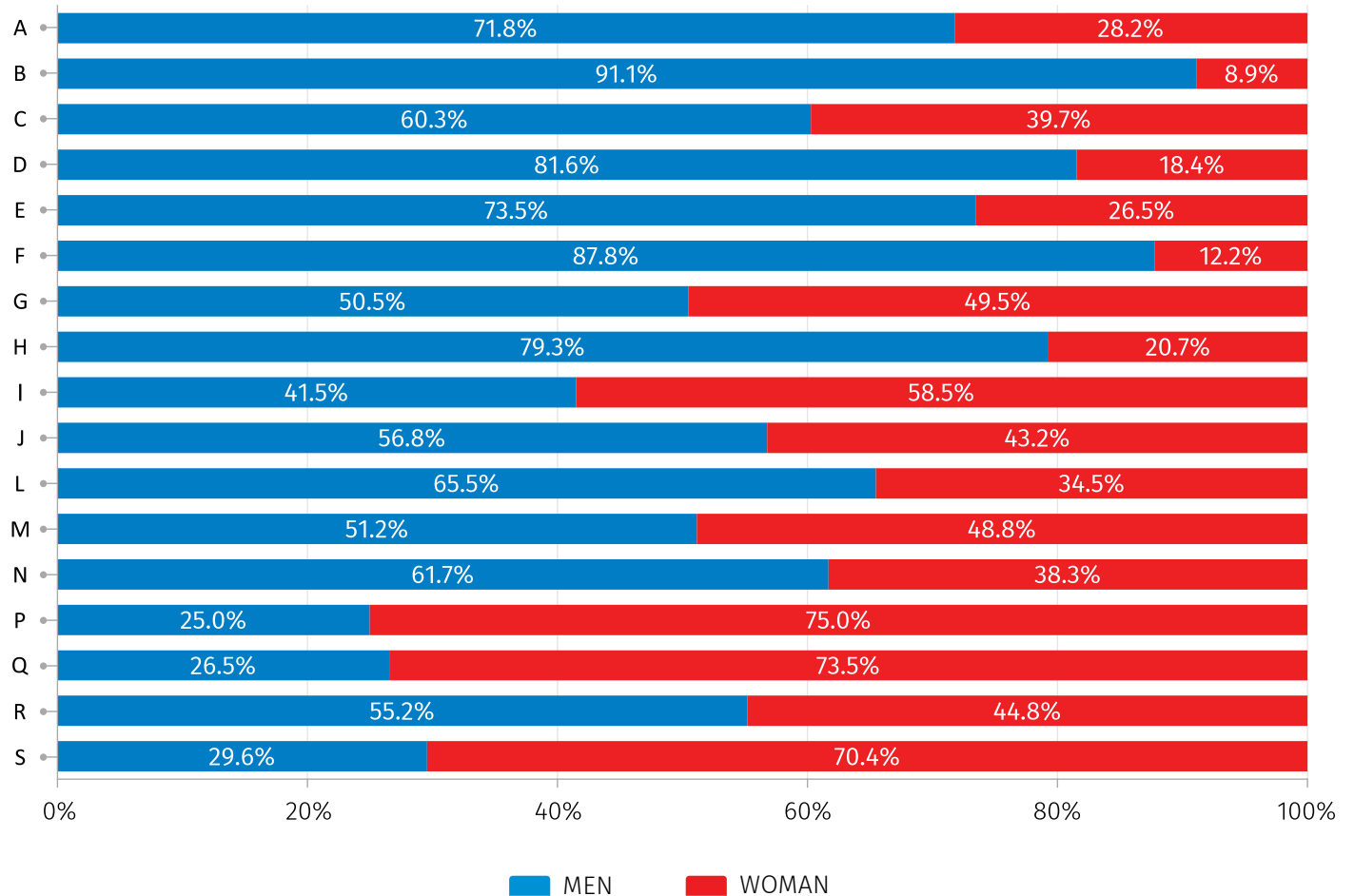
**NUMBER OF EMPLOYEES IN BUSINESS SECTOR,  
2023**



## NATIONAL STATISTICS OFFICE OF GEORGIA

01.10.2024

The chart below shows the distribution of total number of employees by economic activities and sex:





## NATIONAL STATISTICS OFFICE OF GEORGIA

01.10.2024

The table below shows year-on-year variation of business sector turnover in the 2023 by kind of economic activities:

### TURNOVER IN BUSINESS SECTOR BY KIND OF ECONOMIC ACTIVITIES

TURNOVER (MIL. GEL) NACE REV. 2	2022	2023	INCREASE RATE IN 2023 COMPARED TO 2022
<b>BY KIND OF ECONOMIC ACTIVITIES - TOTAL</b>	<b>181 764.6</b>	<b>204 647.5</b>	<b>112.6</b>
Agriculture, forestry and fishing	915.5	969.0	105.8
Mining and quarrying	1 411.7	1 318.9	93.4
Manufacturing	17 030.0	15 933.7	93.6
Electricity, gas, steam and air conditioning supply	5 662.0	5 384.3	95.1
Water supply, sewerage, waste management and remediation activities	412.3	437.8	106.2
Construction	10 913.7	12 077.0	110.7
Wholesale and retail trade; repair of motor vehicles and motorcycles	69 244.6	77 760.5	112.3
Transportation and storage	9 302.3	9 425.3	101.3
Accommodation and food service activities	2 393.7	2 896.9	121.0
including:			
Accommodation	973.9	1 107.4	113.7
Food service	1 419.8	1 789.5	126.0
Information and communication	4 117.8	5 267.6	127.9
Real estate activities	1 743.9	2 100.6	120.4
Professional, scientific and technical activities	1 856.1	2 266.1	122.1
Administrative and support service activities	1 421.1	1 701.6	119.7
Education	620.8	767.6	123.6
Human health and social work activities	1 589.2	1 716.2	108.0
Arts, entertainment and recreation	52 904.1	64 350.1	121.6
Other service activities	225.7	274.1	121.5

## NATIONAL STATISTICS OFFICE OF GEORGIA

01.10.2024

The table below shows year-on-year variation of business sector production value in the 2023 by kind of economic activities:

### BUSINESS SECTOR PRODUCTION VALUE BY KIND OF ECONOMIC ACTIVITIES

PRODUCTION VALUE (MIL. GEL) NACE REV. 2	2022	2023	INCREASE RATE IN 2023 COMPARED TO 2022
<b>BY KIND OF ECONOMIC ACTIVITIES - TOTAL</b>	<b>71 778.9</b>	<b>77 859.3</b>	<b>108.5</b>
Agriculture, forestry and fishing	1 026.9	1 134.1	110.4
Mining and quarrying	1 427.5	1 469.6	103.0
Manufacturing	15 954.1	15 214.0	95.4
Electricity, gas, steam and air conditioning supply	2 983.5	2 875.6	96.4
Water supply, sewerage, waste management and remediation activities	497.6	559.4	112.4
Construction	11 891.9	13 499.7	113.5
Wholesale and retail trade; repair of motor vehicles and motorcycles	13 765.5	15 309.9	111.2
Transportation and storage	6 852.9	7 090.7	103.5
Accommodation and food service activities	2 414.9	2 929.1	121.3
including:			
Accommodation	995.1	1 135.9	114.1
Food service	1 419.8	1 793.2	126.3
Information and communication	4 107.1	5 215.7	127.0
Real estate activities	1 720.2	2 071.0	120.4
Professional, scientific and technical activities	1 712.6	2 115.0	123.5
Administrative and support service activities	1 016.2	1 228.2	120.9
Education	668.3	821.6	122.9
Human health and social work activities	2 628.9	2 732.0	103.9
Arts, entertainment and recreation	2 883.8	3 326.3	115.3
Other service activities	226.9	267.3	117.8

## NATIONAL STATISTICS OFFICE OF GEORGIA

01.10.2024

The table below shows year-on-year variation of number of employees in business sector in the 2023 by kind of economic activities:

### NUMBER OF EMPLOYEES IN BUSINESS SECTOR BY KIND OF ECONOMIC ACTIVITIES

NUMBER OF EMPLOYEES (UNIT) NACE REV. 2	2022	2023	INCREASE RATE IN 2023 COMPARED TO 2022
<b>BY KIN</b>	<b>779 418</b>	<b>823 561</b>	<b>105.7</b>
Agriculture, forestry and fishing	13 140	13 621	103.7
Mining and quarrying	12 579	12 872	102.3
Manufacturing	94 888	96 123	101.3
Electricity, gas, steam and air conditioning supply	15 175	16 550	109.1
Water supply, sewerage, waste management and remediation activities	14 721	15 464	105.0
Construction	65 489	68 195	104.1
Wholesale and retail trade; repair of motor vehicles and motorcycles	222 427	235 834	106.0
Transportation and storage	66 554	69 352	104.2
Accommodation and food service activities	37 336	41 748	111.8
including:			
Accommodation	15 043	17 340	115.3
Food service	22 292	24 408	109.5
Information and communication	39 008	47 228	121.1
Real estate activities	19 563	20 764	106.1
Professional, scientific and technical activities	26 024	27 573	106.0
Administrative and support service activities	22 493	23 151	102.9
Education	23 241	23 977	103.2
Human health and social work activities	78 128	79 351	101.6
Arts, entertainment and recreation	19 864	22 341	112.5
Other service activities	8 787	9 416	107.2

01.10.2024

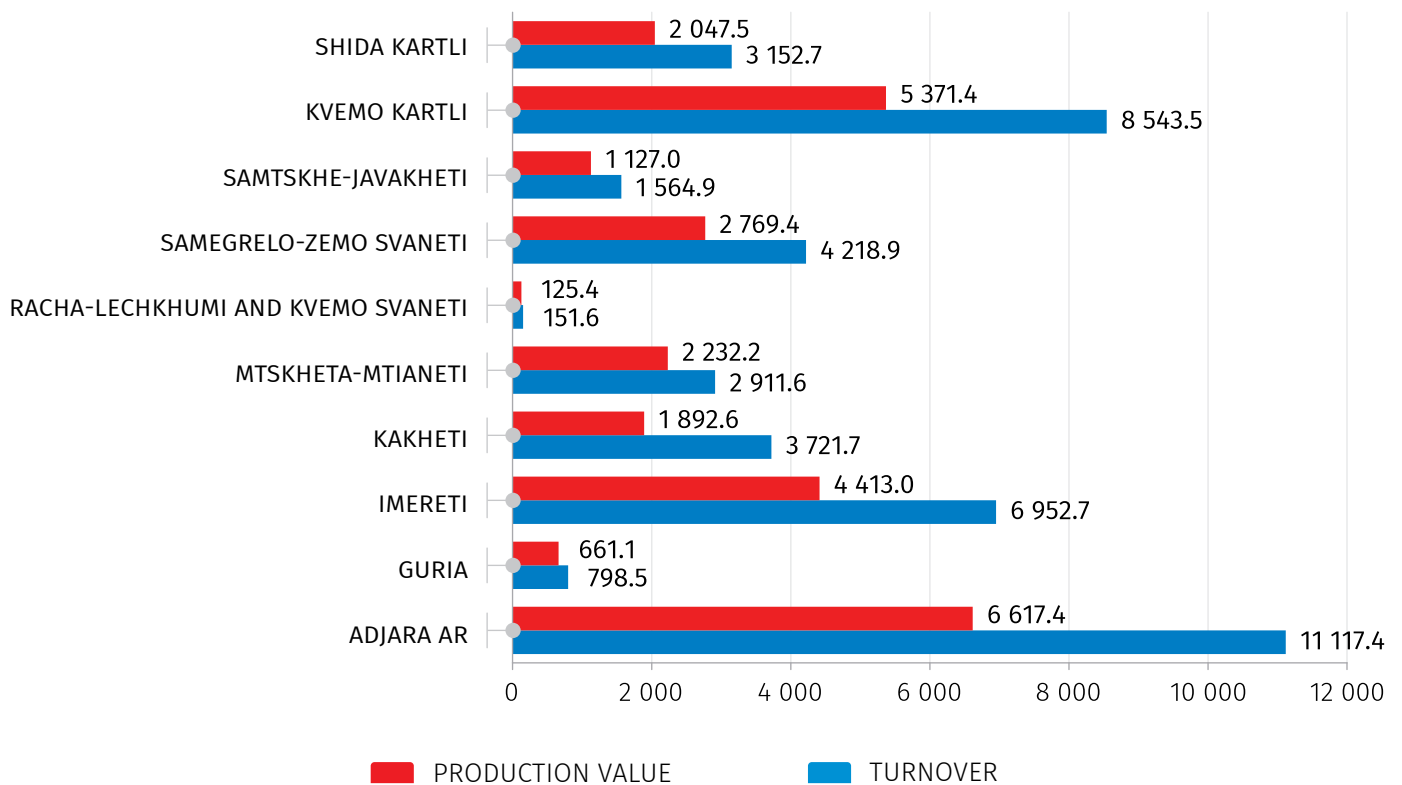
By regions, Tbilisi and following regions are leading in gross turnover:

- Tbilisi - 78.9 percent
- Adjara - 5.4 percent
- Kvemo Kartli – 4.2 percent
- Imereti – 3.4 percent
- Samegrelo-Zemo Svaneti - 2.1 percent

By regions, Tbilisi and following regions are again leading in gross production value:

- Tbilisi - 64.8 percent
- Adjara - 8.5 percent
- Kvemo Kartli - 6.9 percent
- Imereti - 5.7 percent
- Samegrelo-Zemo Svaneti - 3.6 percent

The chart below shows turnover and production value by region, except Tbilisi (in mln. GEL):

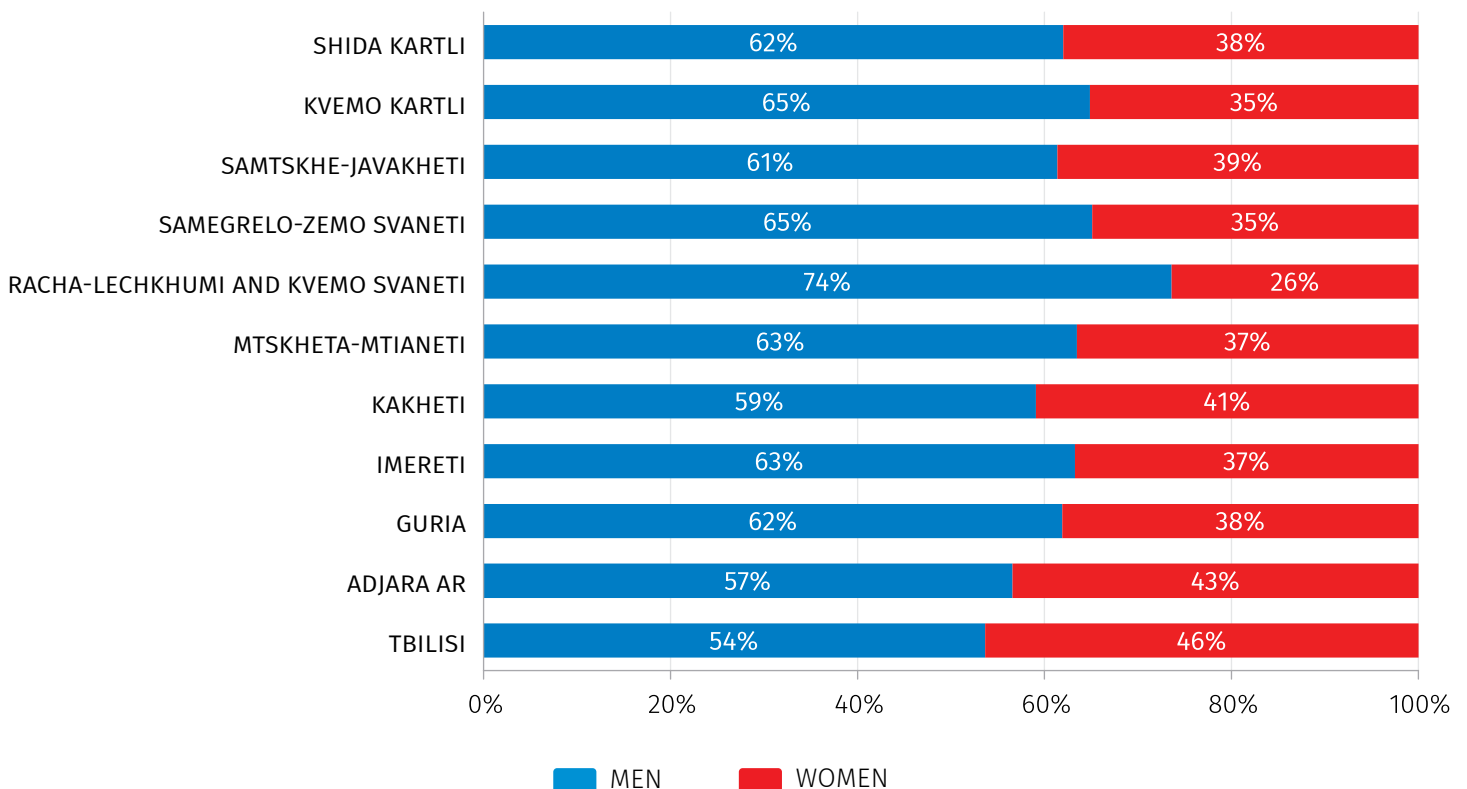


01.10.2024

Number of employees by regions is distributed as follows:

- Tbilisi - 62.4 percent
- Adjara - 9.5 percent
- Imereti – 7.5 percent
- Kvemo Kartli - 5.9 percent
- Samegrelo-Zemo Svaneti - 3.8 percent
- Kakheti – 3.0 percent
- Shida Kartli - 2.8 percent
- Mtskheta-Mtianeti - 1.7 percent
- Samtskhe-Javakheti - 1.8 percent
- Guria – 1.2 percent
- Racha-Lechkhumi and Kvemo Svaneti - 0.3 percent

The figure below shows the distribution of total number of employees in separate regions by sex:



01.10.2024

### NOTES:

1. Statistical survey does not include:

- K, O, T, U sectors of activities
- 47.8 (Retail sale via stalls and markets)

2. Surveyed enterprises are classified:

- By kind of main activities
- According to actual address



## NATIONAL STATISTICS OFFICE OF GEORGIA

01.10.2024

The following classification of economic activities is used in the release:

Classification of Economic Activities (based on european standards, NACE rev.2)

Names of Sections:

<b>A</b>	Agriculture, forestry and fishing
<b>B</b>	Mining and quarrying
<b>C</b>	Manufacturing
<b>D</b>	Electricity, gas, steam and air conditioning supply
<b>E</b>	Water supply, sewerage, waste management and remediation activities
<b>F</b>	Construction
<b>G</b>	Wholesale and retail trade; repair of motor vehicles and motorcycles
<b>H</b>	Transportation and storage
<b>I</b>	Accommodation and food service activities
<b>J</b>	Information and communication
<b>K</b>	Financial and insurance activities
<b>L</b>	Real estate activities
<b>M</b>	Professional, scientific and technical activities
<b>N</b>	Administrative and support service activities
<b>O</b>	Public administration and defence; Compulsory social security
<b>P</b>	Education
<b>Q</b>	Human health and social work activities
<b>R</b>	Arts, entertainment and recreation
<b>S</b>	Other service activities
<b>T</b>	Activities of households as employers; undifferentiated goods- and services-producing activities of households for own use
<b>U</b>	Activities of extraterritorial organizations and bodies

### National Statistics Office of Georgia

#### CONTACT PERSONS:

Daviti Zhorzholiani, Tel: 2 36 72 10 (601) E-mail: [dzhorzholiani@geostat.ge](mailto:dzhorzholiani@geostat.ge)

Mariam Kavelashvili, Tel: 2 36 72 10 (020) E-mail: [mkavelashvili@geostat.ge](mailto:mkavelashvili@geostat.ge)