



NATIONAL STATISTICS OFFICE OF GEORGIA

AVERAGE MONTHLY NOMINAL EARNINGS OF EMPLOYEES 2023



10.10.2024
www.geostat.ge

10.10.2024

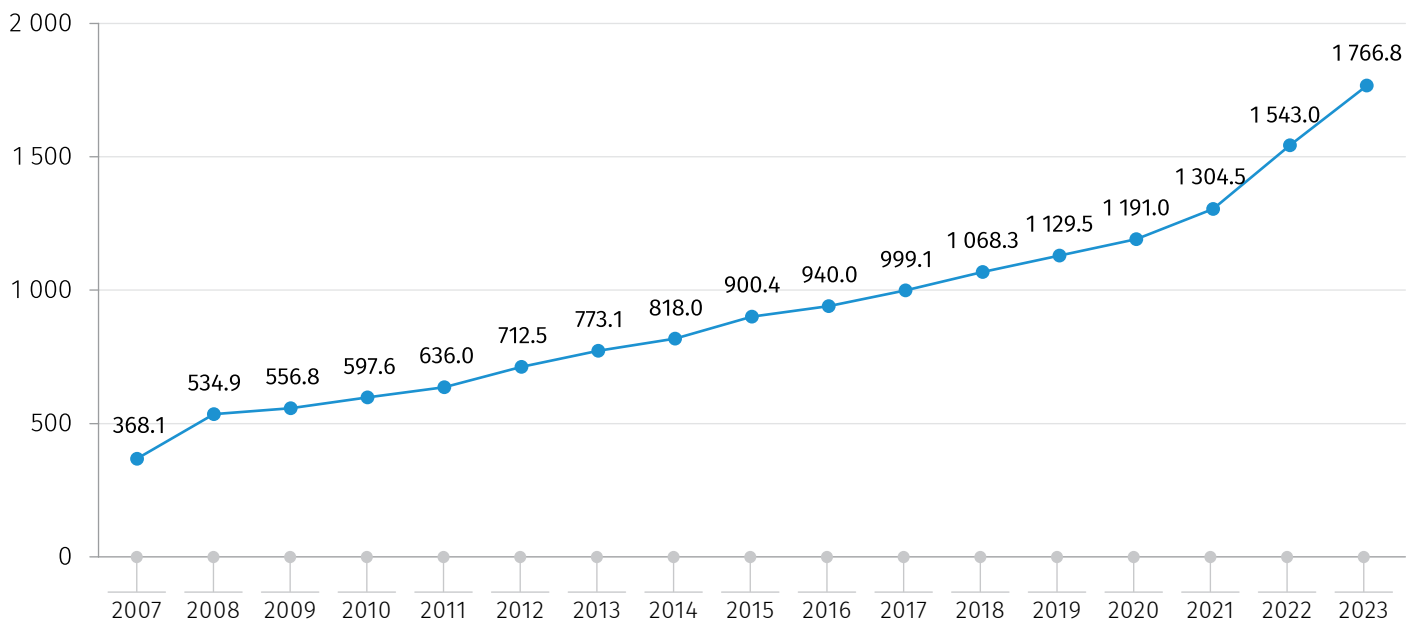
AVERAGE MONTHLY NOMINAL EARNINGS OF EMPLOYEES
(2023)

In 2023, the average monthly nominal earnings of employees increased by 14.5 percent (223.8 Gel) compared to 2022 and amounted to 1 766.8 Gel.

The chart below presents the distribution of the average monthly nominal earnings of employees in 2007-2023 years.

CHART №1

AVERAGE MONTHLY EARNINGS
(GEL)



In 2023, wage increased in almost all sectors compared to the previous year. According to the economic activity the highest monthly earnings were observed in the following fields:

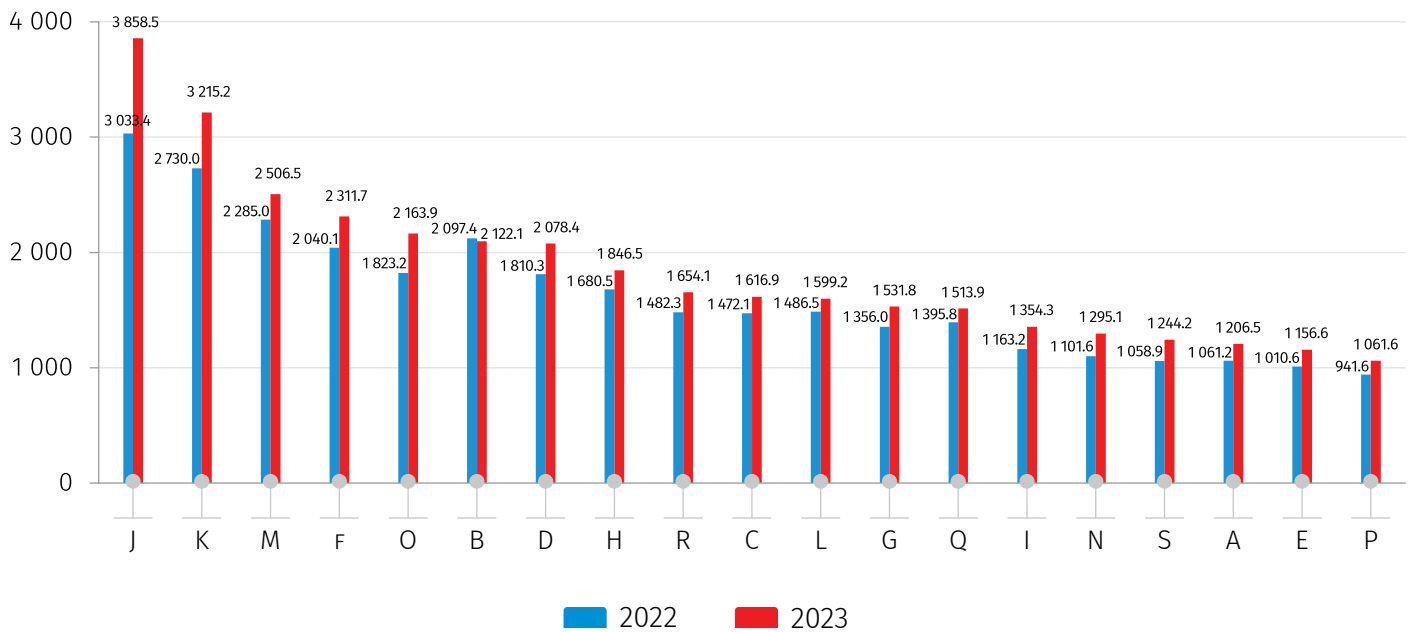
- Information and Communication – 3 858.5 Gel (increased by 27.2 percent compared to the previous year).
- Financial and Insurance Activities – 3 215.2 Gel (increased by 17.8 percent compared to the previous year);
- Professional, Scientific and Technical Activities – 2 506.5 Gel (increased by 9.7 percent compared to the previous year).

10.10.2024

The chart below presents the distribution of the average monthly nominal earnings of employees by economic activity in 2022-2023 years.

CHART №2

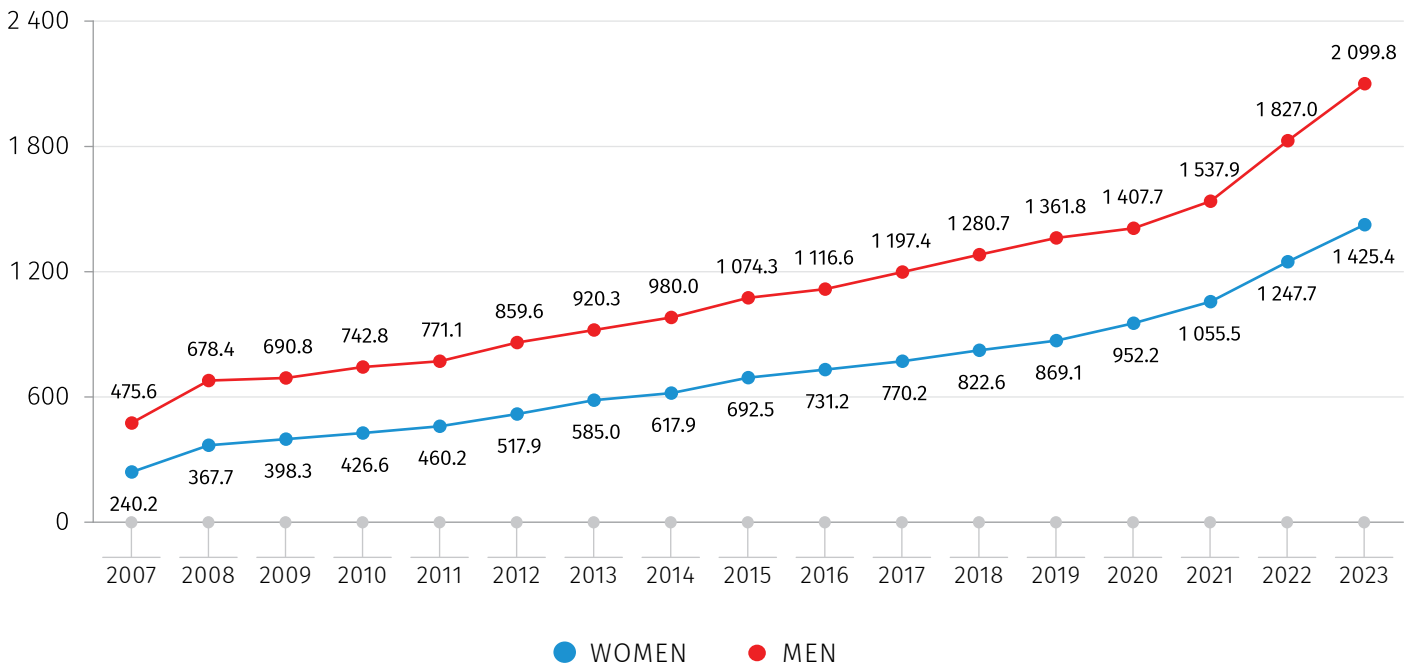
AVERAGE MONTHLY EARNINGS BY ECONOMIC ACTIVITY
(GEL)



In 2023, the average monthly earnings equaled 1 425.4 Gel for women, while 2 099.8 Gel for men. The annual earnings growth amounted to 177.7 GEL (14.2%) for women and 272.9 Gel (14.9%) for men. In all sectors of the economic activities, men's average monthly earnings were higher than women's.

The chart below presents the distribution of the average monthly nominal earnings of employees by sex in 2007-2023 years.

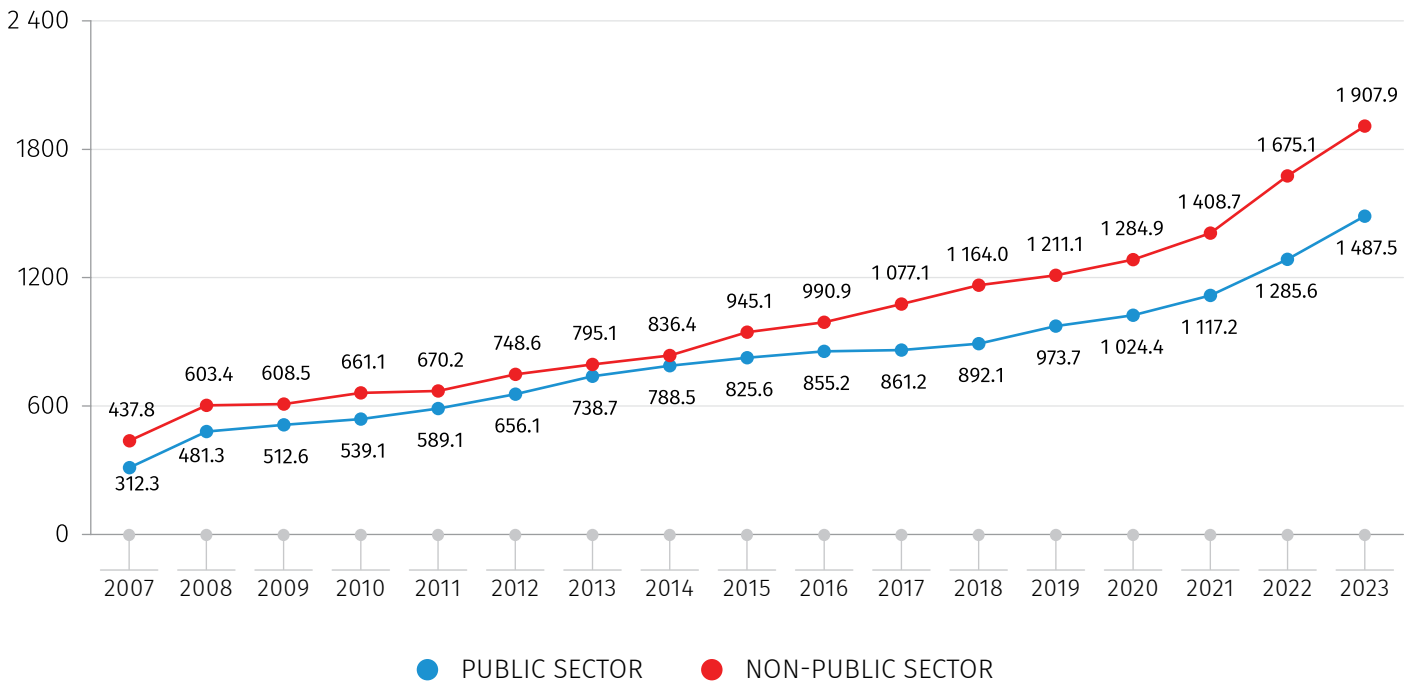
AVERAGE MONTHLY EARNINGS BY SEX
(GEL)



In 2023, the average monthly nominal earnings of employees in the public sector were 420.3 Gel (22.0%) lower than those in the non-public sector. Compared to 2022, the average monthly earnings increased by 15.7 percent in the public sector, while they increased by 13.9 percent in the non-public sector, amounting to 1 487.5 and 1 907.9 Gel, respectively.

The chart below presents the average monthly nominal earnings of employees in public and non-public sectors in 2007-2023.

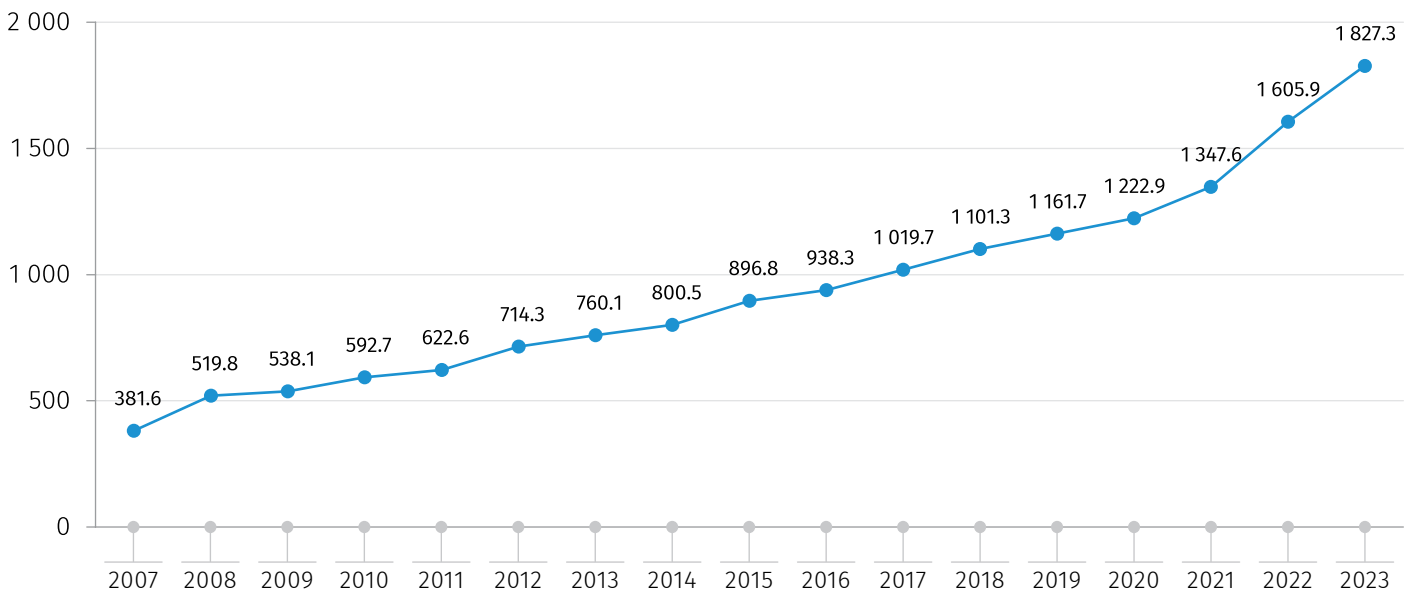
**AVERAGE MONTHLY EARNINGS IN PUBLIC AND NON-PUBLIC SECTORS
(GEL)**



In 2023, the average monthly earnings of employees in the business sector increased by 221.4 Gel (13.8%) and equaled 1 827.3 Gel. By economic activity, the highest monthly earnings were observed in the Information and Communication sector (3 958.3 Gel, increased by 27.1 percent compared to the previous year) and in the Professional, Scientific and Technical Activities sector (2 813.9 Gel, increased by 8.2 percent increase compared to the previous year).

The chart below presents the distribution of the average monthly nominal earnings of employees in the business sector in 2007-2023.

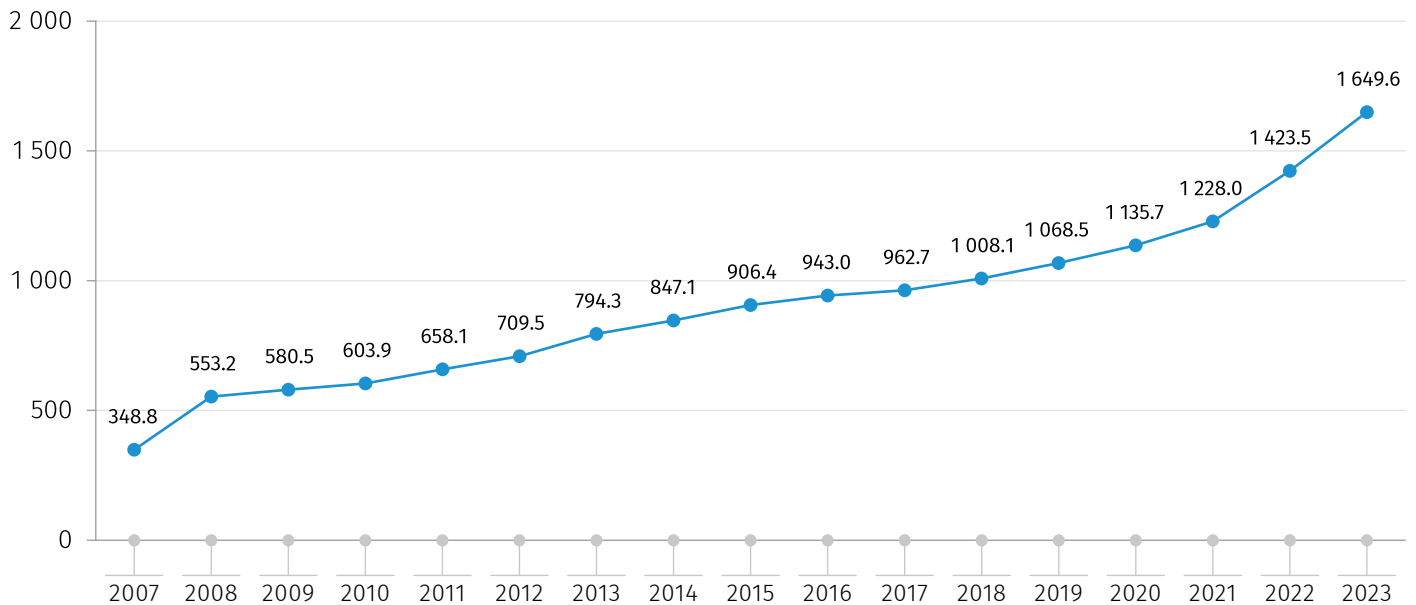
AVERAGE MONTHLY EARNINGS IN BUSINESS SECTOR
(GEL)



In 2023, the average monthly earnings of employees in the non-business and financial sector increased by 226.0 Gel (15.9%) compared to the previous year and amounted to 1 649.6 Gel. By economic activity, the highest monthly earnings were observed in the Financial and Insurance Activities sector.

The chart below presents the distribution of the average monthly nominal earnings of employees in the non-business and financial Sector in 2007-2023 years.

**AVERAGE MONTHLY EARNINGS IN NON-BUSINESS AND FINANCIAL SECTOR
(GEL)**



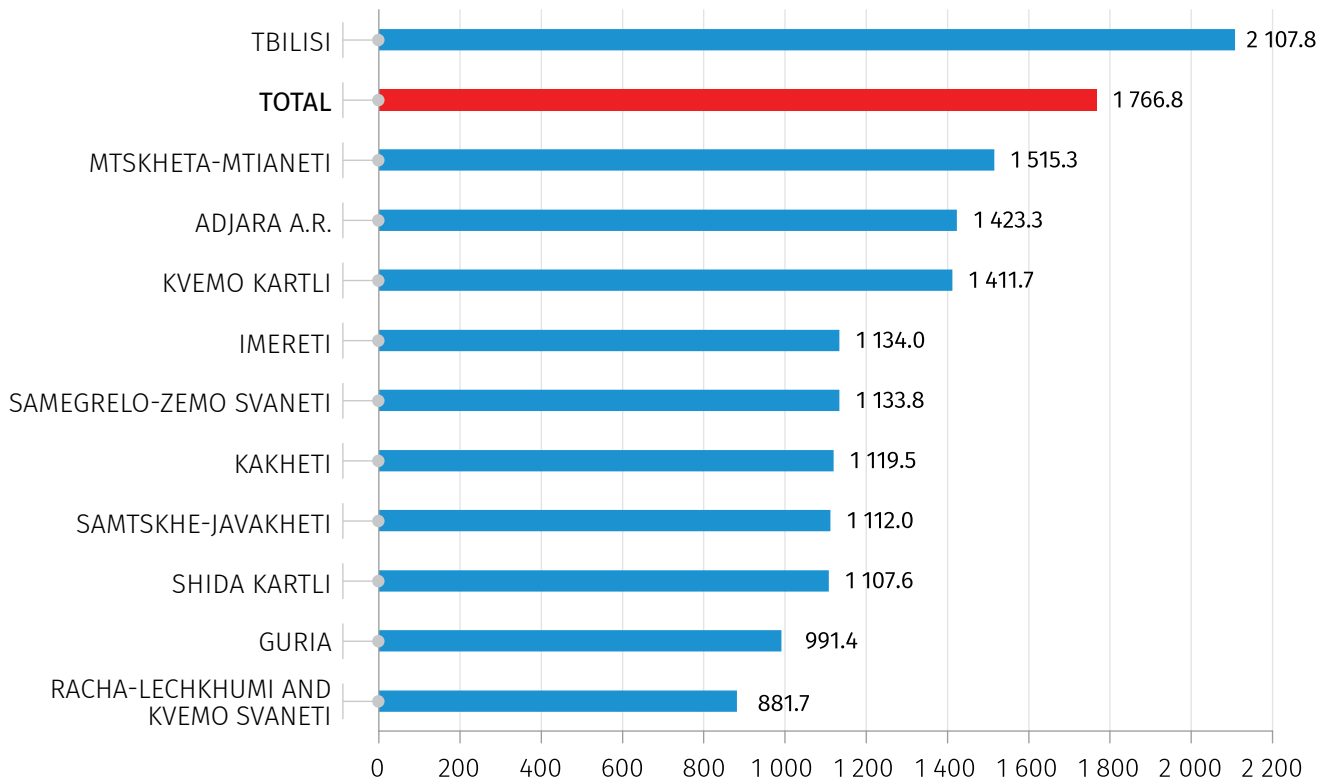
Tbilisi and Mtscheta-Mtianeti are leading regions by amount of the average earnings.

The chart below presents the distribution of the average monthly nominal earnings of employees by regions in 2023.

10.10.2024

CHART №7

AVERAGE MONTHLY EARNINGS BY REGIONS*
(GEL)



*Some enterprises and organizations are represented by the location of the head office.

10.10.2024

NOTES

Classification of the economic activities used in the release is based on the European standard NACE rev.2

Definition of Sections

A	Agriculture, forestry and fishing
B	Mining and quarrying
C	Manufacturing
D	Electricity, gas, steam and air conditioning supply
E	Water supply, sewerage, waste management and remediation activities
F	Construction
G	Wholesale and retail trade; repair of motor vehicles and motorcycles
H	Transportation and storage
I	Accommodation and food service activities
J	Information and communication
K	Financial and insurance activities
L	Real estate activities
M	Professional, scientific and technical activities
N	Administrative and support service activities
O	Public administration and defence; compulsory social security
P	Education
Q	Human health and social work activities
R	Arts, entertainment and recreation
S	Other service activities

CONTACT PERSONS:

Vasil Tsakadze, Tel.: (+995 32) 236 72 10 (600). E-mail: vtsakadze@geostat.ge

Mariam Kavelashvili, Tel.: (+995 32) 236 72 10 (020). E-mail: mkavelashvili@geostat.ge