

NATIONAL STATISTICS OFFICE OF GEORGIA

**SURVEY RESULTS FOR LIVESTOCK
SLAUGHTERHOUSES, GRAIN STORAGE
ELEVATORS AND COLD STORAGE FACILITIES**

III QUARTER, 2024



NATIONAL STATISTICS OFFICE OF GEORGIA

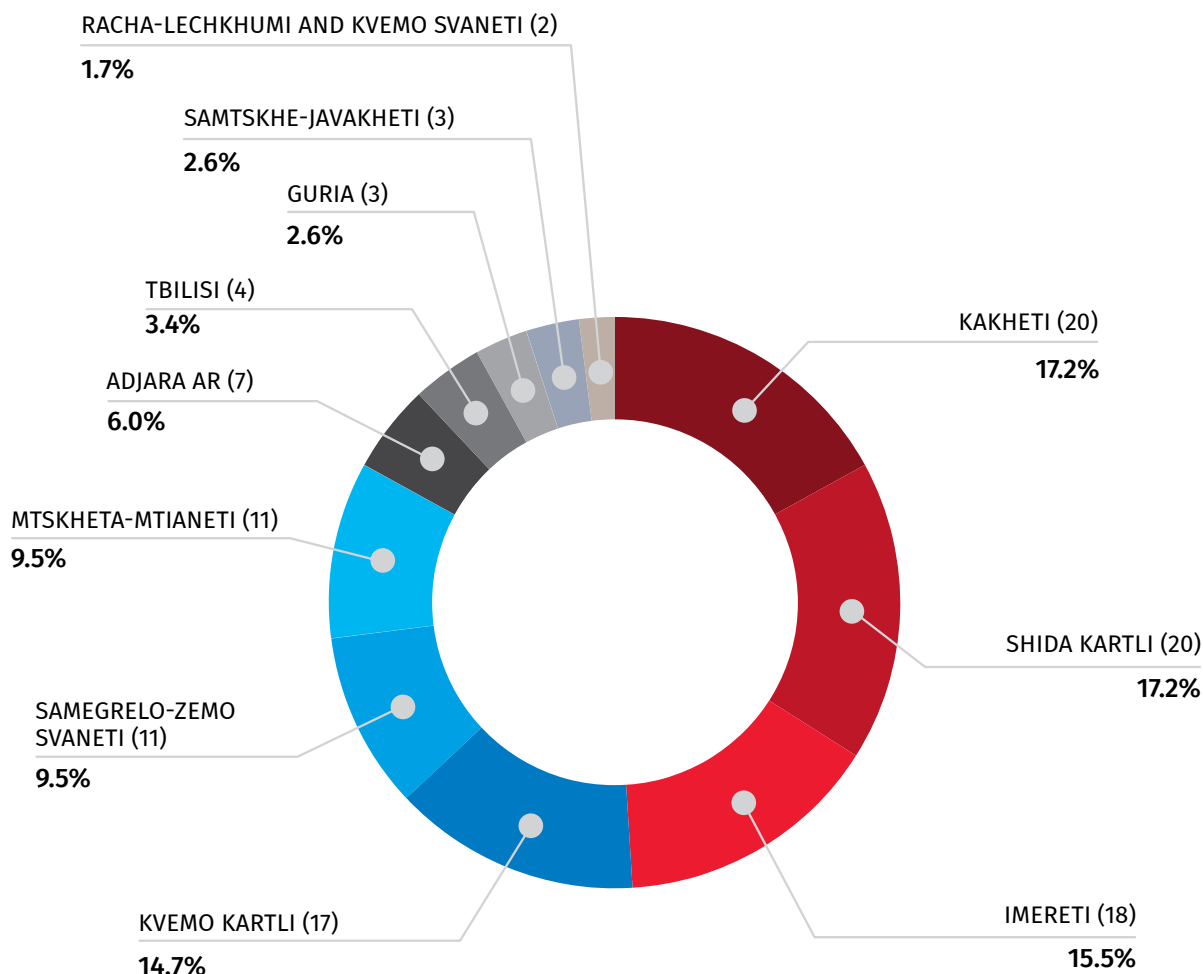
15.11.2024

SURVEY RESULTS FOR LIVESTOCK SLAUGHTERHOUSES, ELEVATORS AND COLD STORAGE FACILITIES (III QUARTER, 2024)

SLAUGHTERHOUSES

The total number of active livestock and poultry slaughterhouses in Georgia in the III quarter of 2024 were 116, of which 17.2 percent were located in Kakheti region, 17.2 percent in Shida Kartli region, 15.5 percent in Imereti region, 14.7 percent in Kvemo Kartli region, 9.5 percent in Samegrelo-Zemo Svaneti region, 9.5 percent in Mtskheta-Mtianeti region and the remaining 16.4 percent in other regions:

ACTIVE LIVESTOCK AND POULTRY SLAUGHTERHOUSES IN GEORGIA BY REGIONS, III QUARTER, 2024



NATIONAL STATISTICS OFFICE OF GEORGIA

15.11.2024

According to the survey, 144.2 thousand heads of livestock were slaughtered in slaughterhouses in the III quarter of 2024, of which 28.1 percent were cattle, 55.6 percent - pigs and 15.4 percent - sheep and goats. The share of other livestock (excluding poultry) slaughtered is 0.8 percent. In addition, the number of poultry slaughtered in slaughterhouses during the reporting period amounted to 3 009.8 thousand.

In total 16.8 thousand tons of meat (i.e. slaughtered weight, including poultry meat) was produced by slaughterhouses during the III quarter of 2024, of which 31.1 percent is beef, 32.4 percent – poultry, 34.3 percent – pork, 2.2 percent – mutton and goat meat, while the share of other meat is negligible.

The service was provided to 8.4 thousand persons, 57.0 percent of which were households. Average monthly number of persons employed in slaughterhouses equaled 1 030 persons.

The average prices of the slaughter services were: 37.6 GEL per cattle, 31.0 GEL per pig, and 14.1 GEL per sheep or goat.

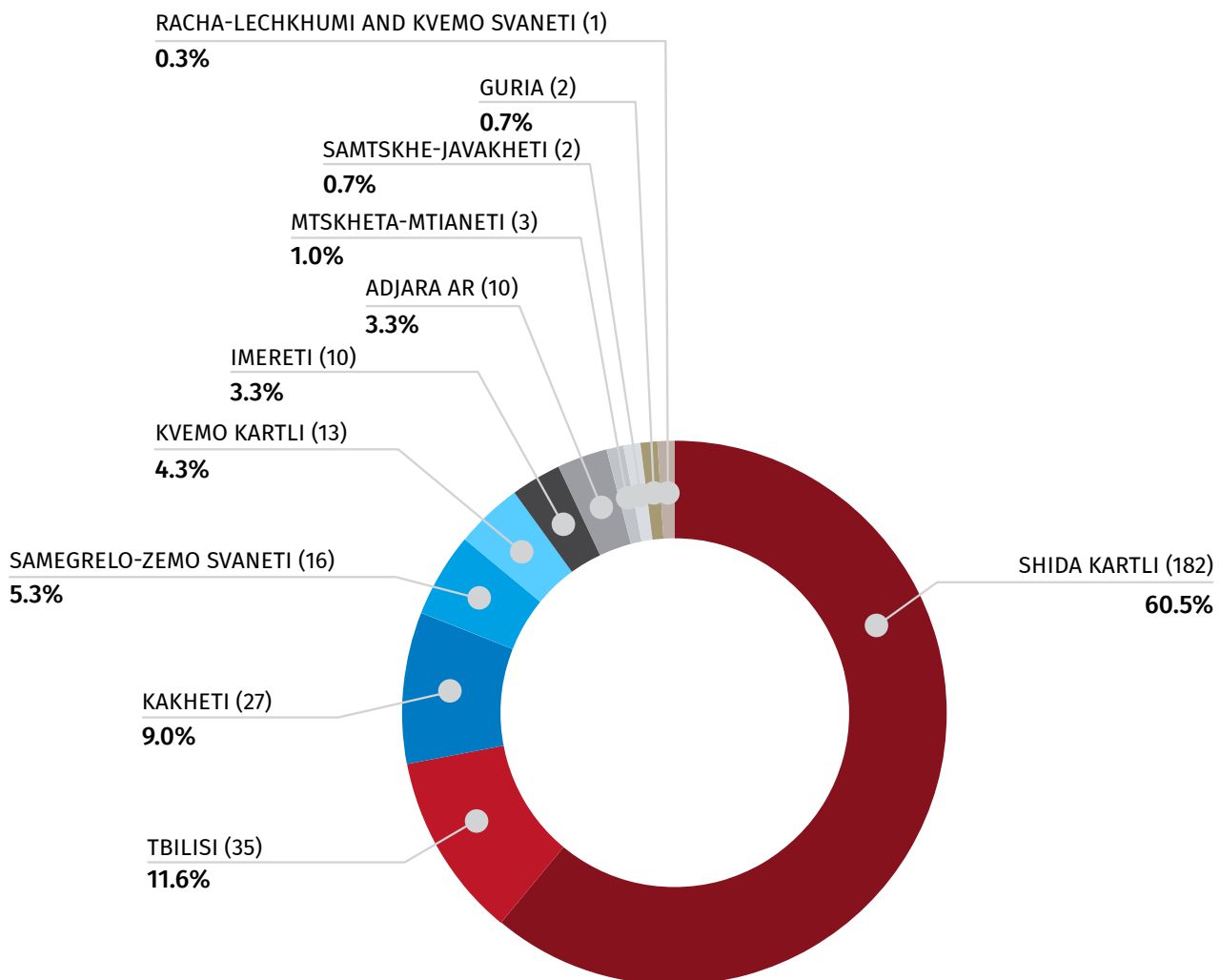
NATIONAL STATISTICS OFFICE OF GEORGIA

15.11.2024

COLD STORAGE FACILITIES

In the III quarter of 2024 the number of active cold storage facilities in Georgia was 301 and most of them were located in Shida Kartli region (60.5 percent). Active cold storage facilities were also located in Tbilisi (11.6 percent), Kakheti region (9.0 percent), Samegrelo-Zemo Svaneti region (5.3 percent), Imereti region (3.3 percent), Kvemo Kartli region (4.3 percent), Adjara AR (3.3 percent), Mtskheta-Mtianeti region (1.0 percent), Guria region (0.7 percent) Samtskhe-Javakheti region (0.7 percent) and Racha-Lechkhumi and Kvemo Svaneti region (0.3 percent):

ACTIVE COLD STORAGE FACILITIES IN GEORGIA BY REGIONS, III QUARTER, 2024

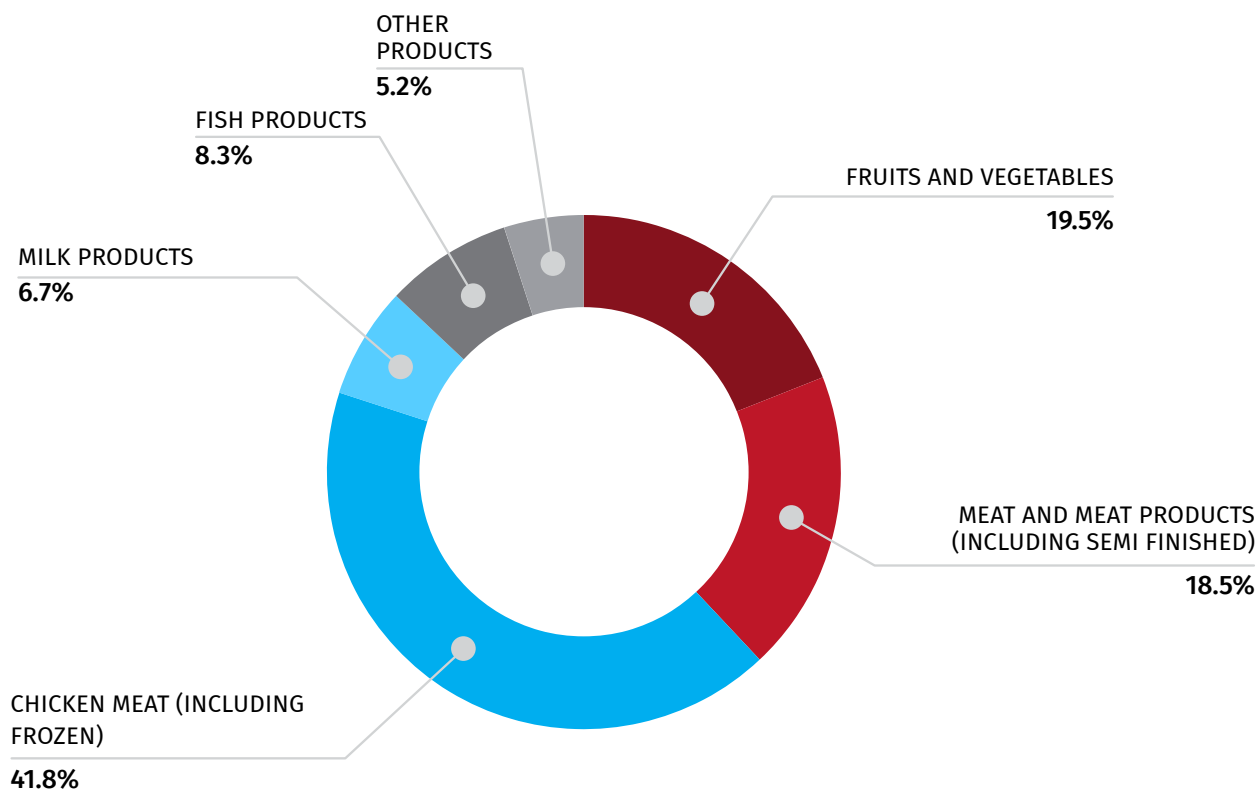


15.11.2024

In the III quarter of 2024, the service was provided to 382 customers. The number of producers and resellers, from whom the products were purchased, amounted to 1 057 persons. Average monthly number of persons employed in cold storage facilities was 1 741.

In total 94.3 thousand tons of products were stored in cold storage facilities during the III quarter of 2024, of which 41.8 percent was chicken meat (including frozen meat), 19.5 percent – fruits and vegetables, 18.5 percent – meat and meat products (including semi-finished products, excluded chicken meat), 8.3 percent – fish, 6.7 percent – milk products and 5.2 percent other products:

**PRODUCTS STORED IN COLD STORAGE FACILITIES,
III QUARTER, 2024**



15.11.2024

In the III quarter of 2024, the share of own production in the total volume of products stored in cold storage facilities was 15.8 percent, while the share of products purchased for further resale was 23.5 percent and the share of products stored as services was 60.7 percent. The service fee at the same period amounted to 7.2 million GEL.

In the III quarter of 2024, the total cost of products (24.9 thousand tones) sold by cold storage facilities amounted to 144.8 million GEL, of which the share of imported products was 29.7 percent, share of own production was 21.2 percent and the share of products (local) purchased for resale was 49.1 percent. Herewith, 37.3 percent of own production sold by cold storage facilities was chicken meat. Significant share of imported products was chicken meat (including frozen) (29.9 percent), meat and meat products (including semi-finished products) (35.4 percent) and fish (12.7 percent).

In the III quarter of 2024, the value of products sold by cold storage facilities on the foreign market amounted to 3.9 million GEL, which constituted to 2.7 percent of the total value of products sold in the same period. Mostly chicken meat, fish, fruits and vegetables were sold on the foreign markets.

According to the survey results, the average daily load per storage (out of total storage capacity in percentage) was 55.3 percent in July, 59.2 percent in August and 50.1 percent in September.

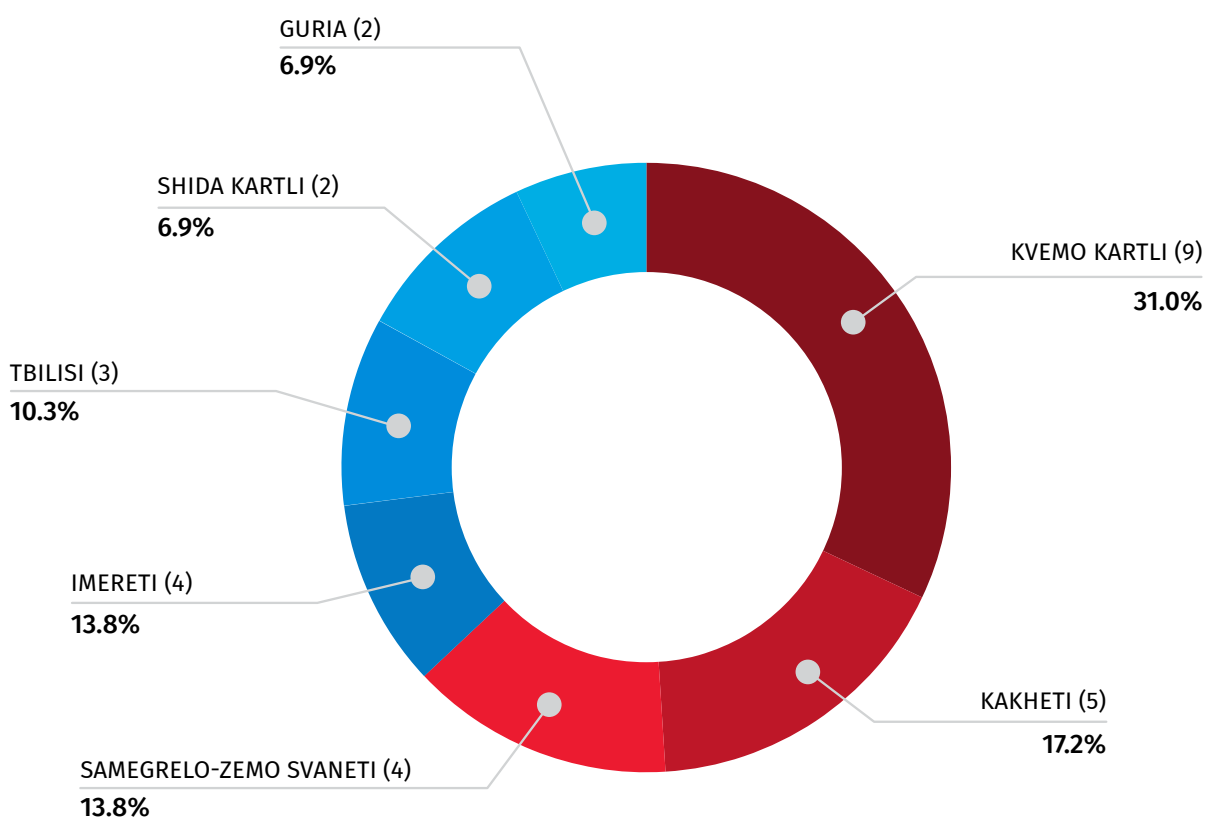
NATIONAL STATISTICS OFFICE OF GEORGIA

15.11.2024

ELEVATORS

The total number of active elevators in Georgia in the III quarter of 2024 were 29 and most of them were located in Kvemo Kartli (31.0 percent) and in Kakheti regions (17.2 percent), while 13.8 percent of active elevators were located in Imereti region, 13.8 percent in Samegrelo-Zemo Svaneti region, 10.3 percent in Tbilisi, 6.9 percent in Shida Kartli region, 6.9 percent in Guria region:

**ACTIVE ELEVATORS IN GEORGIA BY REGIONS,
III QUARTER, 2024**



In the III quarter of 2024, the service was provided to 13 customers. The number of producers and resellers, from whom the product were purchased for resale, was 42 persons, while the average monthly number of persons employed in cold storage facilities equaled 387.

In total 91.3 thousand tons of products were stored in elevators during the III quarter of 2024, 51.9 percent of which was wheat. The share of products purchased by the elevators for resale in the total amount of products stored in the elevators was 70.2 percent at the same period.

NATIONAL STATISTICS OFFICE OF GEORGIA

15.11.2024

Total amount of products sold by the elevators during the III quarter of 2024 amounted to 55.2 thousand tones (total value – 76.4 million GEL), 56.6 percent of which was imported production.

The biggest share among own production, in terms of volume as well as value, had wheat flour, which constituted to 86.1 percent of total own production sold by the elevators at the same period.

According to survey results, average daily load per storage (out of total capacity of storages in percentage) amounted to 51.9 percent in July, 45.8 percent in August and 47.4 percent in September.

National Statistics Office of Georgia

CONTACT PERSONS:

Daviti Zhorzholiani, Tel: 2 36 72 10 (601) E-mail: dzhorzholiani@geostat.ge

Mariam Kavelashvili, Tel: 2 36 72 10 (020), E-mail: mkavelashvili@geostat.ge
