

NATIONAL STATISTICS OFFICE OF GEORGIA



**GROSS DOMESTIC
PRODUCT OF
GEORGIA
2023 (ADJUSTED)**



15.11.2024

GROSS DOMESTIC PRODUCT OF GEORGIA IN 2023

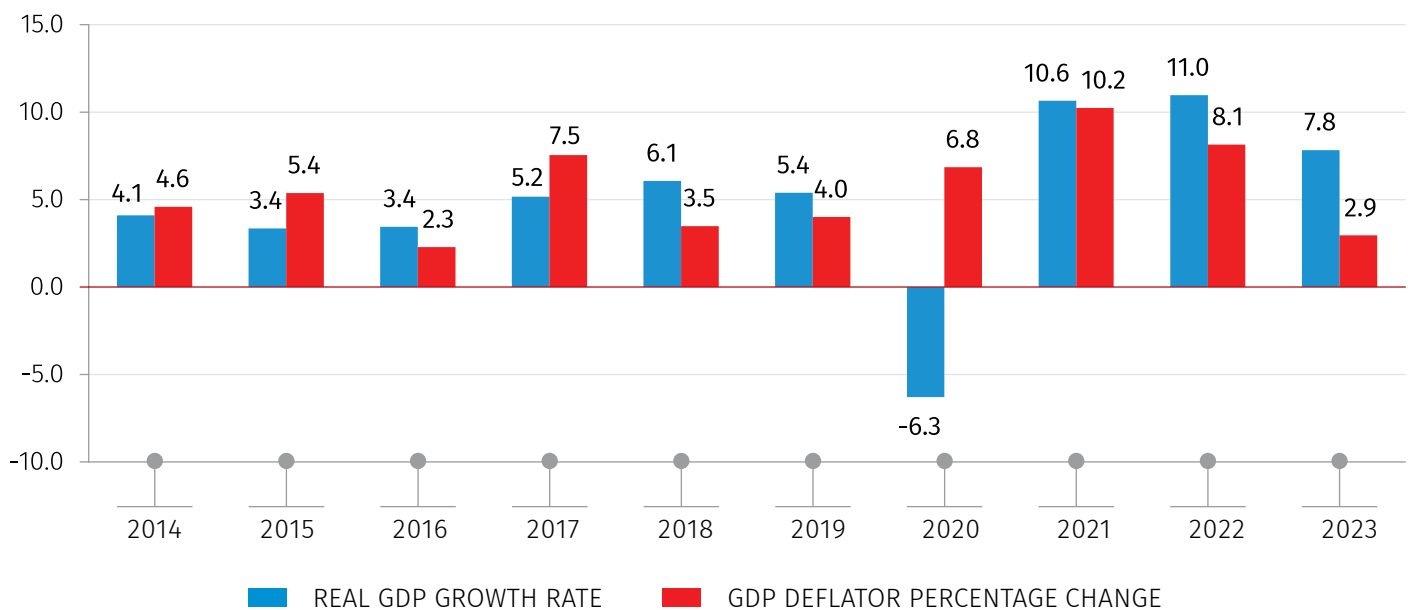
According to the revised estimates, Gross Domestic Product (GDP) at current prices in 2023 amounted to 80 882.8 million GEL, up by 11.0 percent YoY.

In 2023 the real GDP increased by 7.8 percent. In 2023 GDP deflator percentage change equaled 2.9 percent YoY.

TABLE №1

	2022	2023
GDP at current prices (mil. GEL)	72 860.1	80 882.8
GDP at current prices (mil. US dollars)	24 989.5	30 779.1
GDP per capita (GEL)	19 625.6	21 769.1
GDP per capita (US dollars)	6 731.2	8 284.0
Real GDP growth (%)	11.0	7.8
GDP deflator percentage change (%)	8.1	2.9

REAL GDP GROWTH RATE AND DEFLATOR PERCENTAGE CHANGE COMPARED TO THE PREVIOUS YEAR (PERCENT)



NATIONAL STATISTICS OFFICE OF GEORGIA

15.11.2024

TABLE №2

GDP (AT CURRENT PRICES, MIL. GEL)

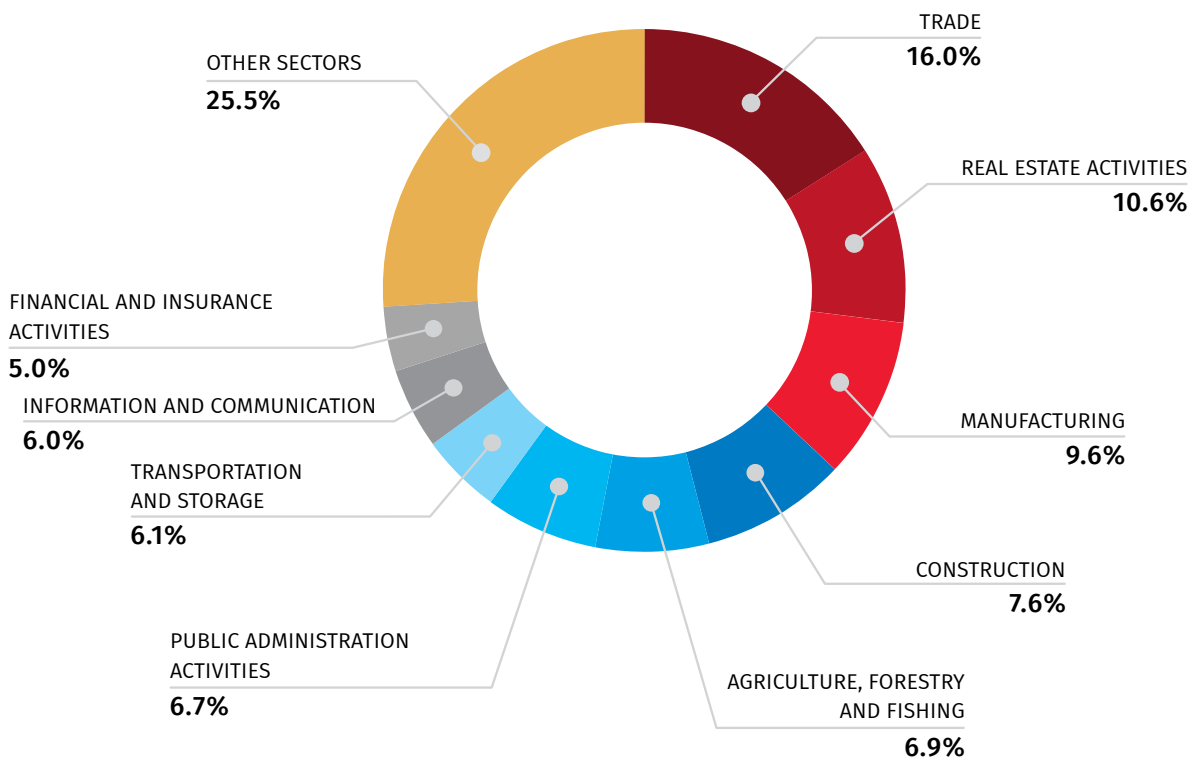
ECONOMIC ACTIVITIES	2022	2023
Agriculture, forestry and fishing	4 832.3	4 865.7
Mining and quarrying	802.8	599.3
Manufacturing	7 084.4	6 758.0
Electricity, gas, steam and air conditioning supply	2 097.5	2 047.2
Water supply; sewerage, waste management and remediation activities	455.7	503.3
Construction	5 100.6	5 362.8
Wholesale and retail trade; repair of motor vehicles and motorcycles	9 595.5	11 243.8
Transportation and storage	4 109.0	4 307.8
Accommodation and food service activities	2 397.9	2 691.1
Information and communication	3 183.3	4 208.1
Financial and insurance activities	3 151.0	3 503.0
Real estate activities	6 158.9	7 436.5
Professional, scientific and technical activities	1 218.9	1 609.0
Administrative and support service activities	647.0	764.9
Public administration and defence; compulsory social security	4 031.9	4 677.1
Education	2 834.6	3 465.1
Human health and social work activities	2 446.7	2 690.9
Arts, entertainment and recreation	2 575.0	2 771.9
Other service activities	602.3	740.0
Activities of households as employers; undifferentiated goods and services producing activities of household for own use	71.4	83.2
GDP AT BASIC PRICES	63 396.6	70 328.9
Taxes on products	9 784.0	10 910.8
Subsidies on products	320.5	356.9
GDP AT MARKET PRICES	72 860.1	80 882.8

Note: Individual figures may not sum up to the total due to rounding.

15.11.2024

The largest shares of GDP by activity are held by Wholesale and retail trade; repair of motor vehicles and motorcycles (16.0 percent) and Real estate activities (10.6 percent), followed by Manufacturing (9.6 percent), Construction (7.6 percent), Agriculture, forestry and fishing (6.9 percent), Public administration and defence; compulsory social security (6.7 percent), Transportation and storage (6.1 percent), Information and communication (6.0 percent), Financial and insurance activities (5.0 percent).

GDP STRUCTURE IN 2023



Note: Individual figures may not sum up to the total due to rounding.

15.11.2024

TABLE №3

REAL GDP GROWTH RATES COMPARED TO THE PREVIOUS YEAR (PERCENT)

ECONOMIC ACTIVITIES	2022	2023
Agriculture, forestry and fishing	-1.8	-3.4
Mining and quarrying	-1.1	-19.6
Manufacturing	13.4	3.0
Electricity, gas, steam and air conditioning supply	34.3	-2.5
Water supply; sewerage, waste management and remediation activities	-8.2	6.1
Construction	15.9	15.0
Wholesale and retail trade; repair of motor vehicles and motorcycles	5.0	17.8
Transportation and storage	36.4	12.3
Accommodation and food service activities	18.3	1.5
Information and communication	58.5	27.5
Financial and insurance activities	11.7	2.9
Real estate activities	-4.5	-2.0
Professional, scientific and technical activities	-6.2	23.6
Administrative and support service activities	12.9	8.5
Public administration and defence; compulsory social security	1.8	15.6
Education	5.4	18.0
Human health and social work activities	-13.7	-4.6
Arts, entertainment and recreation	10.0	4.9
Other service activities	29.2	12.1
Activities of households as employers; undifferentiated goods and services producing activities of household for own use	35.8	5.2
GDP AT BASIC PRICES	9.8	8.4
Taxes on products	18.3	4.4
Subsidies on products	-0.8	8.8
GDP AT MARKET PRICES	11.0	7.8
GDP deflator percentage change	8.1	2.9

NATIONAL STATISTICS OFFICE OF GEORGIA

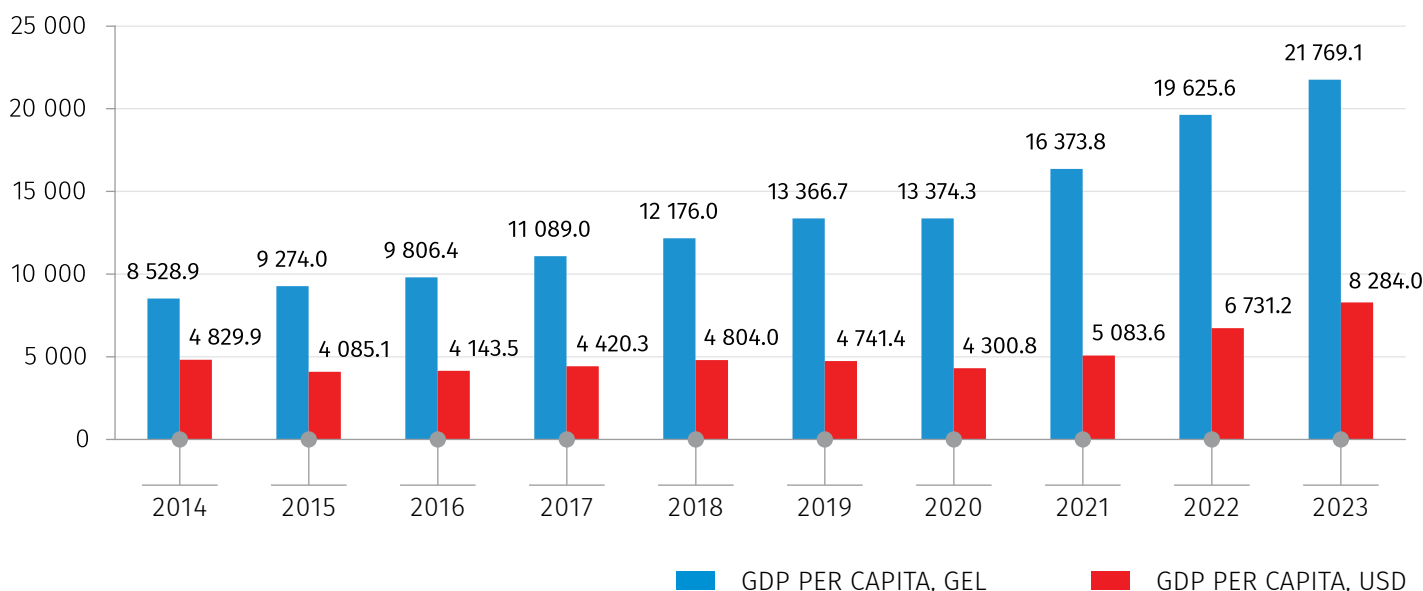
15.11.2024

In 2023, real growth was registered in Wholesale and retail trade; repair of motor vehicles and motorcycles (17.8 percent), Information and communication (27.5 percent), Construction (15.0 percent), Public administration and defence; compulsory social security (15.6 percent), Education (18.0 percent), Transportation and storage (12.3 percent).

A decrease was recorded in Agriculture, forestry and fishing (3.4 percent), Mining and quarrying (19.6 percent) and Real estate activities (2.0 percent).

The following chart presents GDP per capita at current prices:

GDP PER CAPITA



CONTACT PERSONS:

Maka Kalandarishvili, Tel.: (+995 32) 236 72 10 (302)
E-mail: mkalandarishvili@geostat.ge; info@geostat.ge

Mariam Kavelashvili, Tel.: (+995 32) 236 72 10 (020)
E-mail: mkavelashvili@geostat.ge; info@geostat.ge