

NATIONAL STATISTICS OFFICE OF GEORGIA

SEAPORTS AND TERMINALS OF GEORGIA

2024, III QUARTER



19.11.2024

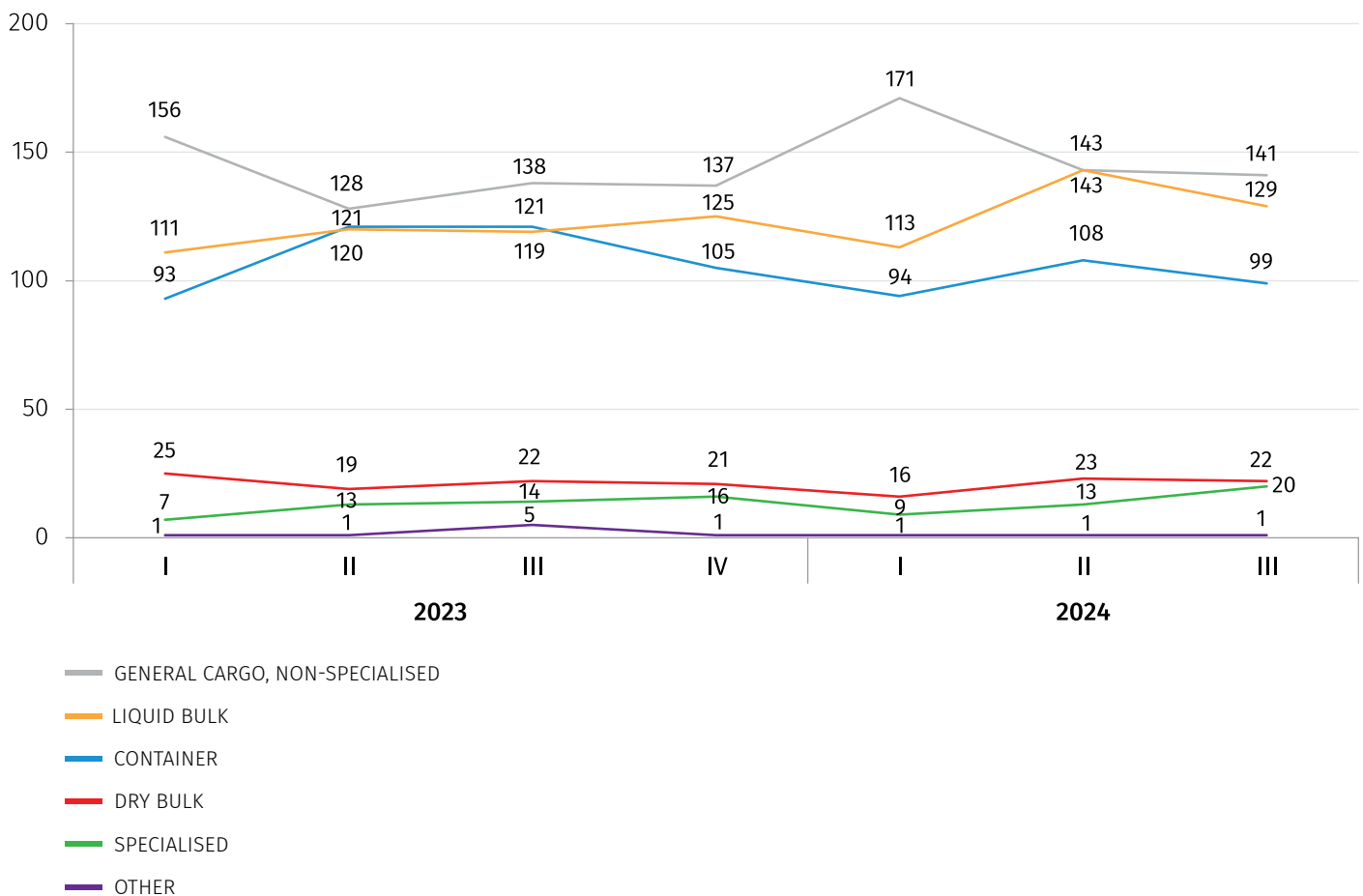
MAJOR INDICATORS OF SEAPORTS AND TERMINALS

(2024, III QUARTER)

In the III quarter of 2024, 412¹ ships entered the ports and terminals of Georgia. 34.2 percent of those ships were general cargo carriers, 31.3 percent were liquid bulk, 24.0 percent – container ships, and the rest of 10.5 percent were distributed among dry bulk carriers, tugs and specialized ships.

In the III quarter of 2024, compared to the corresponding period of the previous year, the ports and terminals of Georgia received 42.9 percent more specialized carriers, 8.4 percent more – liquid bulk carriers, 2.2 percent more – general cargo carriers, and 18.2 percent less – container.

**THE NUMBER OF SHIPS THAT ENTERED IN PORTS AND TERMINALS OF GEORGIA BY TYPE
(UNIT)**



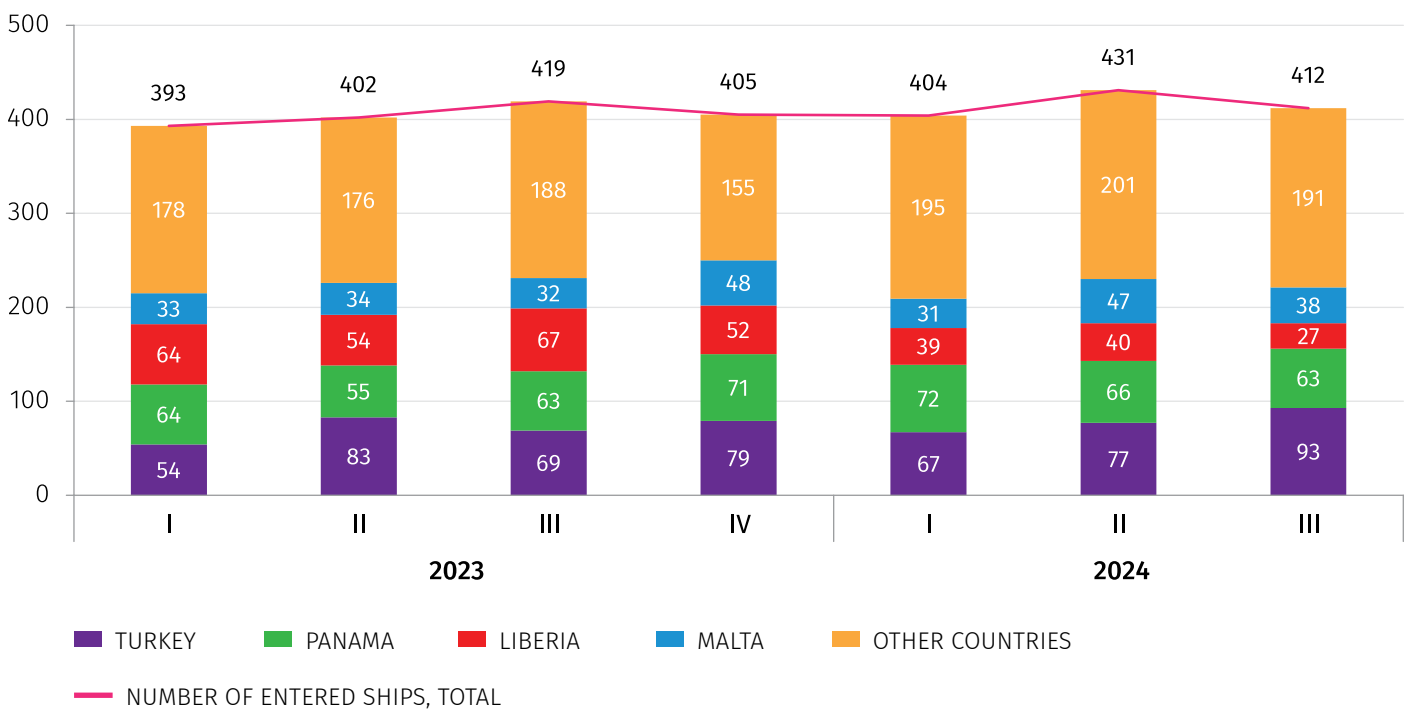
¹Source: Maritime Transport Agency of Georgia

NATIONAL STATISTICS OFFICE OF GEORGIA

19.11.2024

In the III quarter of 2024, 22.6 percent of the ships arriving at the ports and terminals of Georgia sailed under the flag of Turkey, 15.3 percent – under the flag of Panama, 9.2 percent – under the flag of Malta, 6.6 percent – under the flag of Liberia, and the rest 46.3 percent were distributed among other countries.

**THE NUMBER OF SHIPS THAT ENTERED IN PORTS AND TERMINALS OF GEORGIA
BY THE COUNTRY OF REGISTRATION (FLAG),
(UNIT)**

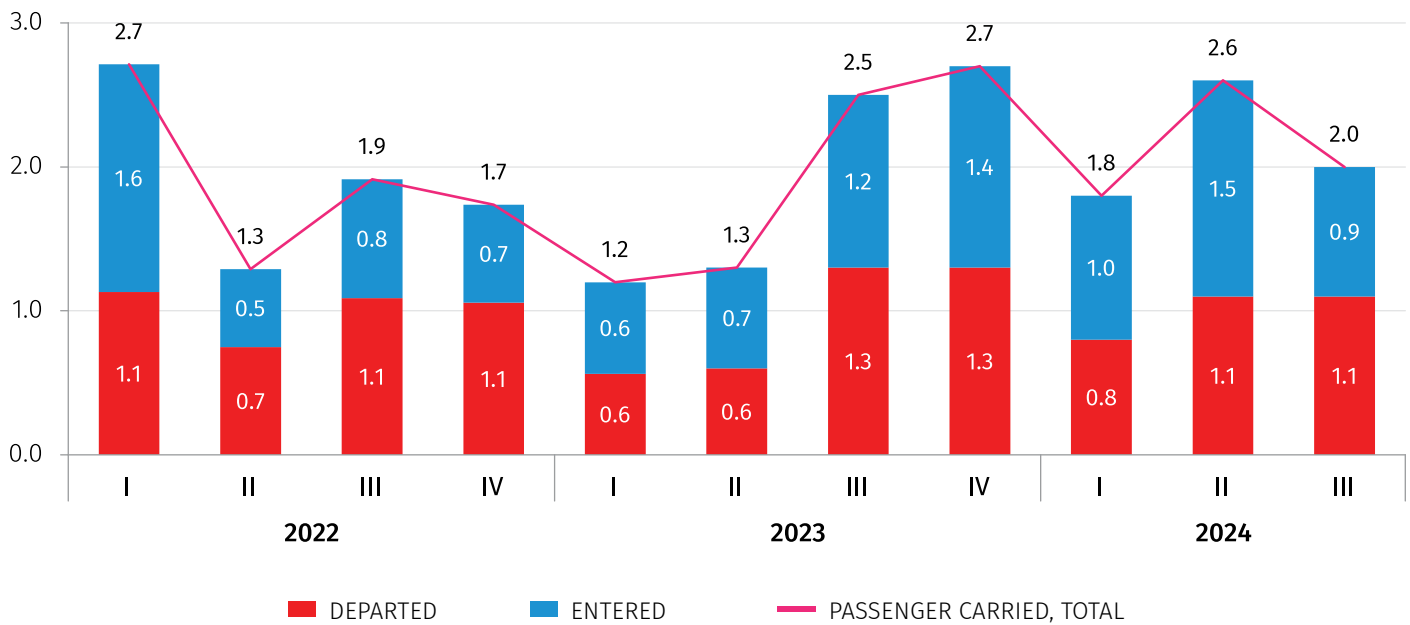


NATIONAL STATISTICS OFFICE OF GEORGIA

19.11.2024

In the III quarter of 2024, Georgian seaports served 2.0 thousand passengers, which is 20.0 percent less compared to the corresponding figure of the previous year. Note, the share of passengers departed was higher than the share of passengers entered and stood at 55.0 percent.

PASSENGERS CARRIED IN PORTS AND TERMINALS OF GEORGIA, (THOUSAND PERSONS)

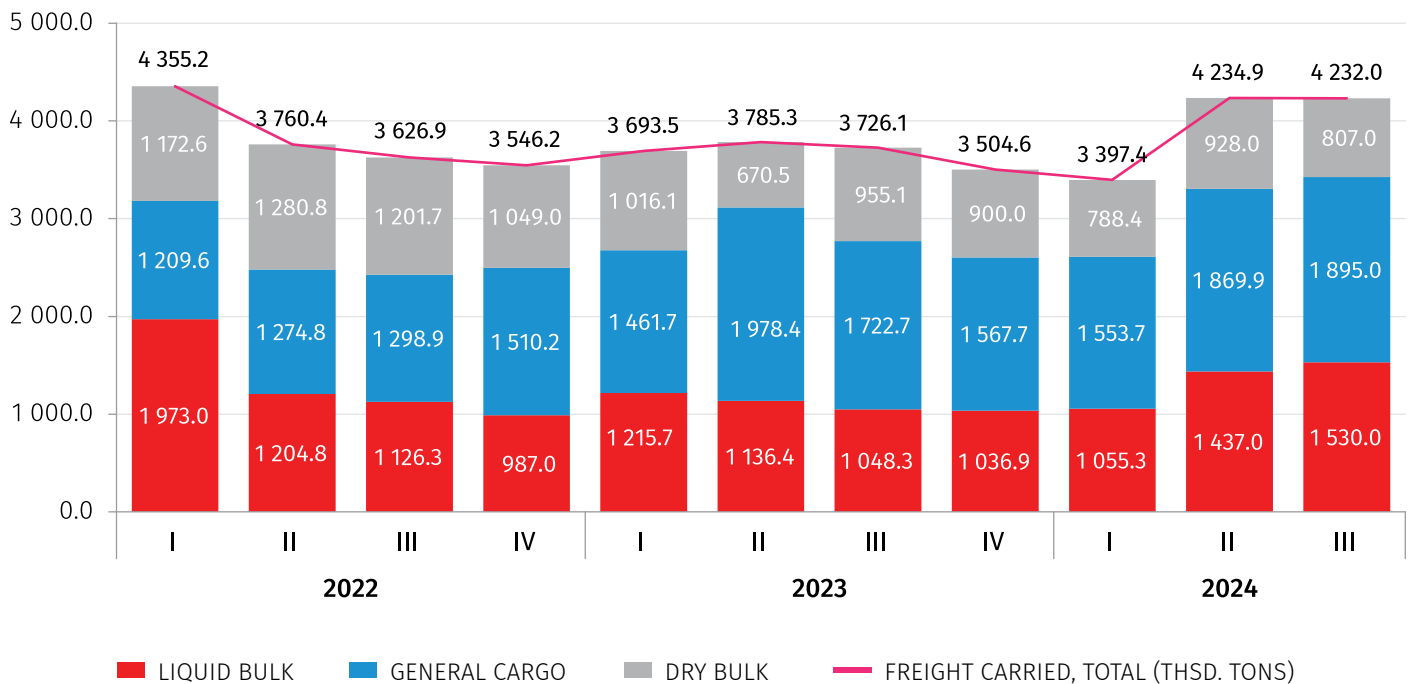


NATIONAL STATISTICS OFFICE OF GEORGIA

19.11.2024

In the III quarter of 2024, ports and terminals of Georgia processed 4 232.0 thousand tons of cargo, 13.6 percent more compared to the corresponding figure of the previous year. 44.8 percent of freight carried was general cargo, 36.1 percent was liquid bulk, and 19.1 percent - dry bulk.

**FREIGHT CARRIED IN PORTS AND TERMINALS OF GEORGIA FREIGHT BY TYPE,
(THOUSAND TONS)**



CONTACT PERSONS:

Daviti Zhorzholiani, Tel.: (+995 32) 236 72 10 (601), E-mail: dzhorzholiani@geostat.ge

Mariam Kavelashvili, Tel.: (+995 32) 236 72 10 (020), E-mail: mkavelashvili@geostat.ge