



NATIONAL STATISTICS OFFICE OF GEORGIA

AIR TRANSPORT STATISTICS OF GEORGIA

(2024, III QUARTER)



19.11.2024
www.geostat.ge

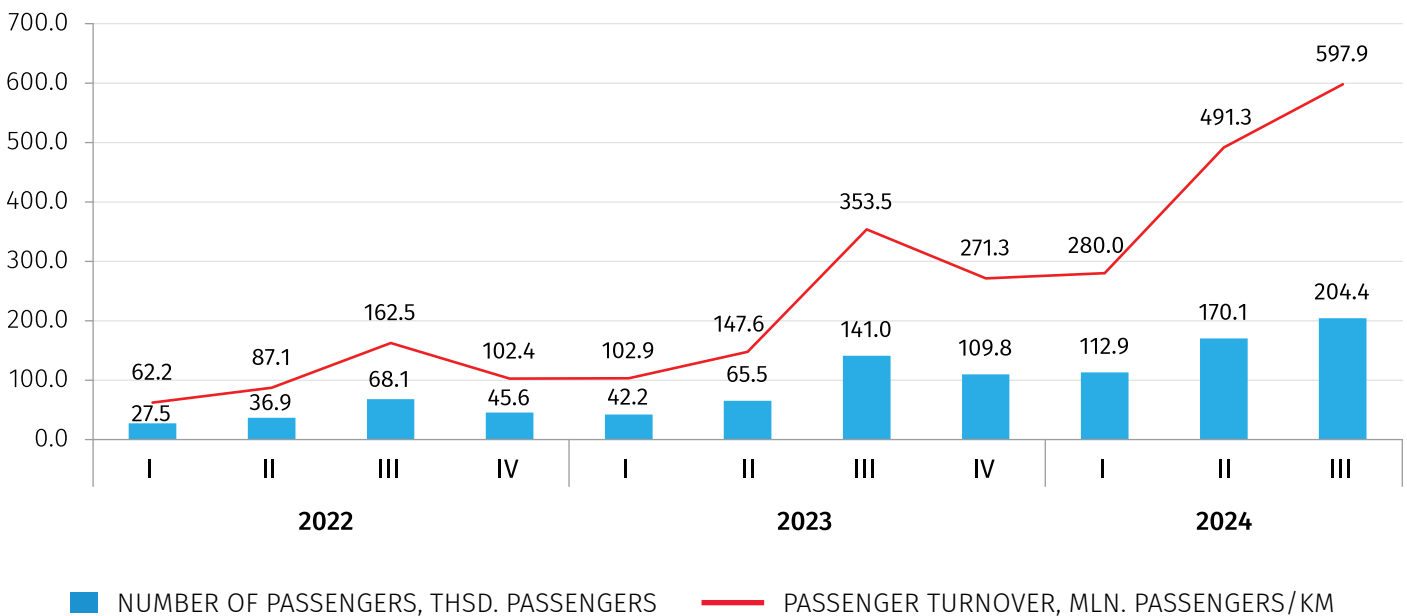
19.11.2024

MAIN INDICATORS OF AIR TRANSPORT

(2024, III QUARTER)

In the III quarter of 2024, airway companies of Georgia transported 204.4 thousand passengers and the passenger turnover amounted to 597.9 million passenger-kilometer. Compared to the corresponding period of the previous year the number of passengers increased by 45.0 percent and the passenger turnover increased by 69.1 percent.

NUMBER OF PASSENGERS AND PASSENGER TURNOVER

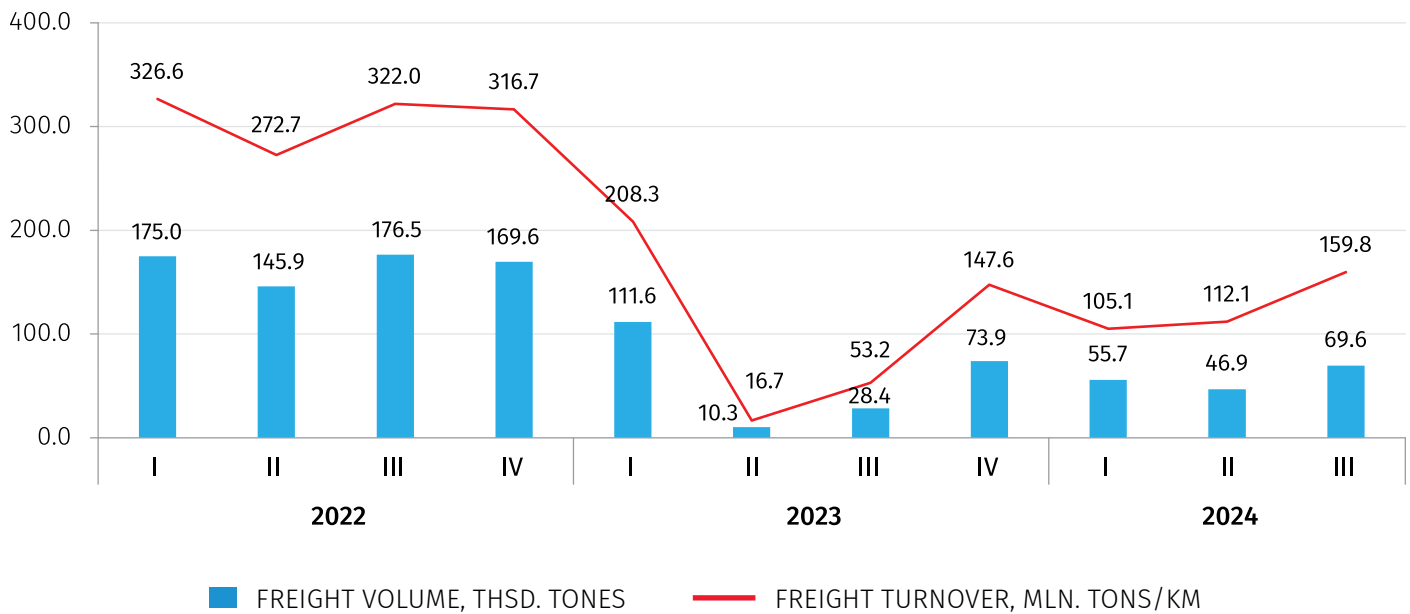


NATIONAL STATISTICS OFFICE OF GEORGIA

19.11.2024

In the III quarter of 2024, airway companies of Georgia transported 69.6 thousand tons of freight and the freight turnover amounted to 159.8 million ton-kilometer. Compared to the corresponding period of the previous year the freight volume (2.5 times) and the freight turnover (3.0 times) increased.

FREIGHT VOLUME AND FREIGHT TURNOVER

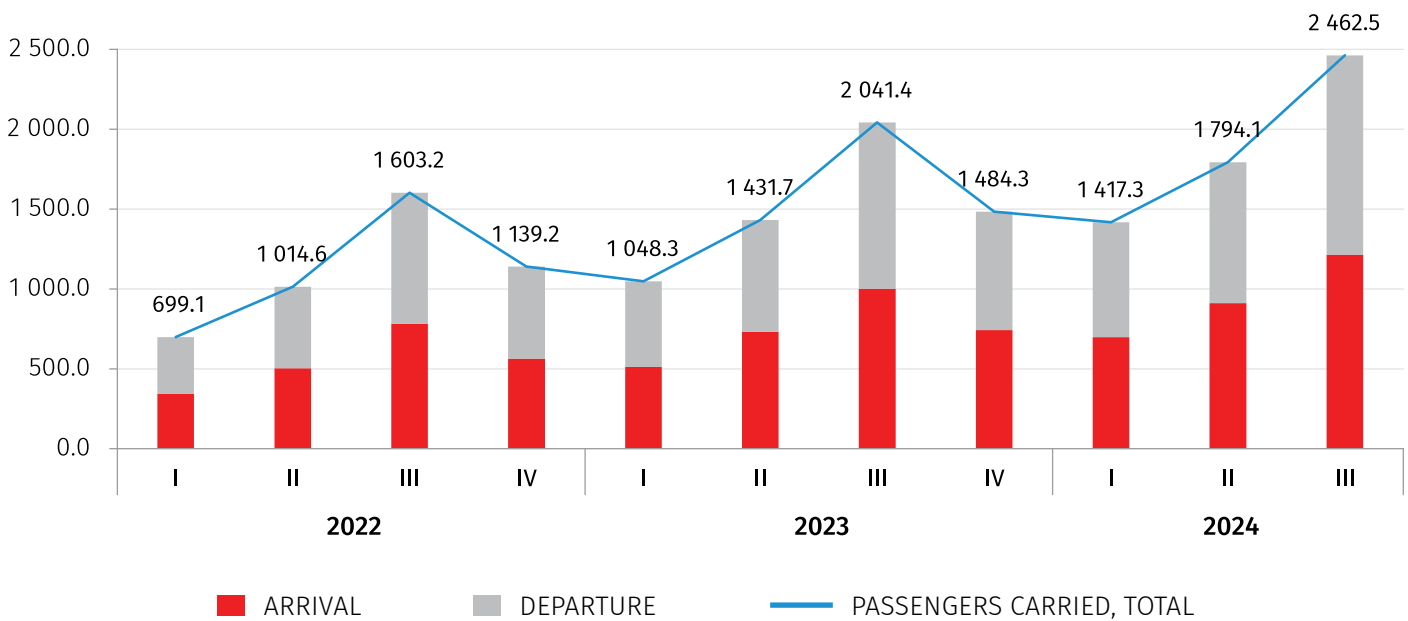


NATIONAL STATISTICS OFFICE OF GEORGIA

19.11.2024

In the III quarter of 2024, the number of passengers carried in the airports of Georgia increased by 20.6 percents compared to the corresponding period of the previous year and amounted to 2 462.5 thousand persons¹ – 1 215.1 thousand passengers (21.2 percent more) arrived to and 1 247.4 thousand passengers (20.1 percent more) departed from the airports of Georgia.

PASSENGERS CARRIED IN AIRPORT OF GEORGIA, (THOUSAND PERSONS)



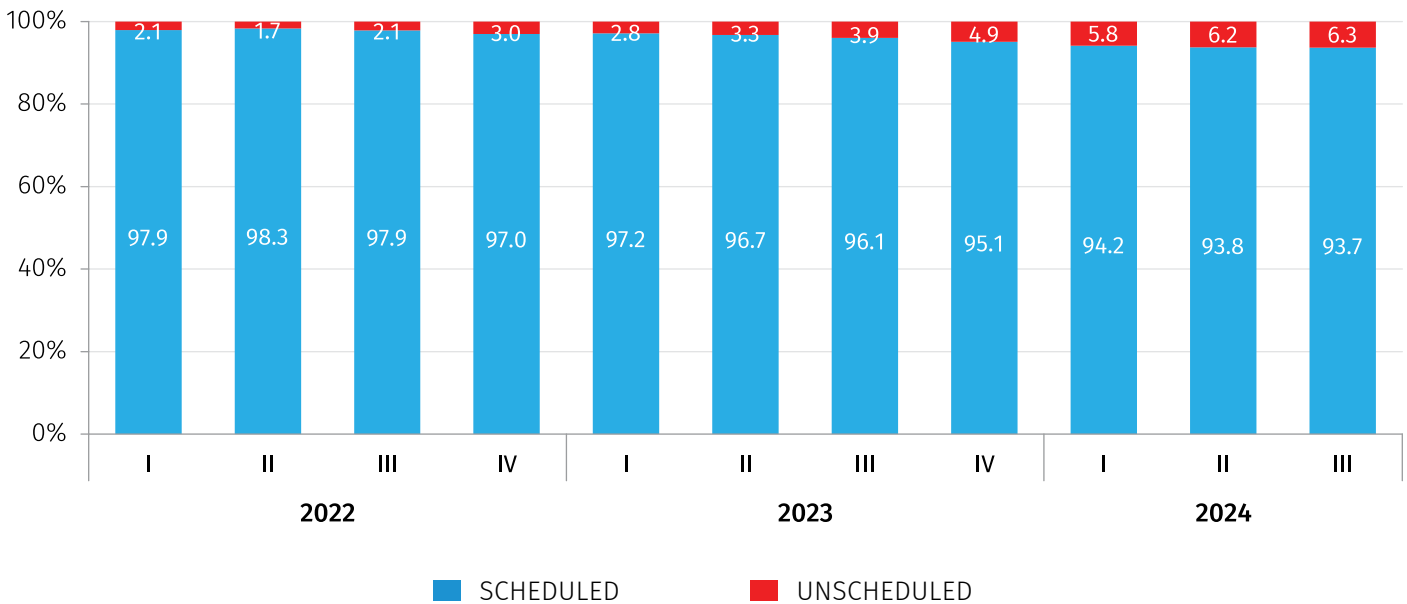
¹ Source: LEPL Georgian Civil Aviation Agency

NATIONAL STATISTICS OFFICE OF GEORGIA

19.11.2024

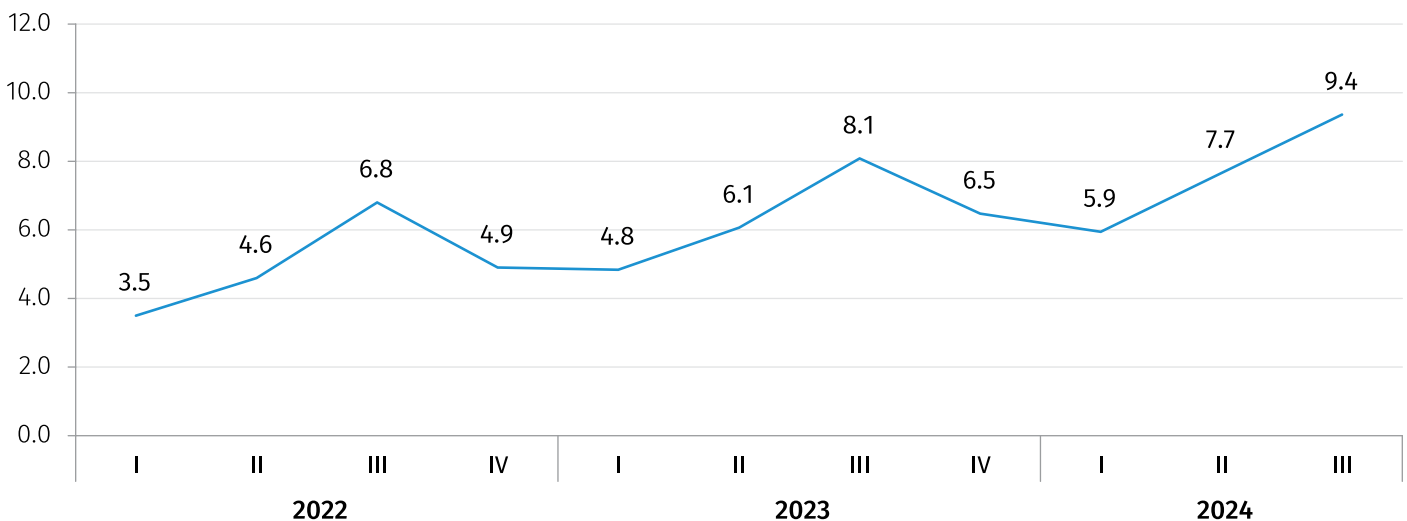
In the III quarter of 2024, scheduled flights carried 93.7 percent of passengers in airports of Georgia.

**DISTRIBUTION OF PASSENGERS BY FLIGHT CATEGORY,
(%)**



In the III quarter of 2024, the number of passenger flights from Georgian airports increased by 15.8 percent compared to the corresponding period of the previous year and amounted to 9.4 thousands.

**NUMBER OF PASSENGER FLIGHTS,
(THOUSAND)**

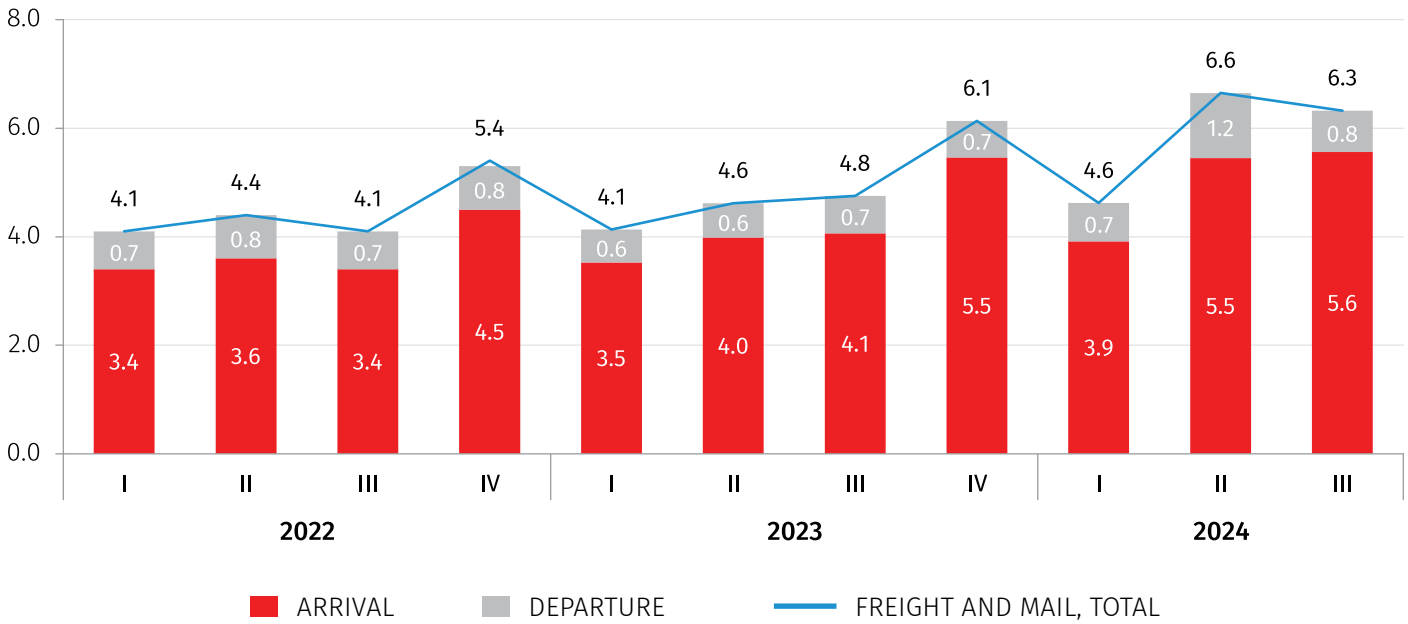


NATIONAL STATISTICS OFFICE OF GEORGIA

19.11.2024

In the III quarter of 2024, in airports of Georgia volume of freight and mail amounted to 6.3 thousand tons, of which 88.0 percent was arrived freight and 12.0 percent was departed freight.

FREIGHT AND MAIL CARRIED IN AIRPORTS OF GEORGIA, (THOUSAND TONS)

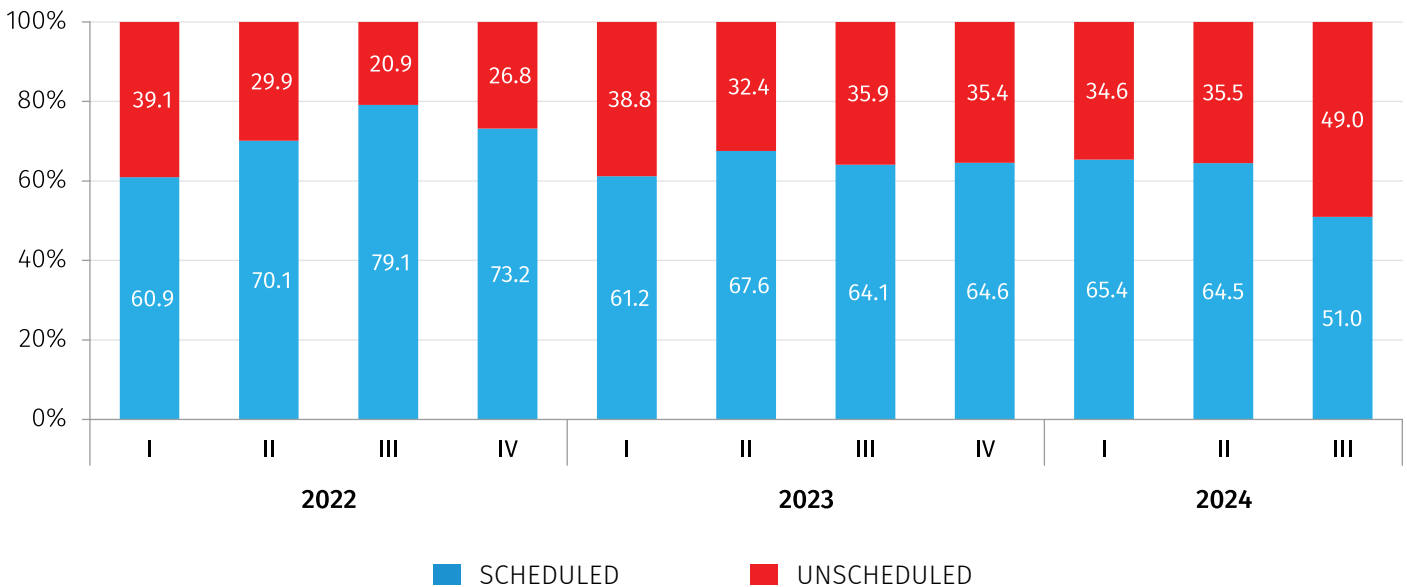


NATIONAL STATISTICS OFFICE OF GEORGIA

19.11.2024

The chart below shows the distribution of freight and mail volume carried in Georgian airports by flight categories.

**PERCENTAGE DISTRIBUTION OF FREIGHT AND MAIL VOLUME BY FLIGHT CATEGORY,
(%)**



In the III quarter of 2024, 0.5 thousand freight flights were carried out in the airports of Georgia and that is 89.4 percent more than the corresponding indicator of the previous year.

CONTACT PERSONS:

Daviti Zhorzholiani, Tel.: (+995 32) 236 72 10 (601), E-mail: dzhorzholiani@geostat.ge

Mariam Kavelashvili, Tel.: (+995 32) 236 72 10 (020), E-mail: mkavelashvili@geostat.ge