

NATIONAL STATISTICS OFFICE OF GEORGIA

**PRODUCER PRICE INDEX
FOR INDUSTRIAL
PRODUCTS IN GEORGIA
OCTOBER 2024**



20.11.2024

PRODUCER PRICE INDEX FOR INDUSTRIAL PRODUCTS IN GEORGIA

OCTOBER 2024

In October 2024, the Producer Price Index for Industrial Products decreased by 0.1 percent compared to the previous month, while compared to October 2023, the index increase amounted to 6.8 percent.

The prices for **mining and quarrying** increased by 4.6 percent **compared to September 2024**, resulting in a 0.3 percentage point contribution to the overall monthly PPI change. In the same period, the prices for **manufactured products** decreased by 0.8 percent, contributing -0.62 percentage points to the monthly index change. Within the group, a noteworthy price decrease was registered for food products (-3.5 percent). Besides, the prices increased for **electricity, gas, steam and air conditioning** by 2.1 percent, contributing 0.22 percentage points to the monthly index change.

The **annual PPI** rate was mainly affected by price changes for the following products:

- **Mining and quarrying:** the prices were 29.7 percent higher, contributing 1.7 percentage points to the overall annual index change. Within the group, the prices were higher for the subgroup of metal ores (35.9 percent);
- **Manufactured products:** the prices increased by 5.3 percent, contributing 4.32 percentage points to the overall annual index increase. There was a notable increase in the prices for the following subgroups: food products (6.6 percent) and basic metals (11.8 percent);
- **Electricity, gas, steam and air conditioning:** the annual price increase amounted to 4.4 percent, which contributed 0.54 percentage points to the annual index change;
- **Water supply, sewerage, waste management and remediation services:** the annual price increase amounted to 10.9 percent, which contributed 0.26 percentage points to the annual index growth.

NATIONAL STATISTICS OFFICE OF GEORGIA

20.11.2024

The following table presents the Producer Price Index (compared to the previous month and the corresponding month of the previous year) and the relevant contributions of the products to the changes in the overall index:

PRODUCER PRICE INDEX FOR INDUSTRIAL PRODUCTS IN GEORGIA OCTOBER 2024

CODE	GROUPS	OVER SEPTEMBER 2024	CONTRIBUTIONS* TO MONTHLY CHANGES	OVER OCTOBER 2023	CONTRIBUTIONS* TO ANNUAL CHANGES
	TOTAL	99.9	-0.09	106.8	6.82
B	Mining and quarrying	104.6	0.30	129.7	1.70
05	Coal and lignite	100.6	0.00	101.6	0.00
06	Crude petroleum and natural gas	110.1	0.02	85.1	-0.02
07	Metal ores	105.4	0.27	135.9	1.56
08	Other mining and quarrying products	100.7	0.01	115.8	0.16
C	Manufactured products	99.2	-0.62	105.3	4.32
10	Food products	96.5	-0.89	106.6	1.64
11	Beverages	100.0	0.01	105.8	0.93
12	Tobacco products	97.0	-0.01	99.0	0.00
13	Textiles	102.7	0.01	97.2	-0.01
14	Wearing apparel	104.2	0.09	103.3	0.08
15	Leather and related products	100.0	0.00	98.6	-0.01
16	Wood and of products of wood and cork, except furniture; articles of straw and plaiting materials	98.5	-0.01	94.3	-0.03
17	Paper and paper products	100.0	0.00	107.9	0.07
18	Printing and recording services	99.0	-0.01	103.4	0.03
19	Coke and refined petroleum products	98.2	-0.01	86.0	-0.09
20	Chemicals and chemical products	104.8	0.19	93.9	-0.30
21	Basic pharmaceutical products and pharmaceutical preparations	99.2	-0.01	97.8	-0.03
22	Rubber and plastic products	99.0	-0.02	94.9	-0.13
23	Other non-metallic mineral products	100.0	0.00	108.1	0.61
24	Basic metals	100.0	0.01	111.8	1.60

* Individual contributions may not sum up to the total changes in the index due to rounding.

NATIONAL STATISTICS OFFICE OF GEORGIA

20.11.2024

CODE	GROUPS	OVER SEPTEMBER 2024	CONTRIBUTIONS* TO MONTHLY CHANGES	OVER OCTOBER 2023	CONTRIBUTIONS* TO ANNUAL CHANGES
25	Fabricated metal products, except machinery and equipment	102.4	0.05	102.0	0.04
27	Electrical equipment	100.6	0.00	97.4	-0.01
28	Machinery and equipment n.e.c.	95.1	-0.01	71.5	-0.04
30	Other transport equipment	100.0	0.00	99.4	0.00
31	Furniture	99.9	0.00	97.5	-0.03
32	Other manufactured goods	98.2	-0.01	103.8	0.01
33	Repair and installation services of machinery and equipment	100.2	0.00	100.4	0.00
D	Electricity, gas, steam and air conditioning	102.1	0.22	104.4	0.54
35	Electricity, gas, steam and air conditioning	102.1	0.22	104.4	0.54
E	Water supply, sewerage, waste management and remediation services	100.1	0.00	110.9	0.26
36	Natural water, water treatment and supply services	100.0	0.00	111.8	0.18
38	Waste collection, treatment and disposal services; materials recovery services	100.4	0.00	109.2	0.08

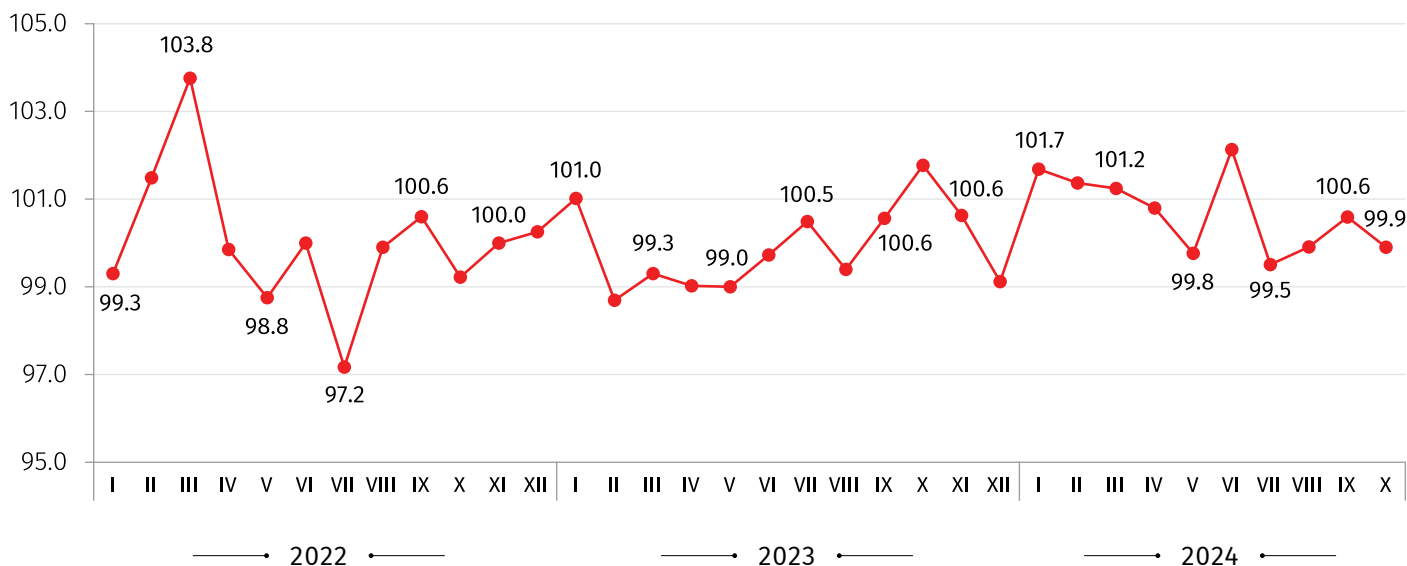
* Individual contributions may not sum up to the total changes in the index due to rounding.

NATIONAL STATISTICS OFFICE OF GEORGIA

20.11.2024

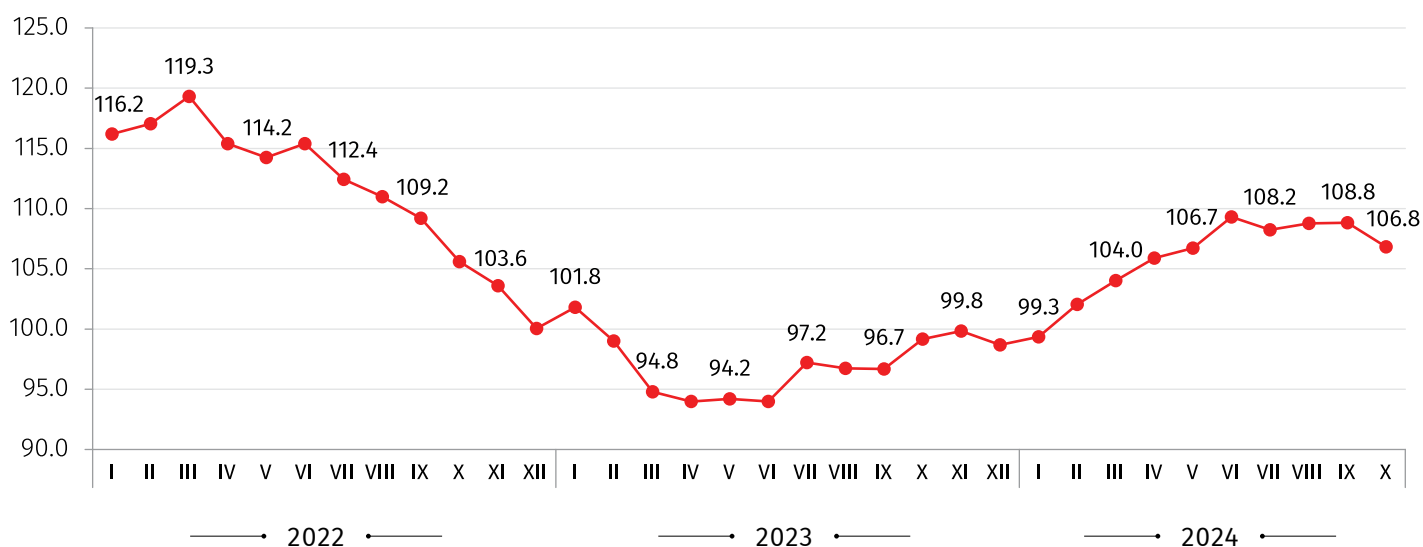
PRODUCER PRICE INDEX FOR INDUSTRIAL PRODUCTS

(PREVIOUS MONTH=100)



PRODUCER PRICE INDEX FOR INDUSTRIAL PRODUCTS

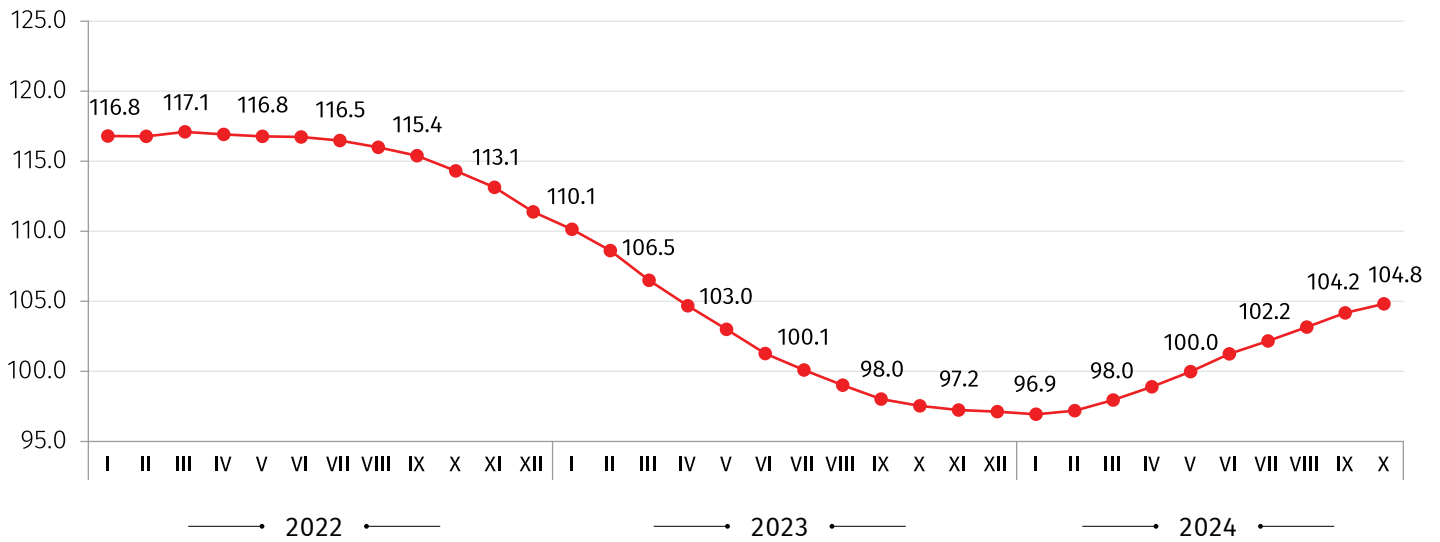
(THE SAME MONTH OF THE PREVIOUS YEAR =100)



NATIONAL STATISTICS OFFICE OF GEORGIA

20.11.2024

PRODUCER PRICE INDEX FOR INDUSTRIAL PRODUCTS (12 MONTH AVERAGE OVER THE PREVIOUS 12 MONTH AVERAGE)



CONTACT PERSON:

Giorgi Tetrauli, Tel: (+995 32) 236 72 10 (400). E-mail: gtetrauli@geostat.ge

Mariam Kavelashvili. Tel: (+995 32) 236 72 10 (020). E-mail: mkavelashvili@geostat.ge