

NATIONAL STATISTICS OFFICE OF GEORGIA

**PRODUCER PRICE INDEX
FOR INDUSTRIAL
PRODUCTS IN GEORGIA
NOVEMBER 2024**



20.12.2024

PRODUCER PRICE INDEX FOR INDUSTRIAL PRODUCTS IN GEORGIA

NOVEMBER 2024

In November 2024, the Producer Price Index for Industrial Products increased by 0.4 percent compared to the previous month, while compared to November 2023, the index increase amounted to 6.6 percent.

The prices for **mining and quarrying** decreased by 1.4 percent **compared to October 2024**, resulting in a -0.09 percentage point contribution to the overall monthly PPI change. In the same period, the prices for **manufactured products** increased by 0.4 percent, contributing 0.33 percentage points to the monthly index change. Within the group, a noteworthy price increase was registered for food products (0.8 percent) and beverages (2.0 percent). Besides, the prices increased for **electricity, gas, steam and air conditioning** by 2.0 percent, contributing 0.22 percentage points to the monthly index change.

The **annual PPI** rate was mainly affected by price changes for the following products:

- **Mining and quarrying:** the prices were 23.7 percent higher, contributing 1.38 percentage points to the overall annual index change. Within the group, the prices were higher for the subgroup of metal ores (27.9 percent);
- **Manufactured products:** the prices increased by 4.7 percent, contributing 3.85 percentage points to the overall annual index increase. There was a notable increase in the prices for the following subgroups: food products (6.6 percent) and beverages (7.3 percent);
- **Electricity, gas, steam and air conditioning:** the annual price increase amounted to 10.8 percent, which contributed 1.17 percentage points to the annual index change;
- **Water supply, sewerage, waste management and remediation services:** the annual price increase amounted to 10.3 percent, which contributed 0.24 percentage points to the annual index growth.

NATIONAL STATISTICS OFFICE OF GEORGIA

20.12.2024

The following table presents the Producer Price Index (compared to the previous month and the corresponding month of the previous year) and the relevant contributions of the products to the changes in the overall index:

PRODUCER PRICE INDEX FOR INDUSTRIAL PRODUCTS IN GEORGIA NOVEMBER 2024

CODE	GROUPS	OVER OCTOBER 2024	CONTRIBUTIONS* TO MONTHLY CHANGES	OVER NOVEMBER 2023	CONTRIBUTIONS* TO ANNUAL CHANGES
	TOTAL	100.4	0.45	106.6	6.64
B	Mining and quarrying	98.6	-0.09	123.7	1.38
05	Coal and lignite	101.2	0.00	102.5	0.00
06	Crude petroleum and natural gas	101.3	0.00	97.1	0.00
07	Metal ores	98.1	-0.10	127.9	1.23
08	Other mining and quarrying products	100.4	0.00	113.9	0.14
C	Manufactured products	100.4	0.33	104.7	3.85
10	Food products	100.8	0.19	106.6	1.65
11	Beverages	102.0	0.30	107.3	1.13
12	Tobacco products	100.0	0.00	99.0	0.00
13	Textiles	102.4	0.01	99.1	0.00
14	Wearing apparel	99.8	0.00	102.9	0.07
15	Leather and related products	100.9	0.01	99.6	0.00
16	Wood and of products of wood and cork, except furniture; articles of straw and plaiting materials	99.4	0.00	93.7	-0.04
17	Paper and paper products	99.5	0.00	106.7	0.06
18	Printing and recording services	102.7	0.02	101.6	0.01
19	Coke and refined petroleum products	101.2	0.01	86.6	-0.08
20	Chemicals and chemical products	97.5	-0.10	89.8	-0.47
21	Basic pharmaceutical products and pharmaceutical preparations	101.1	0.01	98.0	-0.03
22	Rubber and plastic products	105.0	0.11	99.2	-0.02
23	Other non-metallic mineral products	100.9	0.07	107.1	0.53
24	Basic metals	97.5	-0.32	106.9	1.04

* Individual contributions may not sum up to the total changes in the index due to rounding.

NATIONAL STATISTICS OFFICE OF GEORGIA

20.12.2024

CODE	GROUPS	OVER OCTOBER 2024	CONTRIBUTIONS* TO MONTHLY CHANGES	OVER NOVEMBER 2023	CONTRIBUTIONS* TO ANNUAL CHANGES
25	Fabricated metal products, except machinery and equipment	99.2	-0.02	101.8	0.04
27	Electrical equipment	98.5	-0.01	98.5	-0.01
28	Machinery and equipment n.e.c.	166.0	0.07	117.0	0.03
30	Other transport equipment	100.0	0.00	99.1	0.00
31	Furniture	100.2	0.00	96.5	-0.04
32	Other manufactured goods	98.9	0.00	99.8	0.00
33	Repair and installation services of machinery and equipment	99.8	0.00	100.2	0.00
D	Electricity, gas, steam and air conditioning	102.0	0.22	110.8	1.17
35	Electricity, gas, steam and air conditioning	102.0	0.22	110.8	1.17
E	Water supply, sewerage, waste management and remediation services	99.5	-0.01	110.3	0.24
36	Natural water, water treatment and supply services	100.0	0.00	111.8	0.17
38	Waste collection, treatment and disposal services; materials recovery services	98.6	-0.01	107.7	0.07

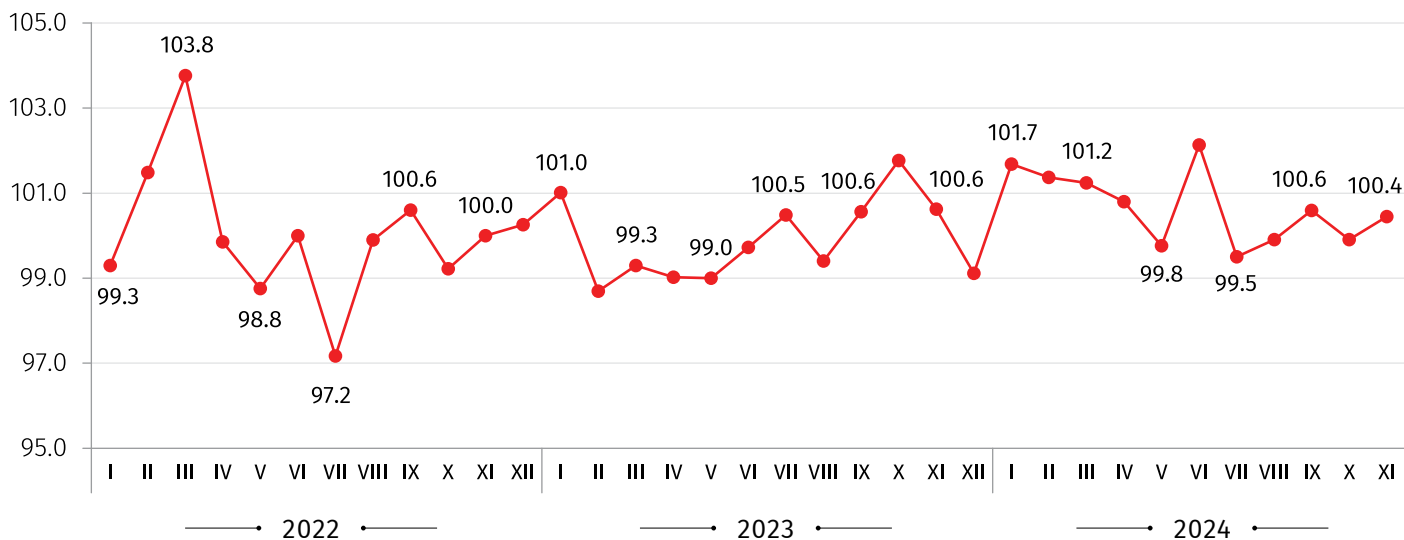
* Individual contributions may not sum up to the total changes in the index due to rounding.

NATIONAL STATISTICS OFFICE OF GEORGIA

20.12.2024

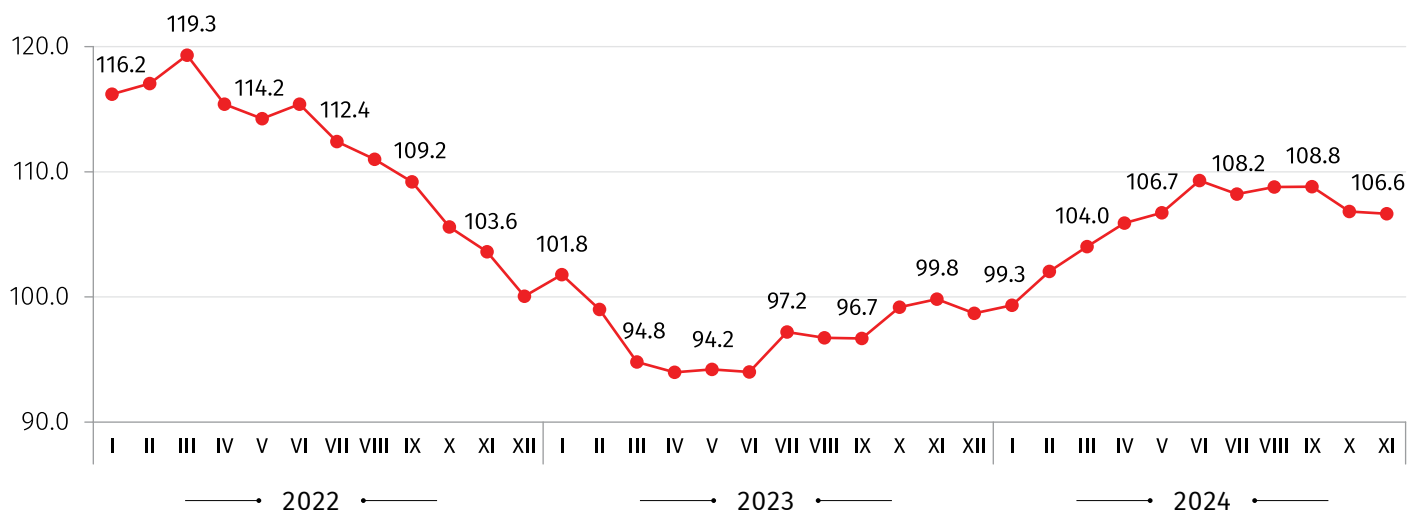
PRODUCER PRICE INDEX FOR INDUSTRIAL PRODUCTS

(PREVIOUS MONTH=100)



PRODUCER PRICE INDEX FOR INDUSTRIAL PRODUCTS

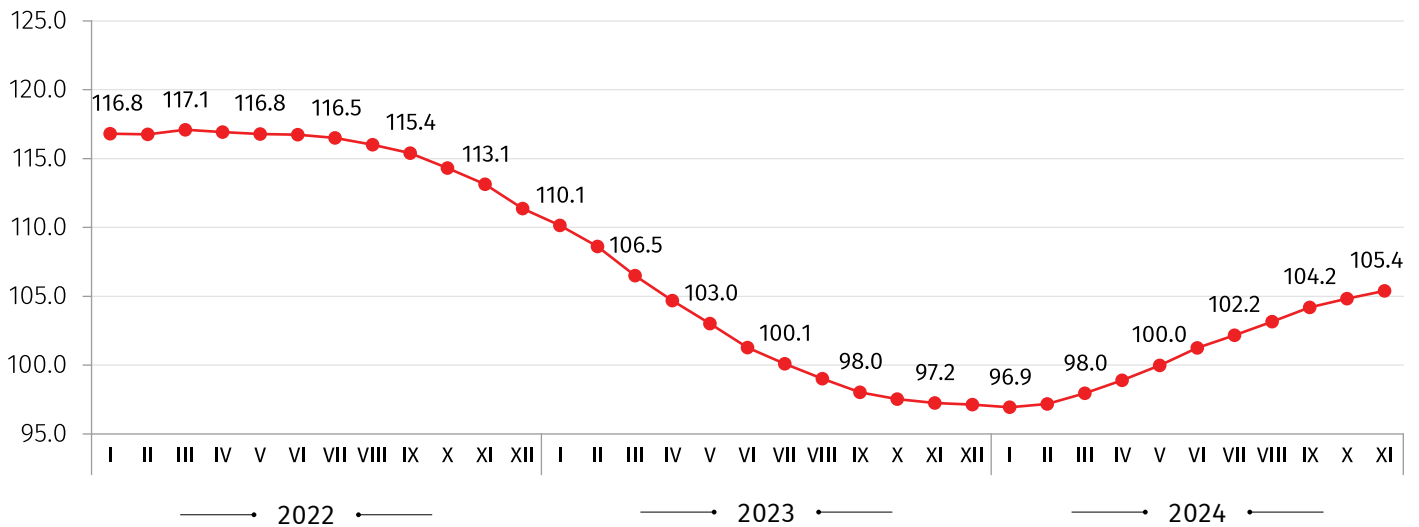
(THE SAME MONTH OF THE PREVIOUS YEAR =100)



NATIONAL STATISTICS OFFICE OF GEORGIA

20.12.2024

PRODUCER PRICE INDEX FOR INDUSTRIAL PRODUCTS (12 MONTH AVERAGE OVER THE PREVIOUS 12 MONTH AVERAGE)



CONTACT PERSON:

Giorgi Tetrauli, Tel: (+995 32) 236 72 10 (400). E-mail: gtetrauli@geostat.ge

Mariam Kavelashvili. Tel: (+995 32) 236 72 10 (020). E-mail: mkavelashvili@geostat.ge