

NATIONAL STATISTICS OFFICE OF GEORGIA

INFLATION RATE IN GEORGIA

2024 DECEMBER



NATIONAL STATISTICS OFFICE OF GEORGIA

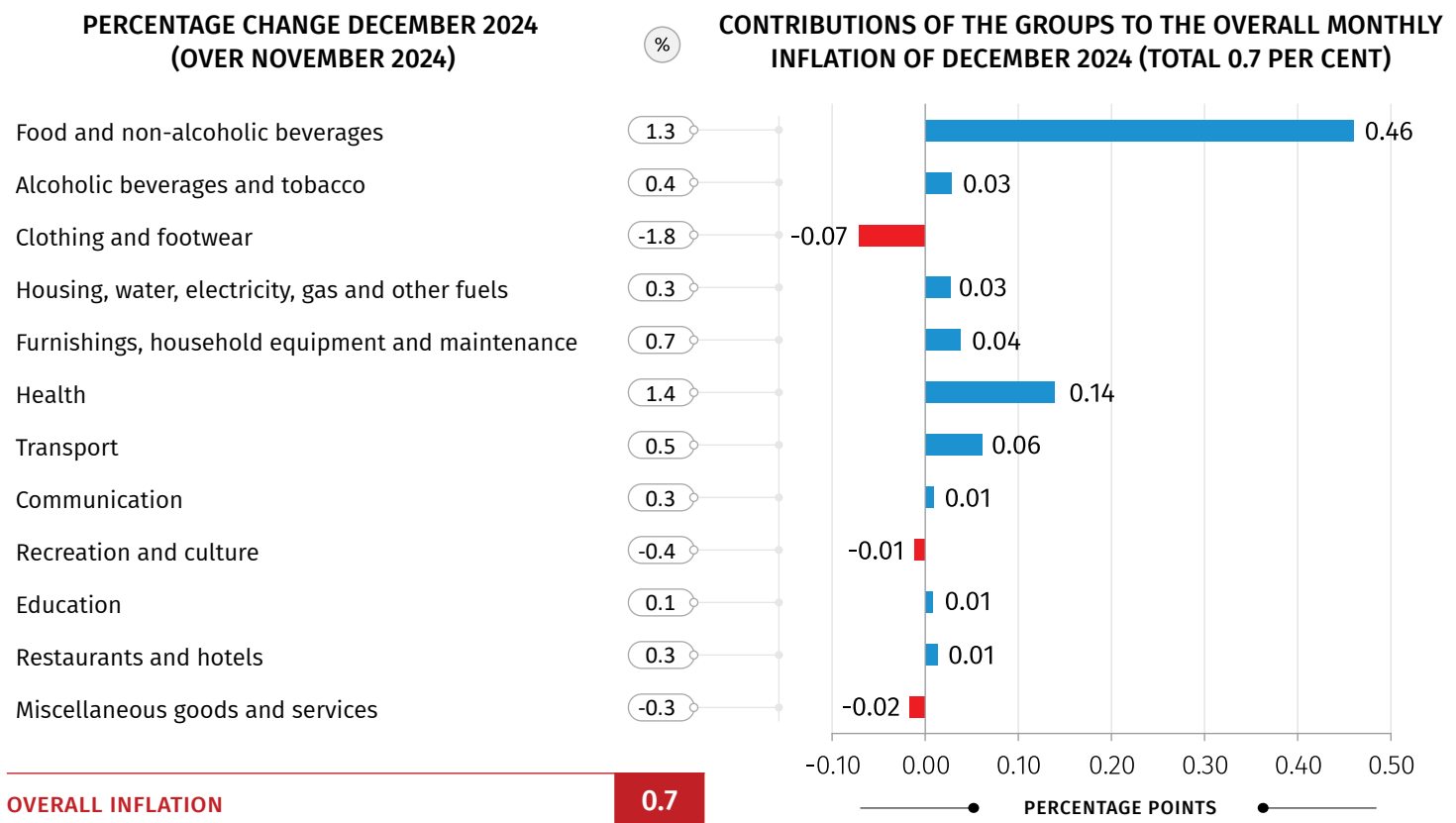
03.01.2025

INFLATION RATE IN GEORGIA, DECEMBER 2024

In December 2024 the Consumer Price Index increased by 0.7 percent compared to the previous month, while the annual inflation rate amounted to 1.9 percent.

With regard to the annual core inflation¹, the prices increased by 2.3 percent, while the annual core inflation without tobacco² also amounted to 2.3 percent.

The following table shows percentage changes in prices for the commodity groups of the consumer basket as well as the relevant contributions to the overall monthly inflation rate.



* Individual contributions not sum up to the total due to rounding.

¹Core inflation is calculated by excluding the following groups of goods and services from the consumer basket: food and non-alcoholic beverages, energy, regulated tariffs, transport (specific tariffs).

²Core Inflation without tobacco is calculated by excluding the following groups of goods and services from the consumer basket: food and non-alcoholic beverages, tobacco; energy, regulated tariffs, transport (specific tariffs).

03.01.2025

The monthly inflation rate was mainly influenced by price changes for the following groups:

Food and non-alcoholic beverages: the prices for the group increased by 1.3 percent, contributing 0.46 percentage points to the overall monthly inflation rate. The prices increased for the following subgroups: vegetables (5.3 percent), oils and fats (3.0 percent), milk, cheese and eggs (2.4 percent), coffee, tea and cocoa (1.0 percent), meat (0.6 percent), fish (0.5 percent). At the same time, prices decreased for the following subgroups: fruit and grapes (-1.0 percent), mineral waters, soft drinks, fruit and vegetable juices (-0.5 percent);

Health: the prices increased by 1.4 percent, contributing 0.14 percentage points to the overall index. The prices were higher for medical products, appliances and equipment (2.2 percent);

Transport: the prices for the group increased by 0.5 percent, contributing 0.06 percentage points to the overall index. Within the group the prices increased for transport services (1.2 percent), purchase of vehicles (1.2 percent) and operation of personal transport equipment (0.2 percent);

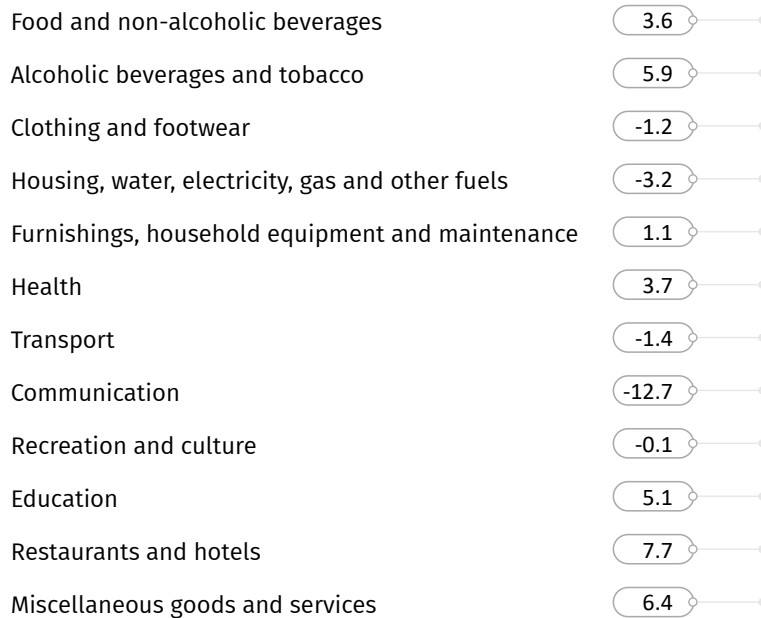
Clothing and footwear: the prices decreased by 1.8 percent, contributing -0.07 percentage points to the overall monthly inflation rate. Prices were lower for both footwear (-3.7 percent) and clothing (-1.1 percent).

The following table shows percentage changes in prices for the commodity groups of the consumer basket, as well as the relevant contributions to the overall annual inflation rate in December 2024.

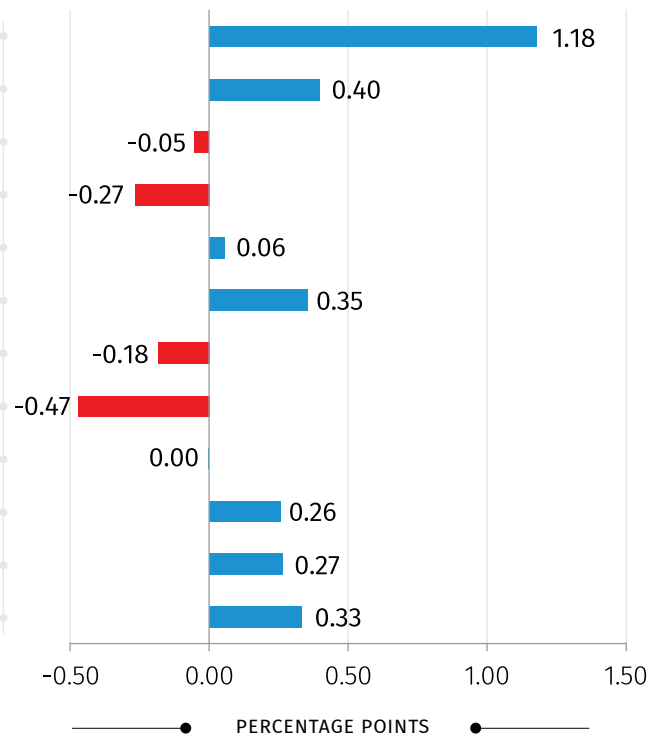
NATIONAL STATISTICS OFFICE OF GEORGIA

03.01.2025

PERCENTAGE CHANGE DECEMBER 2024 (OVER DECEMBER 2023)



CONTRIBUTIONS OF THE GROUPS TO THE OVERALL ANNUAL INFLATION OF DECEMBER 2024 (TOTAL 1.9 PER CENT)



OVERALL INFLATION

1.9

* Individual contributions not sum up to the total due to rounding.

The annual inflation rate was mainly influenced by price changes for the following groups:

Food and non-alcoholic beverages: the prices in the group increased by 3.6 percent, contributing 1.18 percentage points to the overall annual inflation rate. Within the group the prices increased for the following subgroups: vegetables (15.7 percent), oils and fats (10.1 percent), coffee, tea and cocoa (8.8 percent), sugar, jam, honey, chocolate and confectionery (6.9 percent), mineral waters, soft drinks, fruit and vegetable juices (5.5 percent), fish (4.8 percent), meat (1.3 percent), bread and cereals (0.3 percent). At the same time, the prices decreased for fruit and grapes (-0.7 percent), milk, cheese and eggs (-0.6 percent);

Alcoholic beverages and tobacco: the prices increased by 5.9 percent, with the relevant contribution of 0.4 percentage points to the overall annual inflation rate. The prices increased for both alcoholic beverages (9.2 percent) and tobacco (2.0 percent);

Health: the prices increased by 3.7 percent, contributing 0.35 percentage points to the overall index. The prices were higher for the following subgroups: medical products, appliances and

NATIONAL STATISTICS OFFICE OF GEORGIA

03.01.2025

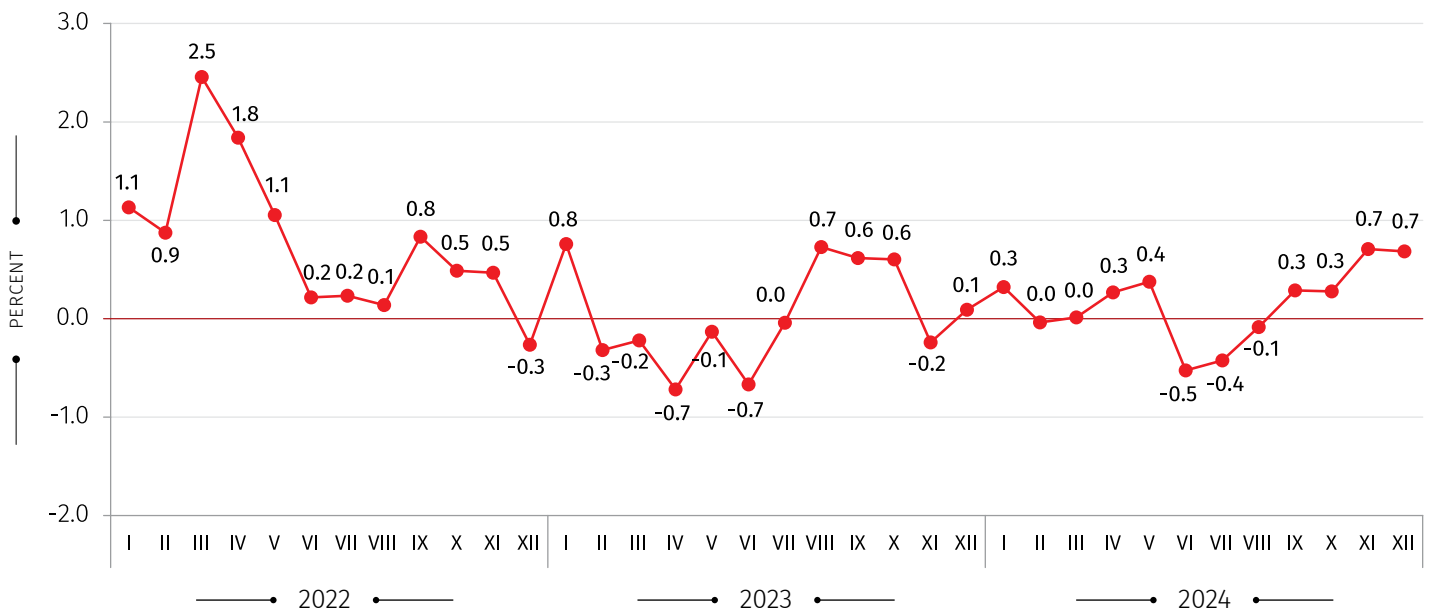
equipment (4.5 percent), out-patient services (3.8 percent), hospital services (1.0 percent);

Miscellaneous goods and services: the prices for the group increased by 6.4 percent, contributing 0.33 percentage points to the overall index. Within the group, the prices were higher mainly for the following subgroups: personal effects n.e.c. (23.3 percent), insurance (12.9 percent), financial services n.e.c. (4.5 percent), personal care (3.1 percent);

Communication: the prices decreased by 12.7 percent, contributing -0.47 percentage points to the overall index;

Housing, water, electricity, gas and other fuels: the prices for the group decreased by 3.2 percent, contributing -0.27 percentage points to the overall index. The prices were lower for the subgroups of electricity, gas and other fuels (-5.3 percent) and actual rentals for housing (-0.7 percent). At the same time, the prices increased for maintenance and repair of the dwelling (5.7 percent).

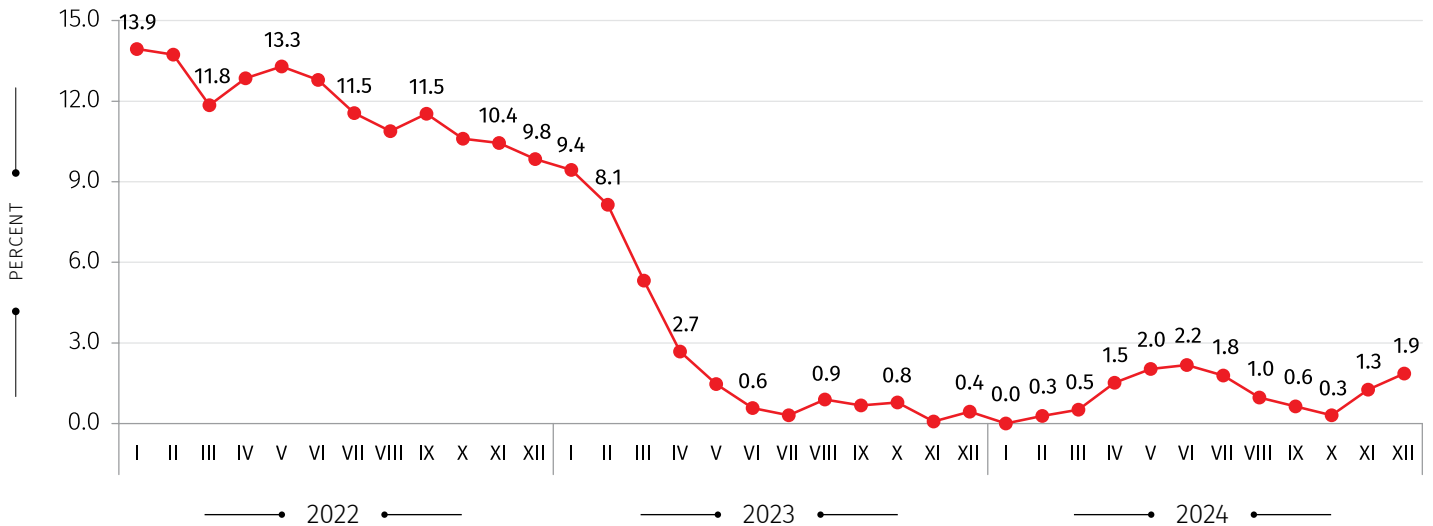
MONTHLY INFLATION



NATIONAL STATISTICS OFFICE OF GEORGIA

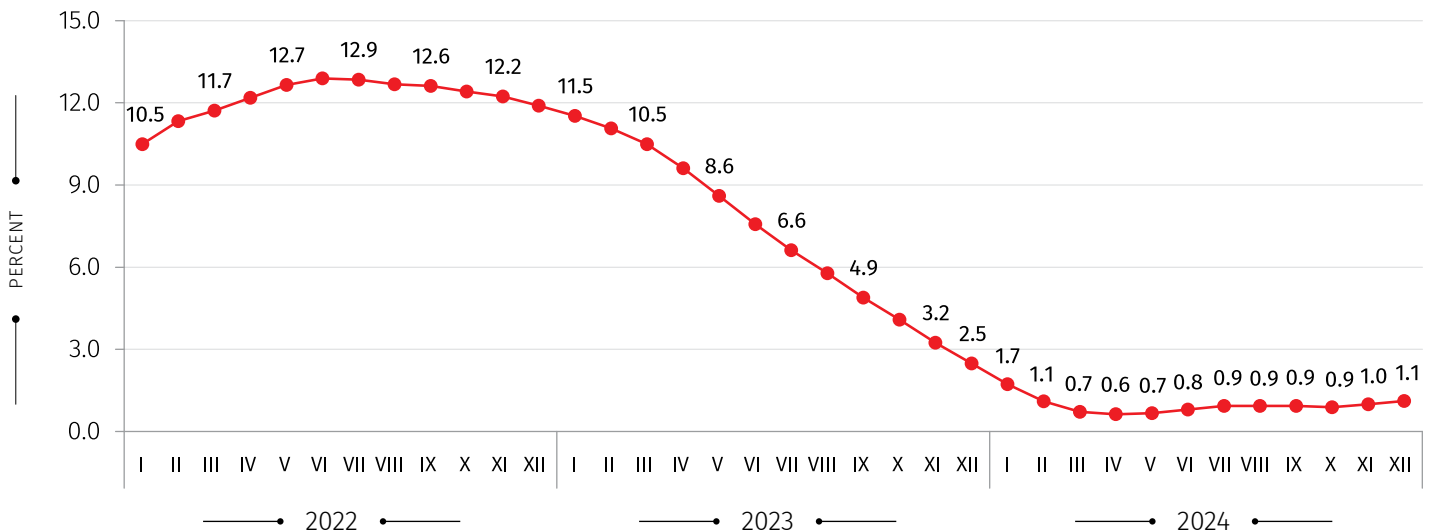
03.01.2025

ANNUAL INFLATION RATE IN GEORGIA (YEAR-ON-YEAR CHANGE)



AVERAGE INFLATION RATE

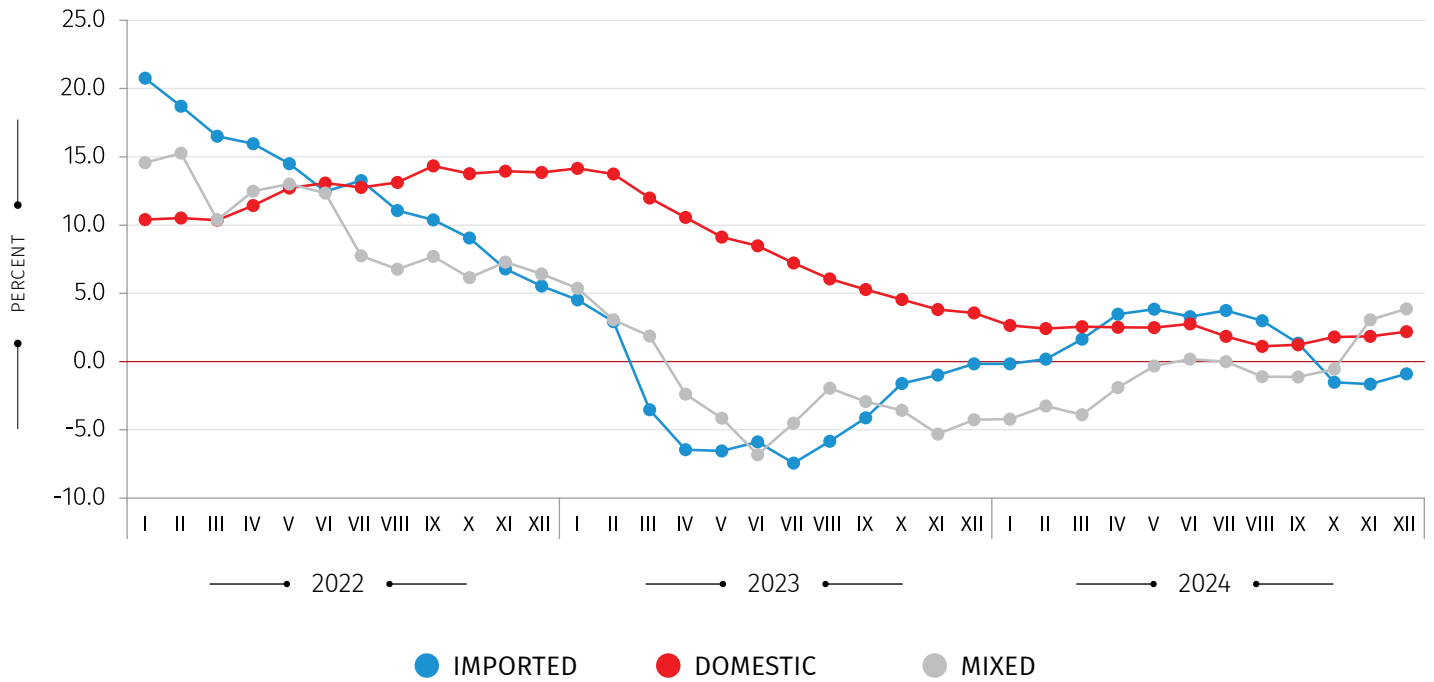
(12 MONTH AVERAGE OVER THE PREVIOUS 12 MONTH AVERAGE, PERCENTAGE CHANGE)



NATIONAL STATISTICS OFFICE OF GEORGIA

03.01.2025

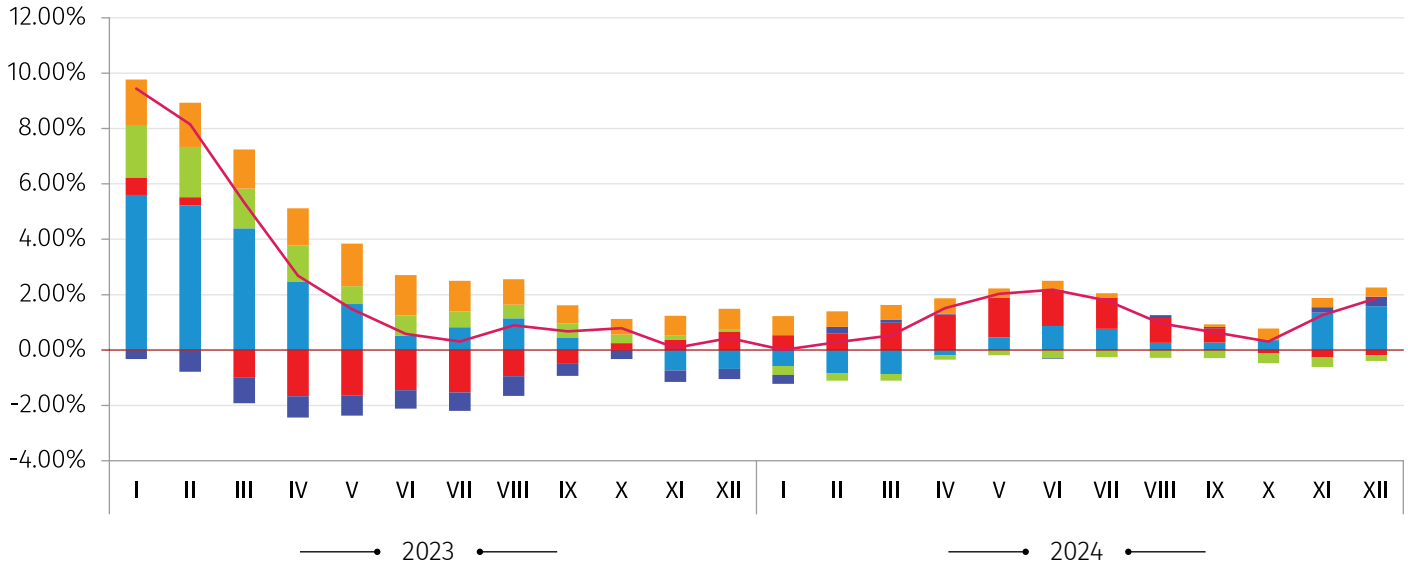
ANNUAL INFLATION BY ORIGIN OF PRODUCTS, (%)



NATIONAL STATISTICS OFFICE OF GEORGIA

03.01.2025

DECOMPOSITION OF ANNUAL INFLATION, (PERCENTAGE POINT)



- OTHER GOODS AND SERVICES
- HOUSING AND RELATED GOODS AND SERVICES
- TRANSPORT
- FOOD, BEVERAGES, TOBACCO
- HEALTH
- OVERALL INFLATION

CONTACT PERSONS:

Giorgi Tetrauli,
Tel: (+995 32) 236 72 10 (400)
E-mail: gtetrauli@geostat.ge

Mariam Kavelashvili,
Tel: (+995 32) 236 72 10 (020).
E-mail: mkavelashvili@geostat.ge