



NATIONAL STATISTICS OFFICE OF GEORGIA

INDICATORS OF SOCIAL PROTECTION

2024



10.02.2025
www.geostat.ge

10.02.2025

INDICATORS OF SOCIAL PROTECTION

(2024)

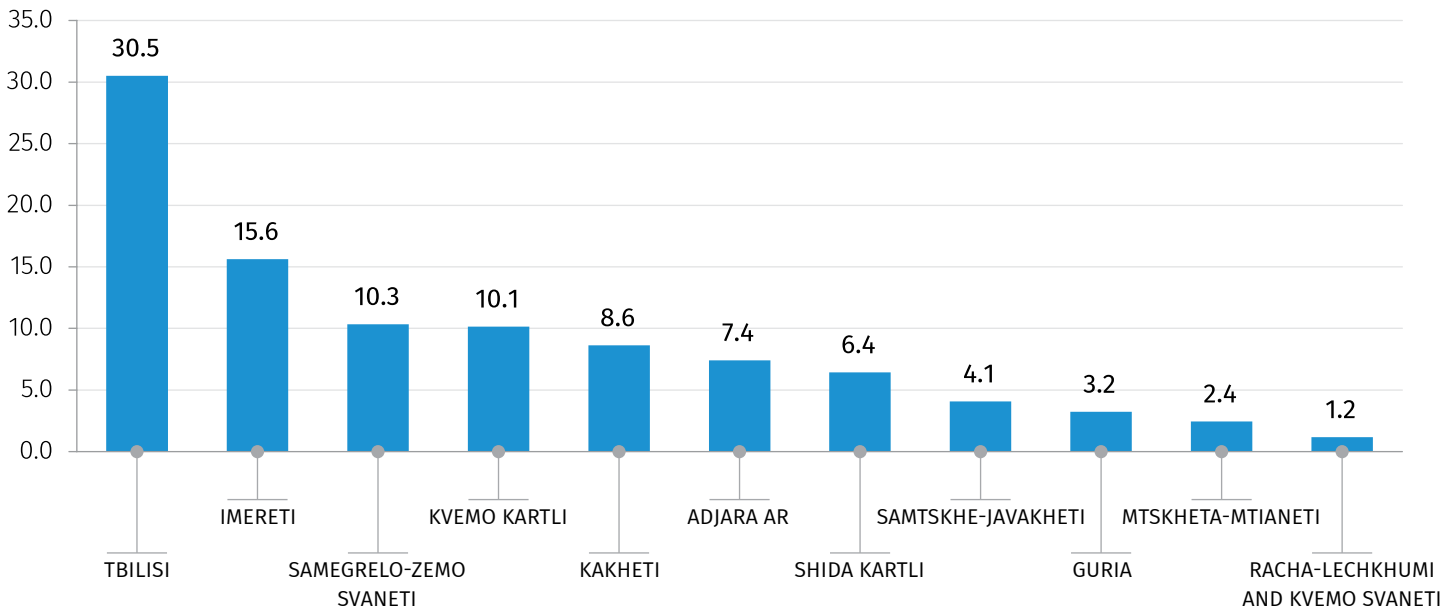
In 2024, the number of persons receiving pension was 864.3 thousand in Georgia, out of which 70.8 percent were women and 29.2 percent were men. Considering regional distribution 30.5 percent of persons receiving pension are from Tbilisi, 15.6 percent from Imereti, 10.3 – percent from Samegrelo-Zemo Svaneti, 10.2 percent from Kvemo Kartli, 8.6 percent from Kakheti and 24.8 percent from other regions.

The chart below presents the distribution of persons receiving pension by regions in 2024.

CHART №1

DISTRIBUTION OF PERSONS RECEIVING PENSION BY REGIONS

(%)



10.02.2025

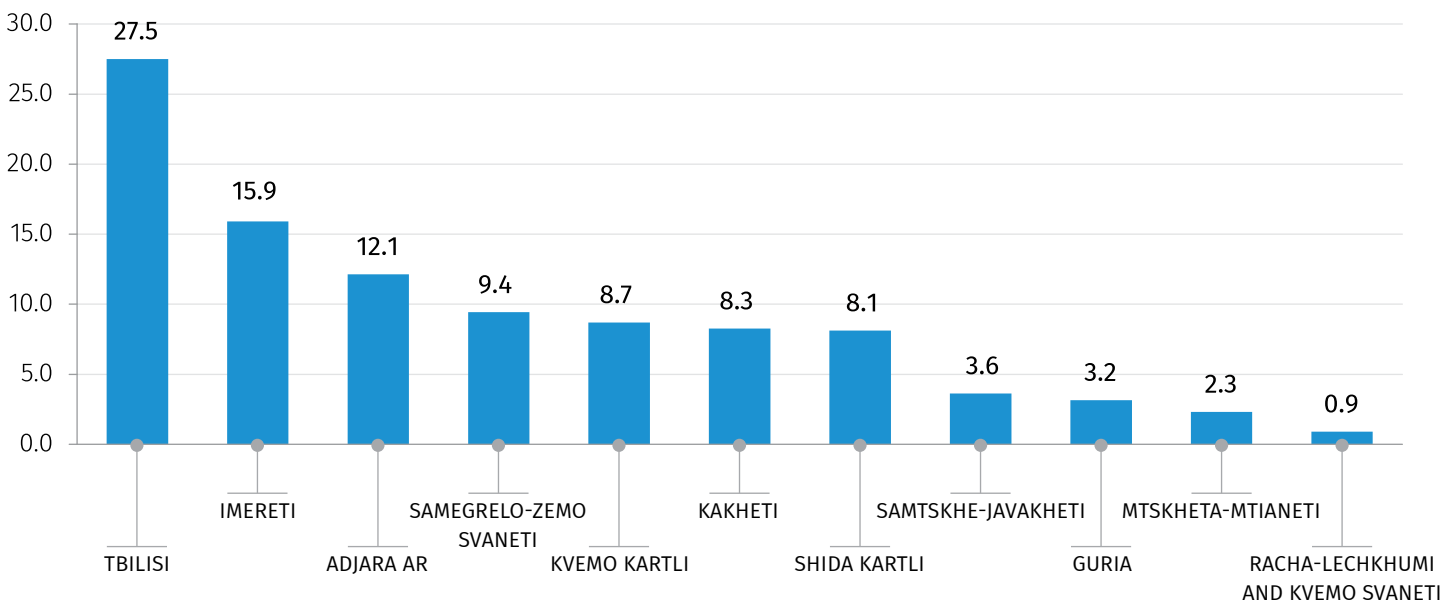
The total number of persons receiving social package made up 185.4 thousand, out of which 32.7 percent are women and 67.3 percent – men. Among the persons receiving social package 71.1 percent are persons with disabilities, 13.1 percent are war participants, 11.3 percent are survivor's persons, 4.4 percent - state compensation receivers, and 0.1 percent – others.

Considering regional distribution, 27.5 percent of persons receiving social package are from Tbilisi, 15.9 percent from Imereti, 12.1 percent from Adjara AR, 9.4 percent - Samegrelo-Zemo Svaneti and 35.1 percent from other regions.

The chart below presents the distribution of the persons receiving social package by regions in 2024.

CHART №2

DISTRIBUTION OF PERSONS RECEIVING SOCIAL PACKAGE BY REGIONS
(%)



In 2024, the number of families registered in the Targeted Social Assistance Program database of social programs amounted to 390.8 thousand, while the number of families receiving subsistence allowance – 128.6 thousand*.

The highest number of registered families was registered in Tbilisi - amounted to 77.1 thousand, while the number of household allowance recipients was 33.2 thousand.

*Does not include families involved in the state program for the promotion of public employment, which will be guaranteed to maintain the status of socially vulnerable for 4 years.

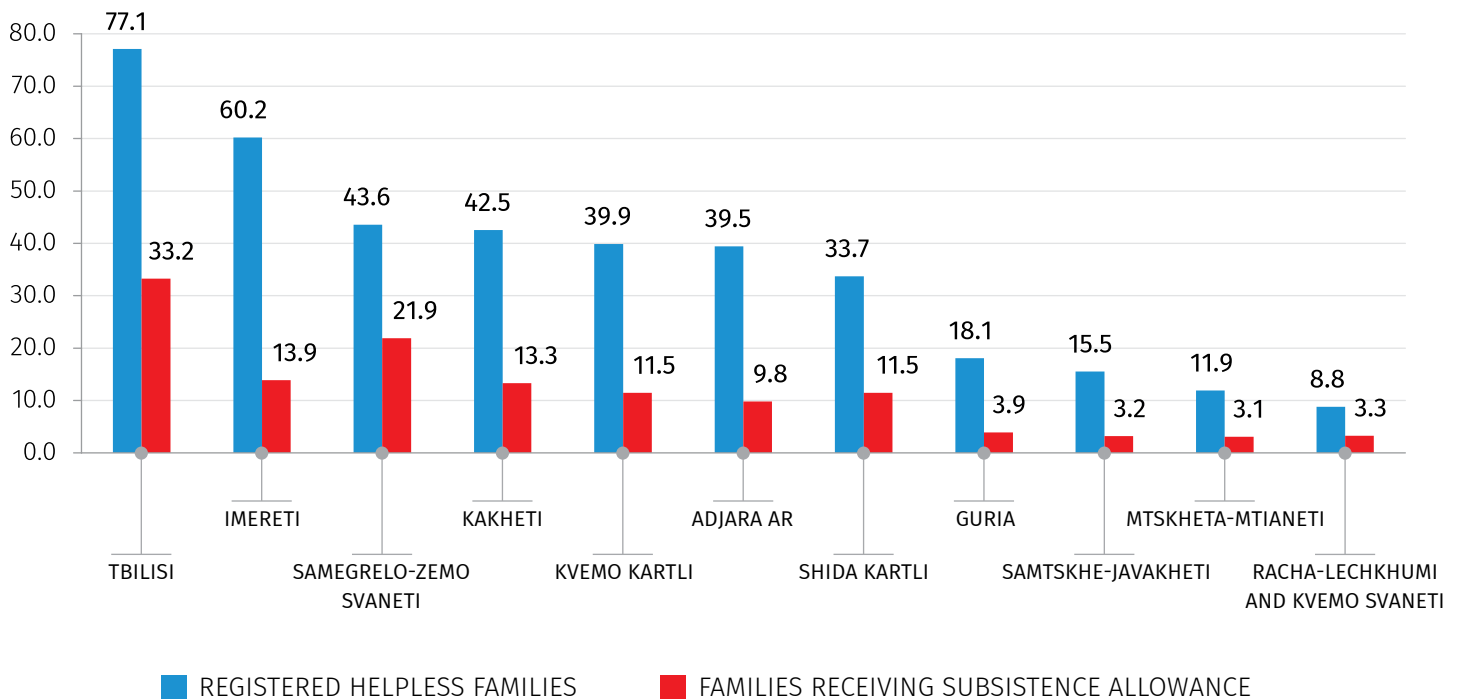
NATIONAL STATISTICS OFFICE OF GEORGIA

10.02.2025

The chart below presents the number of registered families and the families receiving subsistence allowance in 2024.

CHART №3

NUMBER OF FAMILIES REGISTERED IN THE TARGETED SOCIAL ASSISTANCE PROGRAM DATABASE AND RECEIVING SUBSISTENCE ALLOWANCE (THSD)



Source: Ministry of Internally Displaced Persons from the Occupied Territories, Labour, Health and Social Affairs of Georgia.

CONTACT PERSONS:

Vasil Tsakadze, Tel.: (+995 32) 236 72 10 (600). E-mail: vtsakadze@geostat.ge

Mariam Kavelashvili, Tel.: (+995 32) 236 72 10 (020). E-mail: mkavelashvili@geostat.ge