

**NATIONAL STATISTICS OFFICE OF GEORGIA**

# **EXTERNAL MERCHANDISE TRADE OF GEORGIA**

## **JANUARY 2025 (EXPRESS DATA)**



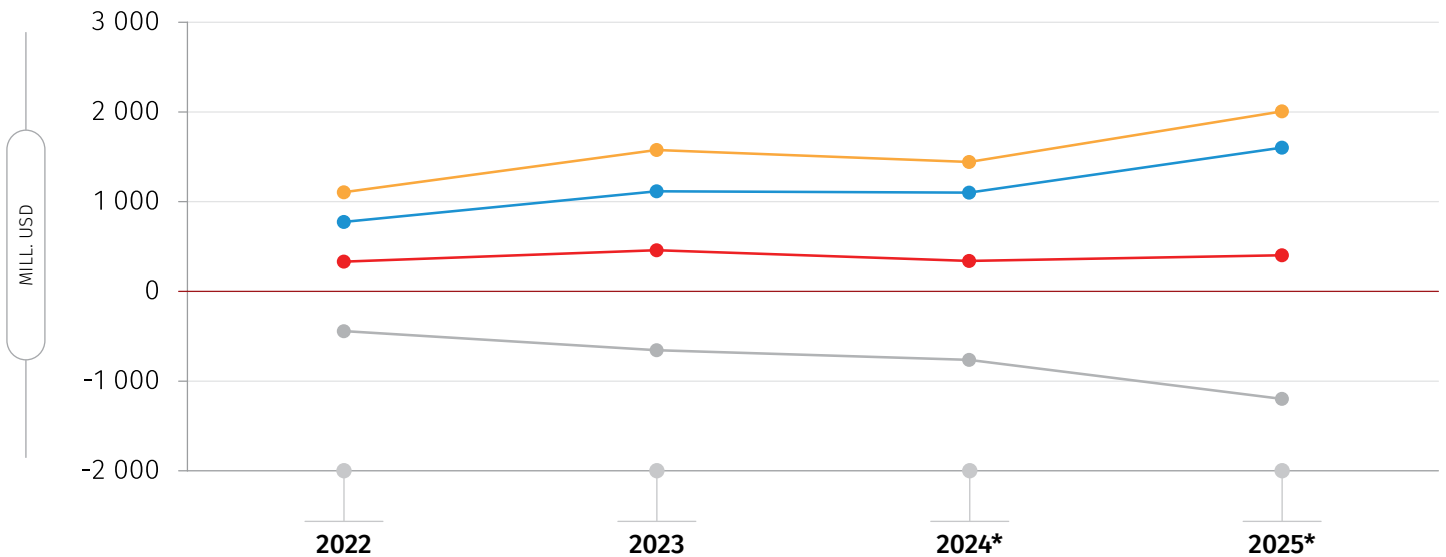
# NATIONAL STATISTICS OFFICE OF GEORGIA

13.02.2025

## EXTERNAL MERCHANDISE TRADE OF GEORGIA IN JANUARY 2025 (EXPRESS RELEASE)

External Merchandise Trade (excluding non-declared trade) of Georgia amounted to USD 2 006.3 million in January 2025, 39.2 percent higher year-on-year. The value of export increased by 19.3 percent reaching USD 403.8 million, while the import increased by 45.4 percent and amounted to USD 1 602.5 million. The trade deficit equaled USD 1 198.7 million and its share in trade turnover constituted 59.7 percent.

### EXTERNAL MERCHANDISE TRADE TENDENCIES OF GEORGIA IN JANUARY 2022-2025



\*Preliminary data.

● TURNOVER ● IMPORT ● EXPORT ● BALANCE

The table below shows dynamics of the external merchandise trade statistics indicators in 2022-2025.

## NATIONAL STATISTICS OFFICE OF GEORGIA

13.02.2025

### EXTERNAL MERCHANDISE TRADE OF GEORGIA IN 2022-2025 (MILLION US DOLLARS)

YEAR	MONTH	EXPORTS	IMPORTS	TURNOVER	BALANCE
2022	<b>YEAR</b>	<b>5 582.4</b>	<b>13 548.4</b>	<b>19 130.8</b>	<b>-7 965.9</b>
	January	331.5	774.2	1 105.6	-442.7
	February	429.2	1 019.2	1 448.4	-590.0
	March	411.6	926.8	1 338.4	-515.3
	April	415.2	986.0	1 401.2	-570.8
	May	521.3	1 180.5	1 701.8	-659.2
	June	448.8	1 105.4	1 554.2	-656.6
	July	533.2	1 172.1	1 705.3	-638.9
	August	473.1	1 262.8	1 735.9	-789.7
	September	523.5	1 136.5	1 660.0	-612.9
	October	448.7	1 204.1	1 652.8	-755.4
	November	490.7	1 311.1	1 801.8	-820.4
December	555.8	1 469.7	2 025.5	-913.9	
2023	<b>YEAR</b>	<b>6 086.4</b>	<b>15 603.6</b>	<b>21 690.0</b>	<b>-9 517.2</b>
	January	459.0	1 115.7	1 574.7	-656.7
	February	455.8	1 068.1	1 523.8	-612.3
	March	546.7	1 377.8	1 924.5	-831.1
	April	500.1	1 224.4	1 724.5	-724.2
	May	542.0	1 330.4	1 872.4	-788.4
	June	550.0	1 342.8	1 892.8	-792.8
	July	526.9	1 324.6	1 851.5	-797.7
	August	493.2	1 411.4	1 904.6	-918.2
	September	526.0	1 382.0	1 908.1	-856.0
	October	490.6	1 361.1	1 851.7	-870.5
	November	481.8	1 296.6	1 778.3	-814.8
December	514.4	1 368.8	1 883.2	-854.5	
2024*	<b>YEAR</b>	<b>6 560.4</b>	<b>16 924.3</b>	<b>23 484.7</b>	<b>-10 364.0</b>
	January	338.6	1 102.4	1 441.0	-763.8
	February	464.7	1 181.6	1 646.3	-716.9
	March	522.7	1 227.5	1 750.2	-704.8
	April	437.2	1 452.1	1 889.3	-1 014.9
	May	501.3	1 413.1	1 914.4	-911.8
	June	580.8	1 359.9	1 940.8	-779.1
	July	684.0	1 567.4	2 251.4	-883.4
	August	641.7	1 455.1	2 096.8	-813.4
	September	615.6	1 440.2	2 055.8	-824.6
	October	681.7	1 548.2	2 229.9	-866.5
	November	542.5	1 504.6	2 047.1	-962.0
December	549.4	1 672.2	2 221.7	-1 122.8	





## NATIONAL STATISTICS OFFICE OF GEORGIA

13.02.2025

YEAR	MONTH	EXPORTS	IMPORTS	TURNOVER	BALANCE
2025*	YEAR	403.8	1 602.5	2 006.3	-1 198.7
	January	403.8	1 602.5	2 006.3	-1 198.7

\*Preliminary data.

Detailed data on external merchandise trade of Georgia will be published on 19 February, 2025.

- SOURCES:**
-  LEPL Revenue Service of Ministry of Finance of Georgia;
  -  Georgian State Electrosystem, JSC;
  -  Georgian Gas Transportation Company, LTD;
  -  Electricity System Commercial Operator, JSC.

**NOTICE:** The discrepancy between the totals and the sum in some cases can be explained by using rounded data.

**CONTACT PERSON:**

Badri Kvachadze, Tel.: (+995 32) 2 36 72 10 (300).

E-mail: [bkvachadze@geostat.ge](mailto:bkvachadze@geostat.ge)

Mariam Kavelashvili, Tel.: (+995 32) 2 36 72 10 (020).

E-mail: [mkavelashvili@geostat.ge](mailto:mkavelashvili@geostat.ge)