

**NATIONAL STATISTICS OFFICE OF GEORGIA**

# **AGRICULTURE OF GEORGIA**

**2024**  
**(PRELIMINARY DATA ON**  
**ANIMAL HUSBANDRY)**



## NATIONAL STATISTICS OFFICE OF GEORGIA

17.02.2025

### AGRICULTURE OF GEORGIA 2024 AND IV QUARTER OF 2024 (PRELIMINARY DATA ON ANIMAL HUSBANDRY)

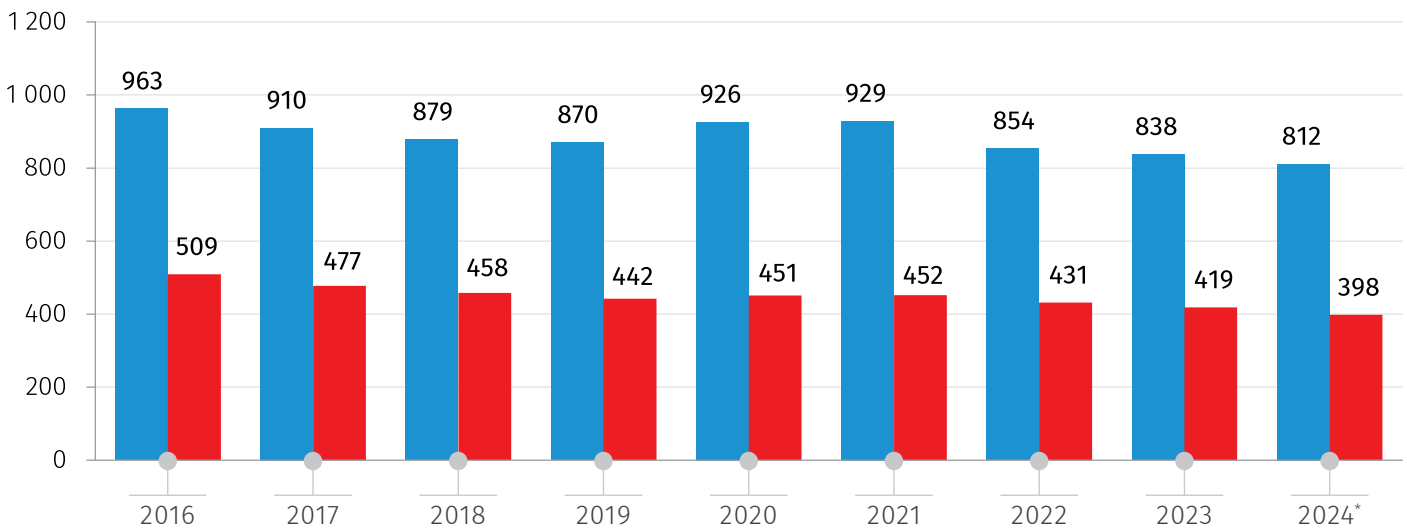
According to the preliminary data, at the end of 2024 the number of bovine animals reached 811.5 thousand heads which are 3.1 percent less compared to 2023. Among them, the total number of dairy cows and buffaloes amounted to 397.8 thousand heads which are 5.0 percent less compared to the same period of the previous year.

The number of pigs equaled 129.4 thousand heads which are 8.6 percent less than at the same period of the previous year.

The number of poultry reached 7.9 million heads which are 3.4 percent more compared to the same period of the previous year.

The charts below present the number of bovine animals, pigs and poultry by the ends of 2016-2024.

**NUMBER OF BOVINE ANIMALS BY THE END OF 2016-2024**  
(THS. HEADS)



\* Preliminary data

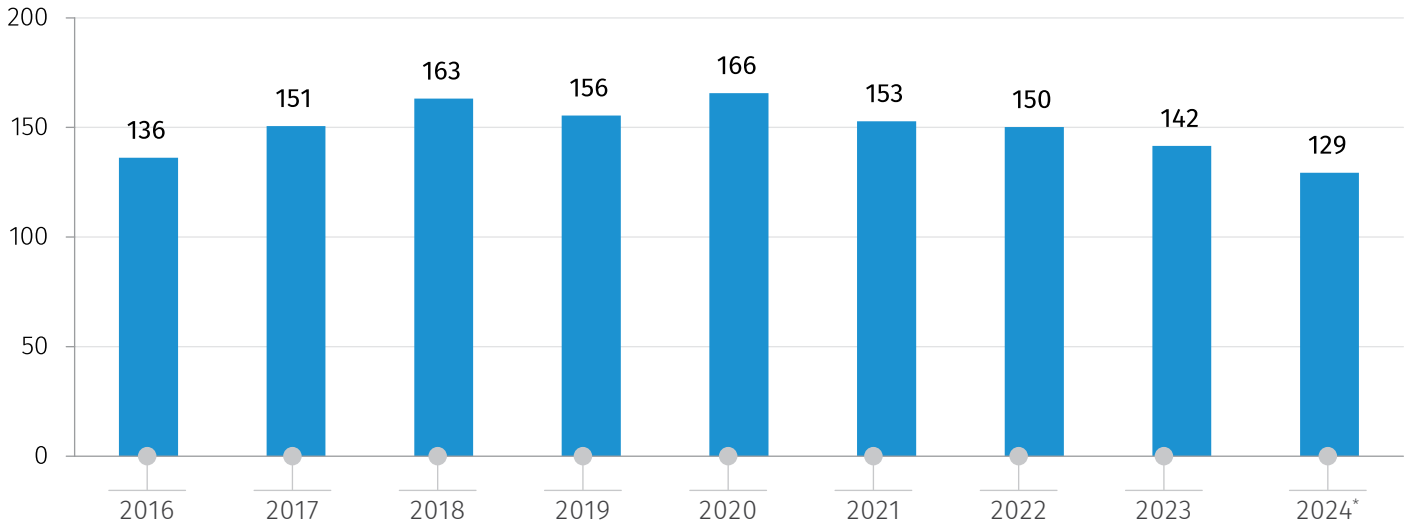
■ BOVINE ANIMALS

■ OF WICH DAIRY COWS AND BUFFALOES

## NATIONAL STATISTICS OFFICE OF GEORGIA

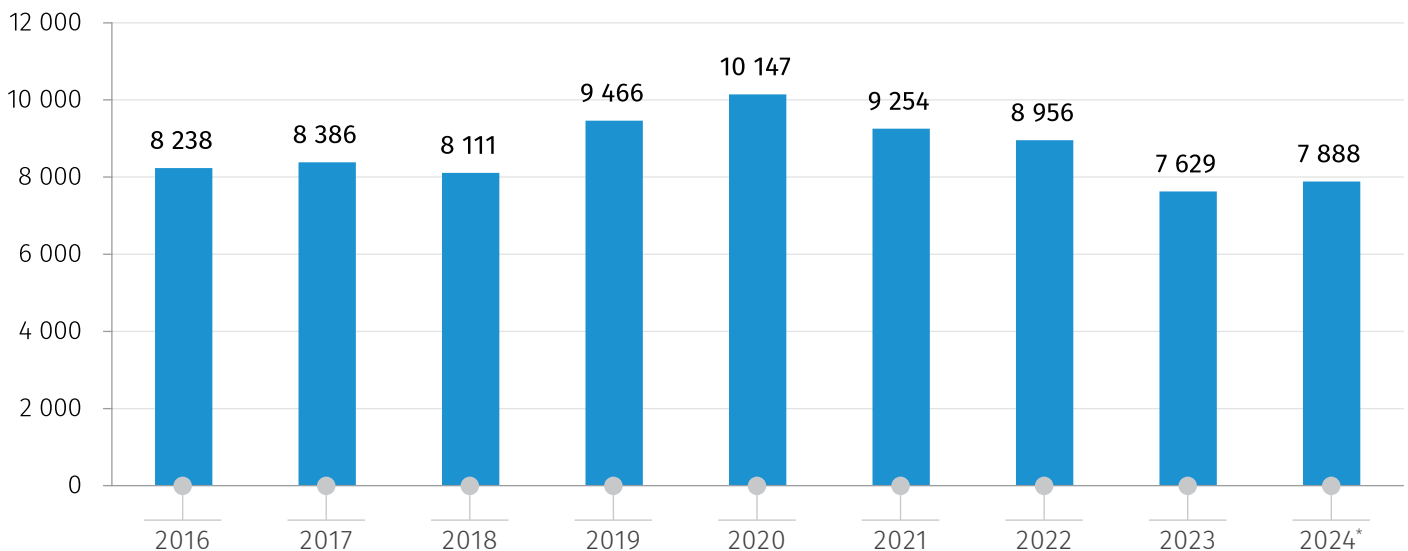
17.02.2025

### NUMBER OF PIGS BY THE END OF 2016-2024 (THS. HEADS)



\*Preliminary data

### NUMBER OF POULTRY BY THE END OF 2016-2024 (THS. HEADS)



\*Preliminary data

## NATIONAL STATISTICS OFFICE OF GEORGIA

17.02.2025

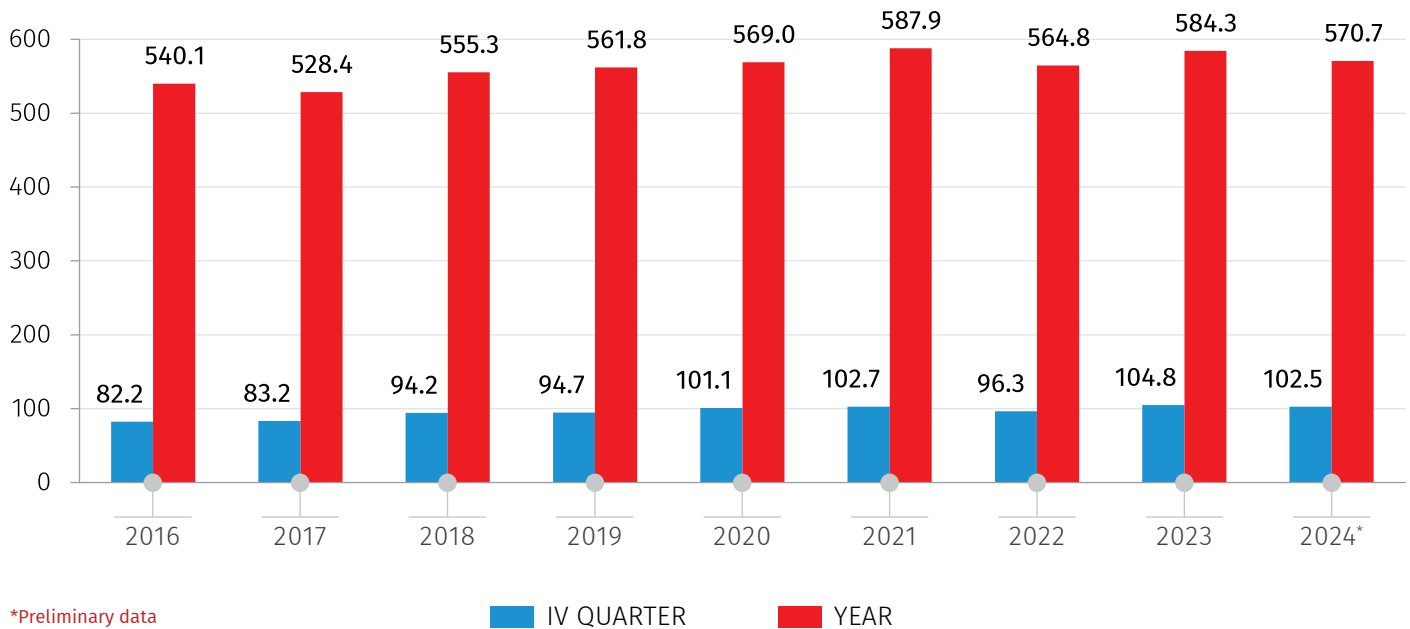
According to the preliminary data, in the 4th quarter of 2024 milk production decreased by 2.2 percent compared to the same period of the previous year and it has consisted of 102.5 million litres. The annual milk production of 2024 decreased by 2.3 percent compared to the results of 2023 and it amounted to 570.7 million litres.

In the 4th quarter of 2024 meat production was 7.1 percent more than in the same period of 2023 and it has consisted of 26.5 thousand tons. In 2024, the annual production of meat was 6.3 percent more than in 2023 and it amounted to 83.7 thousand tons.

In the 4th quarter of 2024 egg production amounted to 169.1 million pieces which are 4.3 percent more than in the same period of the previous year. The annual egg production of 2024 increased by 0.04 percent compared to 2023 and it has amounted to 653.4 million pieces.

The diagrams below present the volume of animal products produced in 2016-2024.

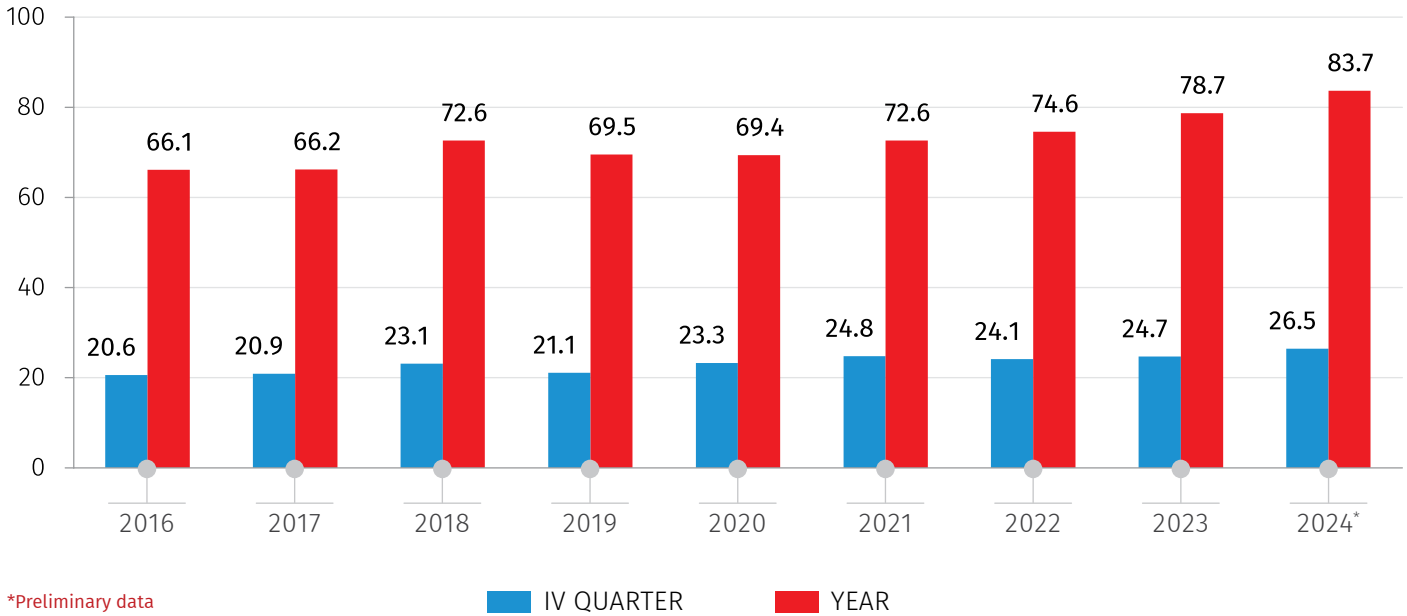
**MILK PRODUCTION IN 2016-2024**  
(MILL. LITRES)



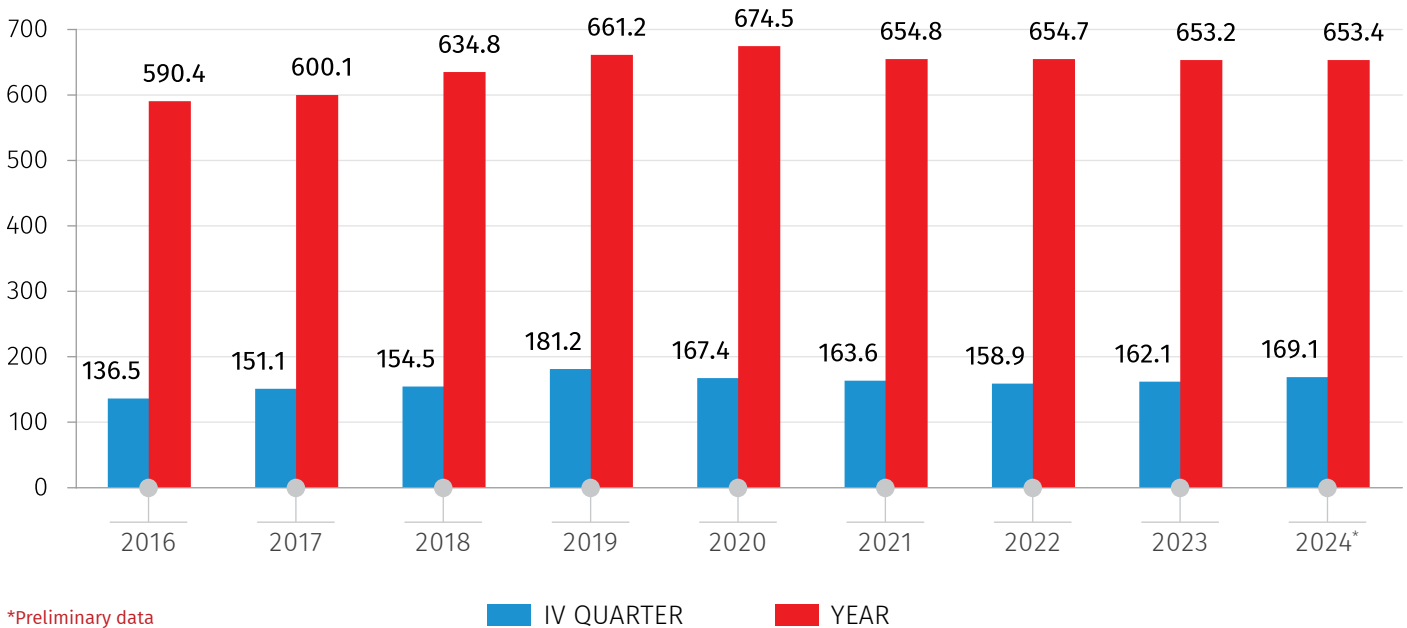
# NATIONAL STATISTICS OFFICE OF GEORGIA

17.02.2025

## MEAT PRODUCTION IN 2016-2024 (THS. TONS)



## EGG PRODUCTION IN 2016-2024 (MILL. PIECES)



## NATIONAL STATISTICS OFFICE OF GEORGIA

17.02.2025

The following tables present data of 2023-2024 on the number of livestock and poultry and their export and import, as well as the production of livestock products in quarterly terms.

### NUMBER OF LIVESTOCK AND POULTRY BY THE END OF THE QUARTER IN 2023-2024 (THS. HEADS)

	2023				2024*			
	I Q	II Q	III Q	IV Q	I Q	II Q	III Q	IV Q
Bovine animals	918.4	919.2	859.3	837.7	905.2	887.6	848.0	811.5
Of which dairy cows and buffaloes	432.1	431.9	423.7	418.7	414.0	410.7	401.8	397.8
Pigs	166.6	178.6	189.7	141.6	155.4	198.1	213.6	129.4
Poultry	8 821.6	10 774.9	9 565.3	7 629.3	7 658.5	10 392.0	9 406.4	7 888.1

\*Preliminary data

### EXPORT OF LIVESTOCK AND POULTRY IN 2023-2024 (THS. HEADS)

	2023					2024*				
	I Q	II Q	III Q	IV Q	YEAR	I Q	II Q	III Q	IV Q	YEAR
Bovine animals	19.6	44.8	61.8	47.3	<b>173.4</b>	7.1	22.0	46.7	29.1	<b>104.9</b>
Pigs	0.1	0.1	0.0	0.0	<b>0.2</b>	0.0	0.0	0.0	0.0	<b>0.0</b>
Poultry	3 472.7	3 937.7	3 226.9	4 687.2	<b>15 324.6</b>	2 146.6	3 048.1	1 530.3	1 652.2	<b>8 377.2</b>

\*Preliminary data

## NATIONAL STATISTICS OFFICE OF GEORGIA

17.02.2025

### IMPORT OF LIVESTOCK AND POULTRY IN 2023-2024

(THS. HEADS)

	2023					2024*				
	I Q	II Q	III Q	IV Q	YEAR	I Q	II Q	III Q	IV Q	YEAR
Bovine animals	0.9	3.5	9.9	27.2	<b>41.4</b>	7.5	4.9	5.8	6.8	<b>24.9</b>
Pigs	28.3	36.0	44.9	48.2	<b>157.5</b>	34.9	38.3	51.7	58.0	<b>183.0</b>
Poultry	2 431.5	2 455.3	2 151.5	2 502.1	<b>9 540.4</b>	1 869.3	2 304.6	1 526.6	2 328.7	<b>8 029.2</b>

\*Preliminary data

### PRODUCTION OF LIVESTOCK PRODUCTS IN 2023-2024

	2023					2024*				
	I Q	II Q	III Q	IV Q	YEAR	I Q	II Q	III Q	IV Q	YEAR
Meat (ths. tons)	18.5	17.1	18.4	24.7	<b>78.7</b>	18.7	19.0	19.5	26.5	<b>83.7</b>
Milk (mill. litres)	105.3	202.0	172.2	104.8	<b>584.3</b>	112.3	184.1	171.8	102.5	<b>570.7</b>
Eggs (mill. pieces)	166.8	170.5	153.7	162.1	<b>653.2</b>	168.3	162.9	153.1	169.1	<b>653.4</b>

\*Preliminary data

**Source:** National Statistics Office of Georgia.

**Note:** In some cases, the discrepancy between the totals and the sum can be explained by using rounded data.

#### Explanation of symbols:

- Magnitude nil.

Final data of 2024 will be available on June 16, 2025.

#### CONTACT PERSONS:

George Sanadze, Tel: (+995 32) 236 72 10 (500), E-mail: [gsanadze@geostat.ge](mailto:gsanadze@geostat.ge)

Mariam Kavelashvili, Tel: (+995 32) 236 72 10 (020), E-mail: [mkavelashvili@geostat.ge](mailto:mkavelashvili@geostat.ge)