

**NATIONAL STATISTICS OFFICE OF GEORGIA**

**SURVEY RESULTS FOR LIVESTOCK  
SLAUGHTERHOUSES,  
GRAIN STORAGE ELEVATORS  
AND COLD STORAGE FACILITIES  
IV QUARTER, 2024**



17.02.2025  
www.geostat.ge

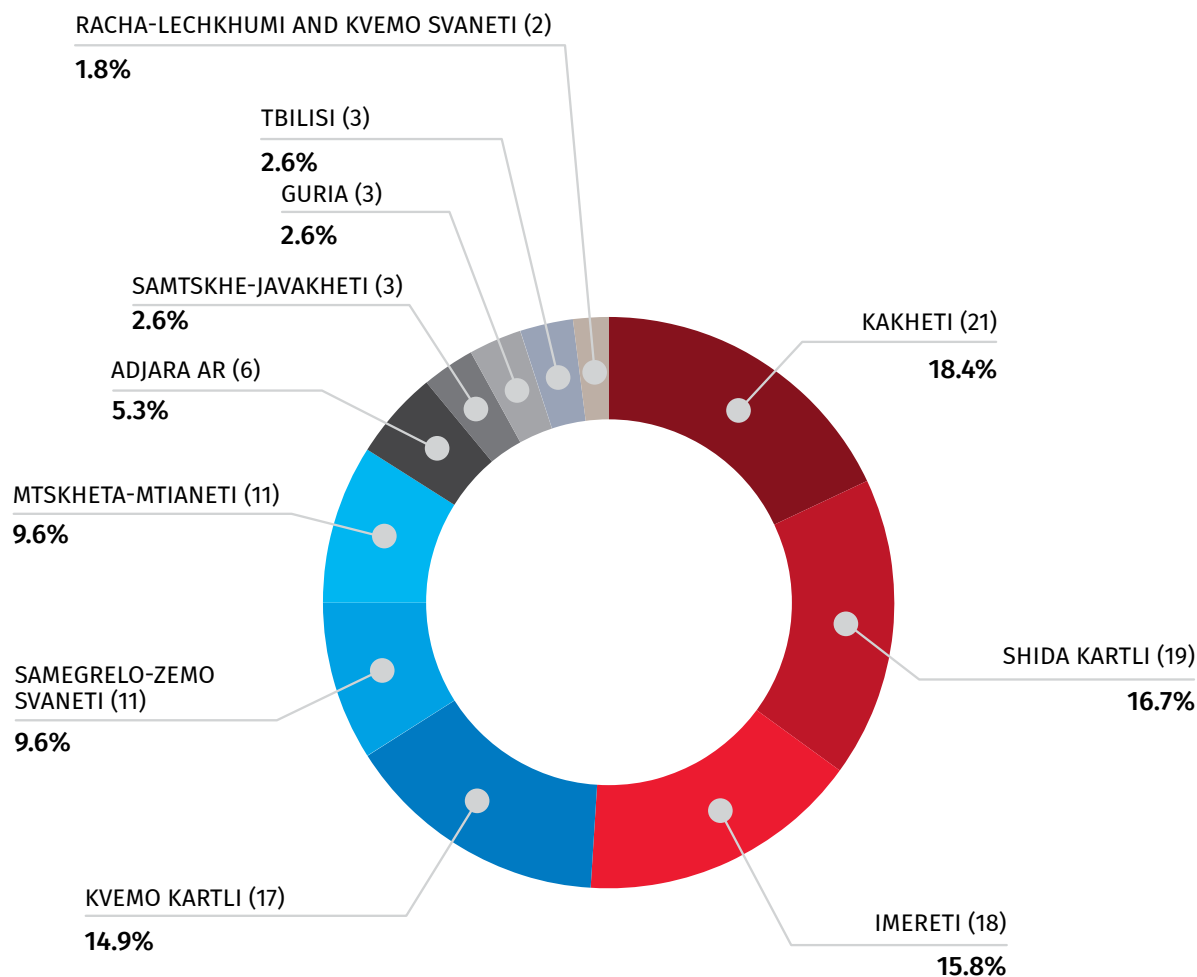
17.02.2025

## SURVEY RESULTS FOR LIVESTOCK SLAUGHTERHOUSES, ELEVATORS AND COLD STORAGE FACILITIES (IV QUARTER, 2024)

### SLAUGHTERHOUSES

The total number of active livestock and poultry slaughterhouses in Georgia in the IV quarter of 2024 were 114, of which 18.4 percent were located in Kakheti region, 16.7 percent in Shida Kartli region, 15.8 percent in Imereti region, 14.9 percent in Kvemo Kartli region, 9.6 percent in Samegrelo-Zemo Svaneti region, 9.6 percent in Mtskheta-Mtianeti region and the remaining 15.0 percent in other regions:

### ACTIVE LIVESTOCK AND POULTRY SLAUGHTERHOUSES IN GEORGIA BY REGIONS, IV QUARTER, 2024





17.02.2025

According to the survey, 145.7 thousand heads of livestock were slaughtered in slaughterhouses in the IV quarter of 2024, of which 29.0 percent were cattle, 60.1 percent - pigs and 9.0 percent - sheep and goats. The share of other livestock (excluding poultry) slaughtered is 2.0 percent. In addition, the number of poultry slaughtered in slaughterhouses during the reporting period amounted to 3 280.1 thousand.

In total 17.4 thousand tons of meat (i.e. slaughtered weight, including poultry meat) was produced by slaughterhouses during the IV quarter of 2024, of which 27.9 percent is beef, 36.1 percent – poultry, 34.8 percent – pork, 1.1 percent – mutton and goat meat, while the share of other meat is negligible.

The service was provided to 9.5 thousand persons, 58.3 percent of which were households. Average monthly number of persons employed in slaughterhouses equaled 1 047 persons.

The average prices of the slaughter services were: 37.2 GEL per cattle, 30.7 GEL per pig, and 12.5 GEL per sheep or goat.

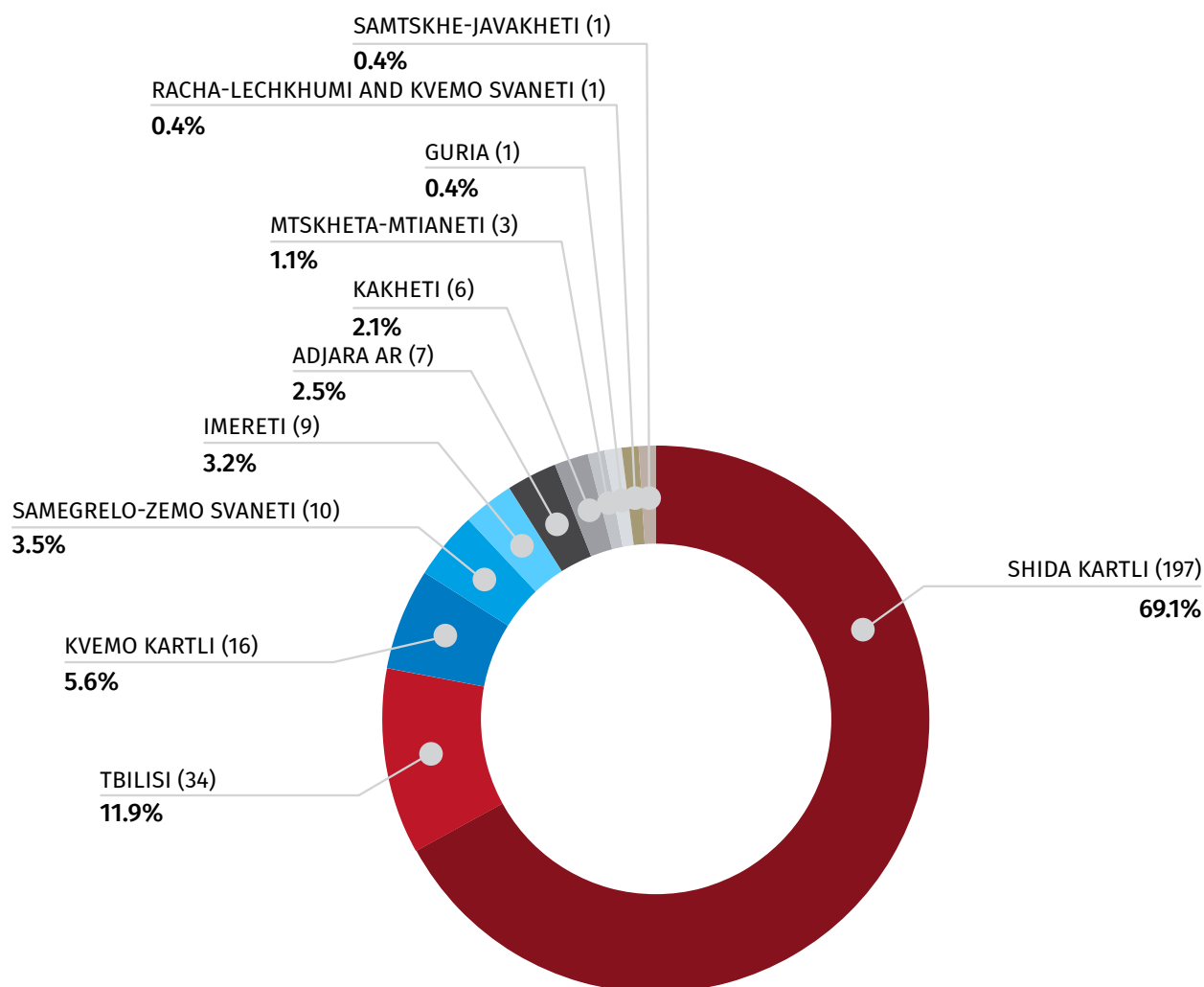
## NATIONAL STATISTICS OFFICE OF GEORGIA

17.02.2025

### COLD STORAGE FACILITIES

In the IV quarter of 2024 the number of active cold storage facilities in Georgia was 285 and most of them were located in Shida Kartli region (69.1 percent). Active cold storage facilities were also located in Tbilisi (11.9 percent), Kvemo Kartli region (5.6 percent), Samegrelo-Zemo Svaneti region (3.5 percent), Imereti region (3.2 percent), Adjara AR (2.5 percent), Kakheti region (2.1 percent), Mtskheta-Mtianeti region (1.1 percent), Guria region (0.4 percent), Racha-Lechkhumi and Kvemo Svaneti region (0.4 percent) and Samtskhe-Javakheti region (0.4 percent):

### ACTIVE COLD STORAGE FACILITIES IN GEORGIA BY REGIONS, IV QUARTER, 2024

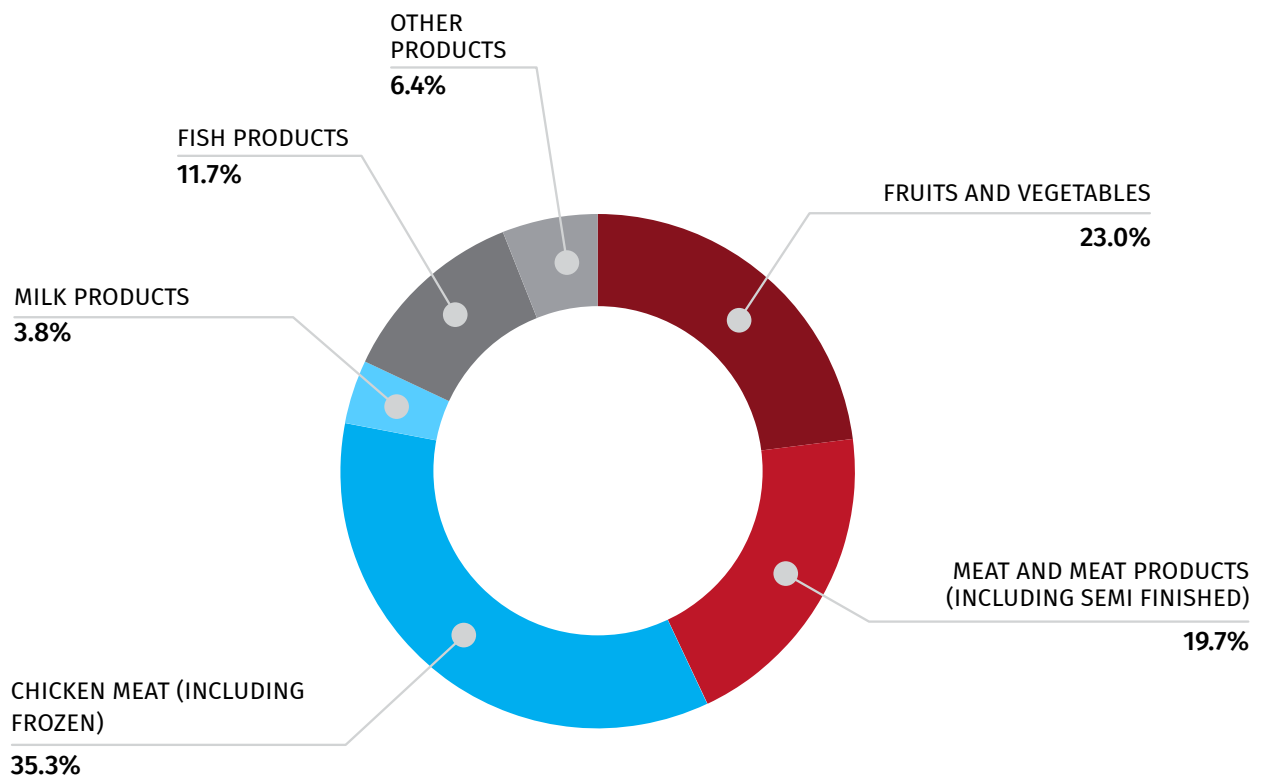


17.02.2025

In the IV quarter of 2024, the service was provided to 321 customers. The number of producers and resellers, from whom the products were purchased, amounted to 569 persons. Average monthly number of persons employed in cold storage facilities was 1 395.

In total 72.8 thousand tons of products were stored in cold storage facilities during the IV quarter of 2024, of which 35.3 percent was chicken meat (including frozen meat), 23.0 percent – fruits and vegetables, 19.7 percent – meat and meat products (including semi-finished products, excluded chicken meat), 11.7 percent – fish, 3.8 percent - milk products and 6.4 percent other products:

**PRODUCTS STORED IN COLD STORAGE FACILITIES,  
IV QUARTER, 2024**



17.02.2025

In the IV quarter of 2024, the share of own production in the total volume of products stored in cold storage facilities was 22.6 percent, while the share of products purchased for further resale was 26.9 percent and the share of products stored as services was 50.5 percent. The service fee at the same period amounted to 5.1 million GEL.

In the IV quarter of 2024, the total cost of products (21.6 thousand tones) sold by cold storage facilities amounted to 138.3 million GEL, of which the share of imported products was 32.8 percent, share of own production was 23.0 percent and the share of products (local) purchased for resale was 44.2 percent. Herewith, 53.7 percent of own production sold by cold storage facilities was chicken meat. Significant share of imported products was chicken meat (including frozen) (33.3 percent), meat and meat products (including semi-finished products) (29.1 percent) and fish (9.3 percent).

In the IV quarter of 2024, the value of products sold by cold storage facilities on the foreign market amounted to 3.8 million GEL, which constituted to 2.7 percent of the total value of products sold in the same period. Mostly chicken meat, fish, fruits and vegetables were sold on the foreign markets.

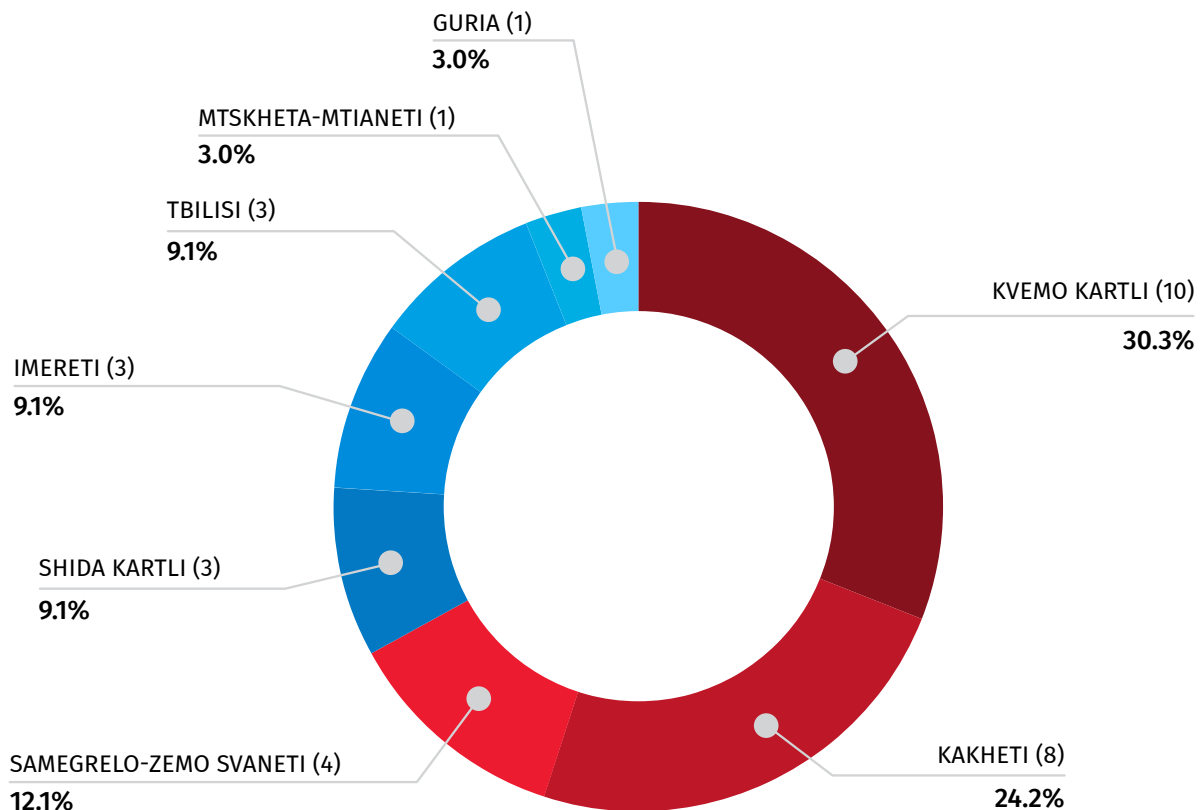
According to the survey results, the average daily load per storage (out of total storage capacity in percentage) was 58.8 percent in October, 57.9 percent in November and 53.1 percent in December.

17.02.2025

## ELEVATORS

The total number of active elevators in Georgia in the IV quarter of 2024 were 33 and most of them were located in Kvemo Kartli (30.3 percent) and in Kakheti regions (24.2 percent), while 12.1 percent of active elevators were located in Samegrelo-Zemo Svaneti region, 9.1 percent in Shida Kartli region, 9.1 percent in Imereti region, 9.1 percent in Tbilisi, 3.0 percent in Mtskheta-Mtianeti region and 3.0 percent in Guria region:

**ACTIVE ELEVATORS IN GEORGIA BY REGIONS,  
IV QUARTER, 2024**



In the IV quarter of 2024, the service was provided to 14 customers. The number of producers and resellers, from whom the product were purchased for resale, was 47 persons, while the average monthly number of persons employed in cold storage facilities equaled 415.

In total 80.2 thousand tons of products were stored in elevators during the IV quarter of 2024, 62.5 percent of which was wheat. The share of products purchased by the elevators for resale in the total amount of products stored in the elevators was 67.8 percent at the same period.

## NATIONAL STATISTICS OFFICE OF GEORGIA

---

17.02.2025

Total amount of products sold by the elevators during the IV quarter of 2024 amounted to 50.8 thousand tones (total value – 70.1 million GEL), 43.4 percent of which was imported production and 42.8 percent was local (own produced) products.

The biggest share among own production, in terms of volume as well as value, had wheat flour, which constituted to 78.9 percent of total own production sold by the elevators at the same period.

According to survey results, average daily load per storage (out of total capacity of storages in percentage) amounted to 50.0 percent in October, 51.6 percent in November and 51.2 percent in December.

**National Statistics Office of Georgia**

**CONTACT PERSONS:**

Daviti Zhorzholiani, Tel: 2 36 72 10 (601) E-mail: [dzhorzholiani@geostat.ge](mailto:dzhorzholiani@geostat.ge)

Mariam Kavelashvili, Tel: 2 36 72 10 (020), E-mail: [mkavelashvili@geostat.ge](mailto:mkavelashvili@geostat.ge)

---