

NATIONAL STATISTICS OFFICE OF GEORGIA

**INDICATORS OF VOCATIONAL
EDUCATION INSTITUTIONS**

2024



28.02.2025

INDICATORS OF VOCATIONAL EDUCATION INSTITUTIONS (2024)

By the end of 2024, 122 educational institutions (75 public and 47 private) were in Georgia that conducted admission of students in vocational education programs.

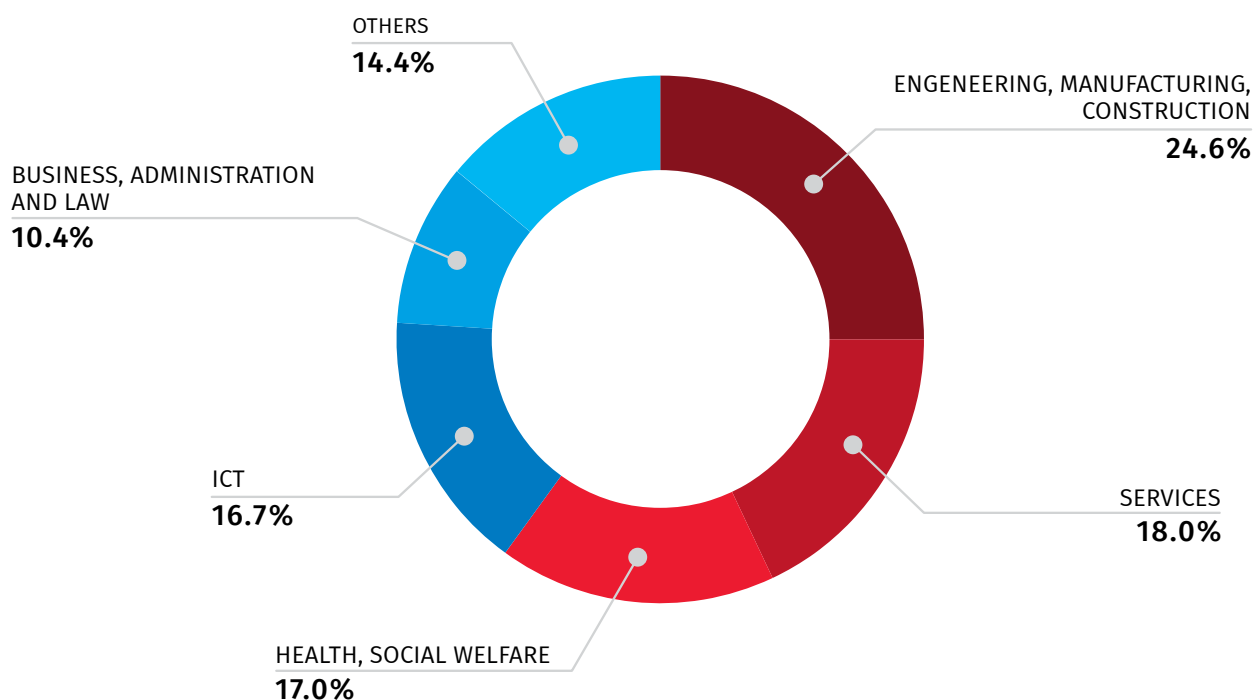
In 2024, 17.1 thousand students were admitted, 49.7 % of whom are women and 50.3% men.

Compared to 2023, student admissions have increased by 10.3 %.

The chart below presents the number of admitted students by vocational education programs in 2024.

CHART №1

DISTRIBUTIONS OF ADMITTED STUDENTS BY PROGRAMS, 2024



28.02.2025

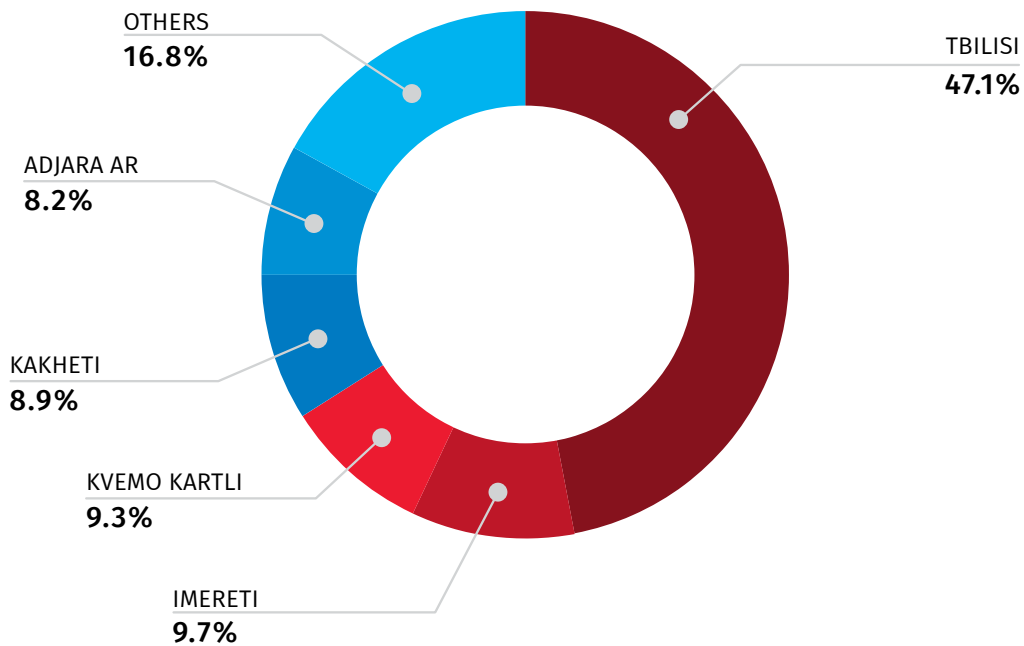
As for the data by regions, Tbilisi has the leading position with the number of admitted students (36.4%), followed by Adjara (18.6%), Imereti (11.9%), Kvemo Kartli (10.1%), Samegrelo-Zemo Svaneti (8.9%), Kakheti (4.8%).

In 2024, 257 students were admitted with special educational needs, 31.1 % of whom are women and 68.9% men. As for the data by regions, Tbilisi has the leading position with the number of admitted students (47.1%).

The chart below presents the number of admitted students with special educational needs by regions in 2024.

CHART №2

**DISTRIBUTIONS OF ADMITTED STUDENTS
WITH SPECIAL EDUCATIONAL NEEDS BY REGIONS, 2024**



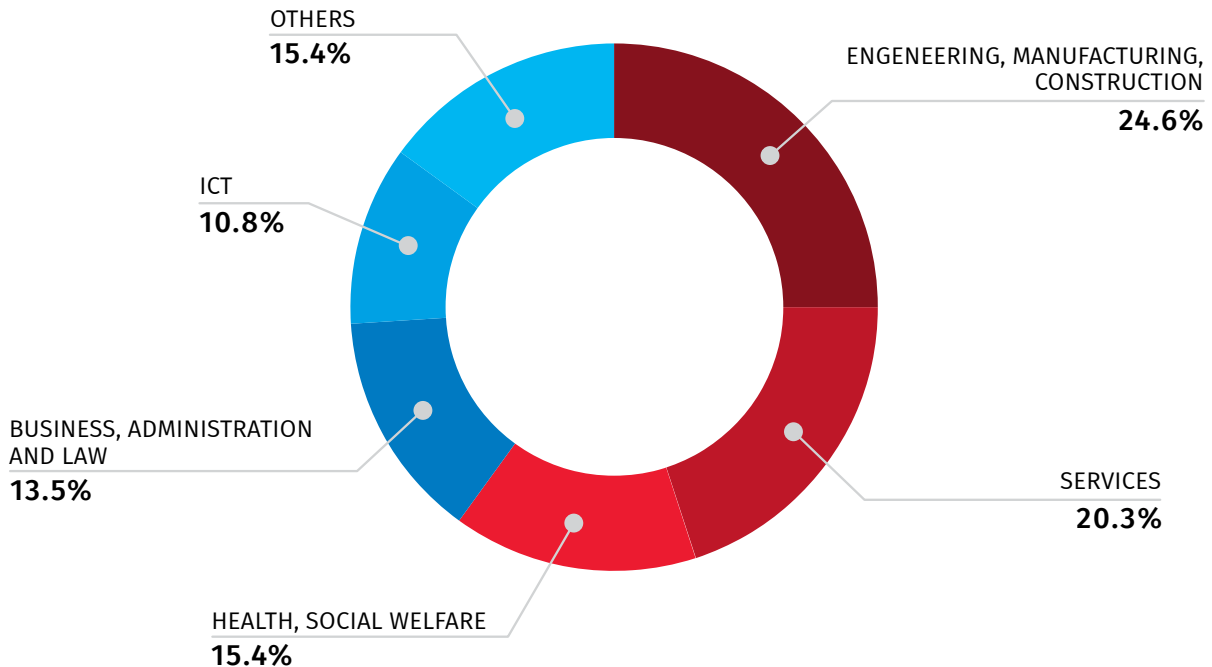
28.02.2025

In 2024, the number of graduates was 9.5 thousand, out of which 47.7 % were women and 52.3 % - men. Most of them come from Engineering, Manufacturing, Construction (24.6%) programs, Services (20.3%), Business, Administration and Law (13.5%) programs.

The chart below presents the number of graduates by vocational education programs in 2024.

CHART №3

**DISTRIBUTION OF GRADUATES BY PROGRAMS,
2024**



CONTACT PERSONS:

Vasil Tsakadze, Tel.: (+995 32) 236 72 10 (600), E-mail: vtsakadze@geostat.ge

Mariam Kavelashvili, Tel.: 2 36 72 10 (020), E-mail: mkavelashvili@geostat.ge