



NATIONAL STATISTICS OFFICE OF GEORGIA

AIR TRANSPORT STATISTICS OF GEORGIA 2024



04.03.2025
www.geostat.ge

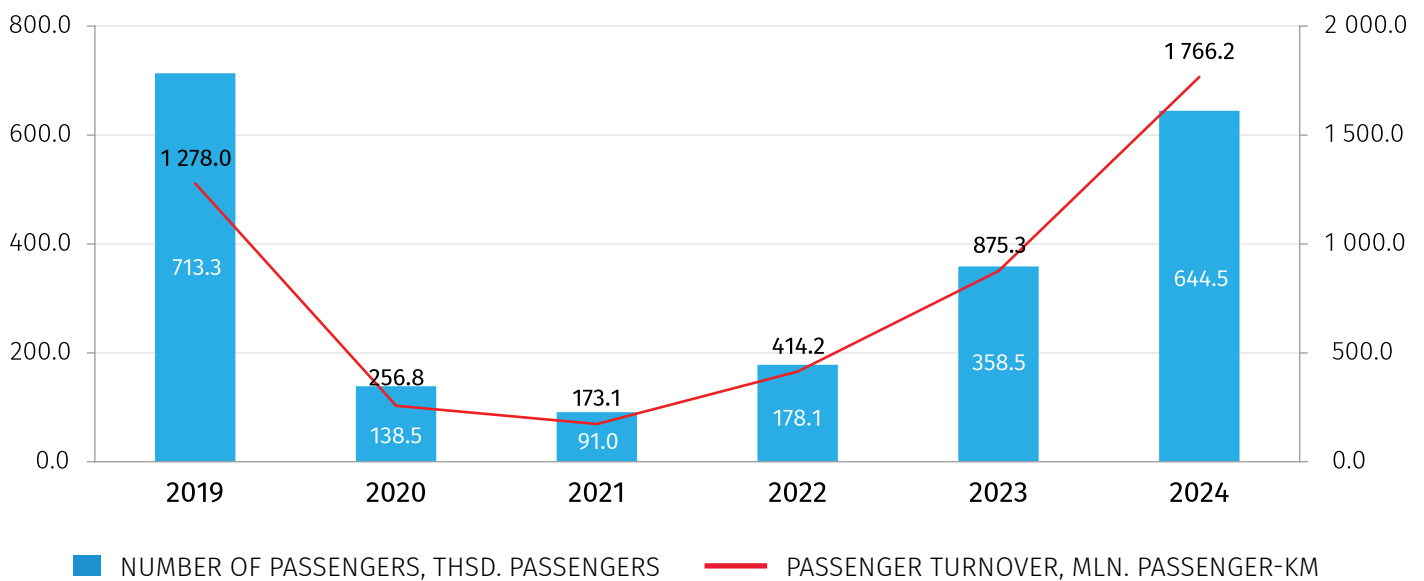
04.03.2025

MAIN INDICATORS OF AIR TRANSPORT

(2024)

In 2024, airway companies of Georgia transported 644.5 thousand passengers and the passenger turnover amounted to 1 766.2 million passenger-kilometer. Compared to 2023, the number of passengers increased 1.8 times and the passenger turnover increased 2.0 times.

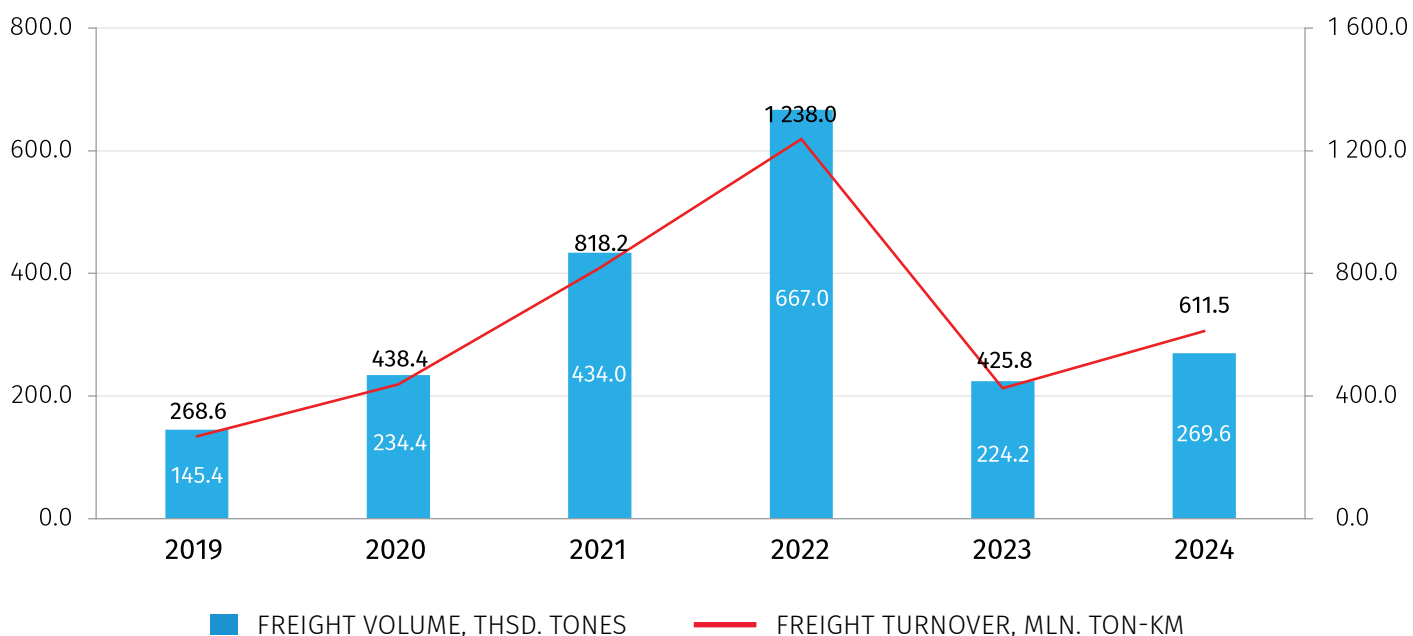
NUMBER OF PASSENGERS AND PASSENGER TURNOVER



04.03.2025

In 2024, airway companies of Georgia transported 269.6 thousand tons of freight and the freight turnover amounted to 611.5 million ton-kilometer. Compared to the previous year, the freight volume (by 20.3 percent) and the freight turnover (by 43.6 percent) increased.

FREIGHT VOLUME AND FREIGHT TURNOVER

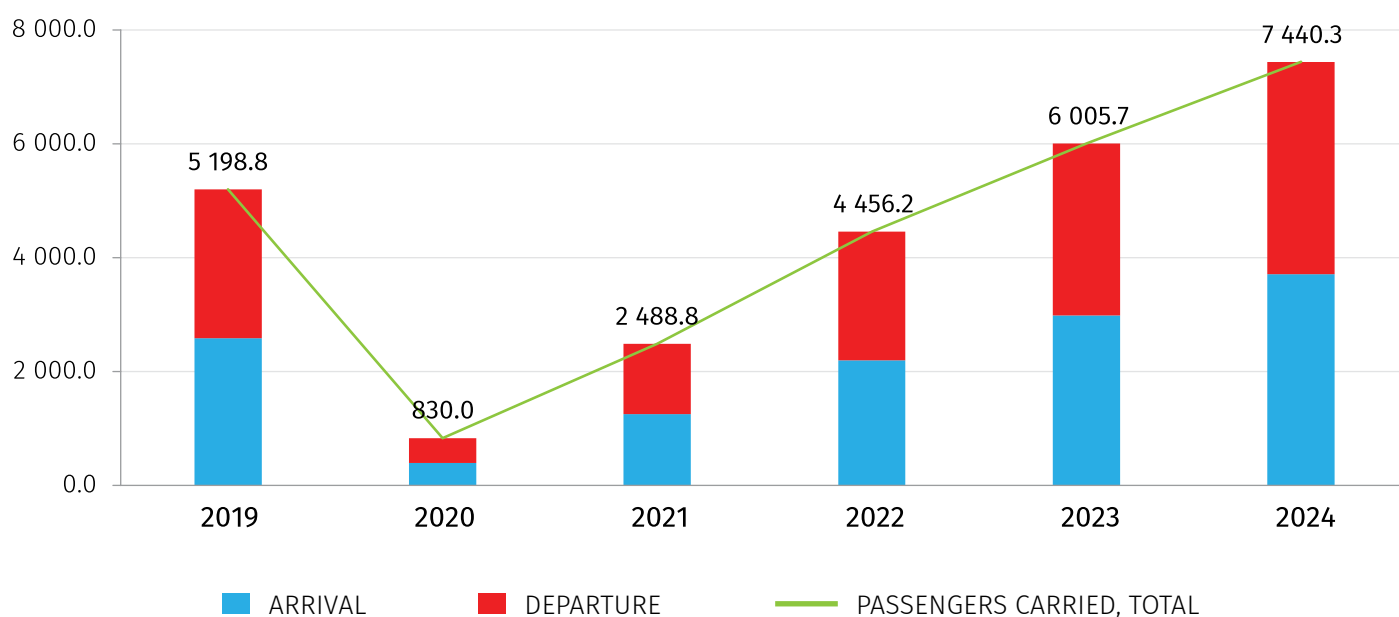


NATIONAL STATISTICS OFFICE OF GEORGIA

04.03.2025

In 2024, the number of passengers carried in the airports of Georgia increased by 23.9 percent compared to the previous year and amounted to 7 440.3 thousand persons¹ - 3 711.6 thousand passengers (24.2 percent more) arrived to and 3 728.7 thousand passengers (23.5 percent more) departed from the airports of Georgia.

**PASSENGERS CARRIED IN AIRPORT OF GEORGIA,
(THOUSAND PERSONS)**



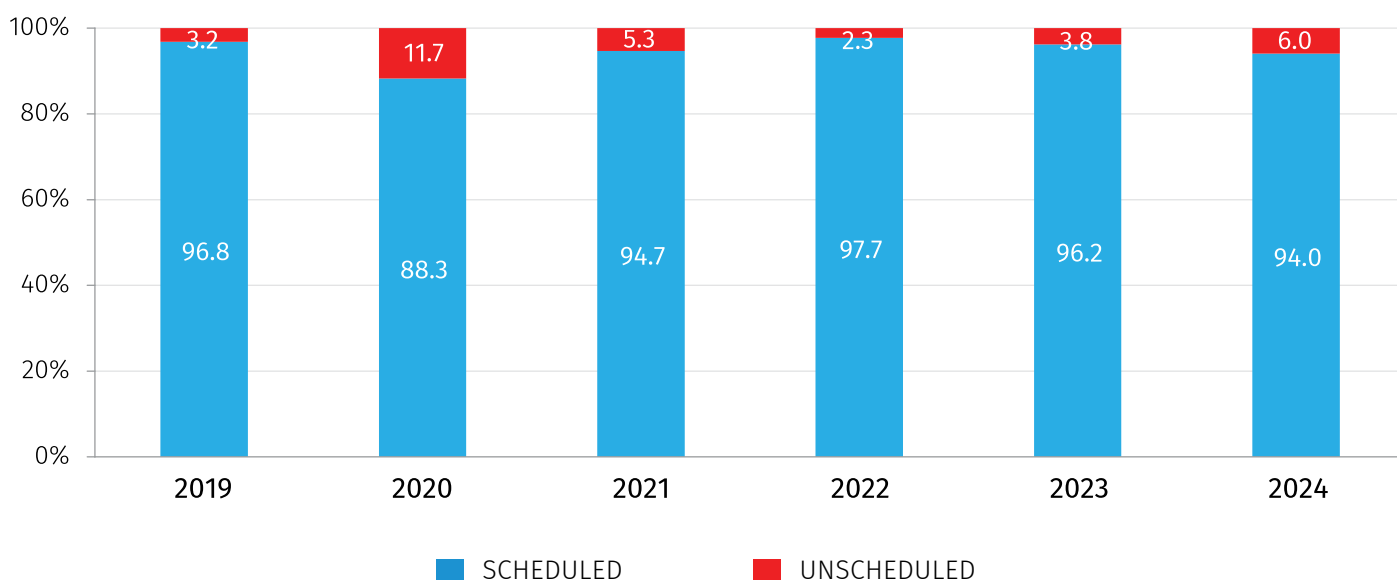
¹ Source: LEPL Georgian Civil Aviation Agency

NATIONAL STATISTICS OFFICE OF GEORGIA

04.03.2025

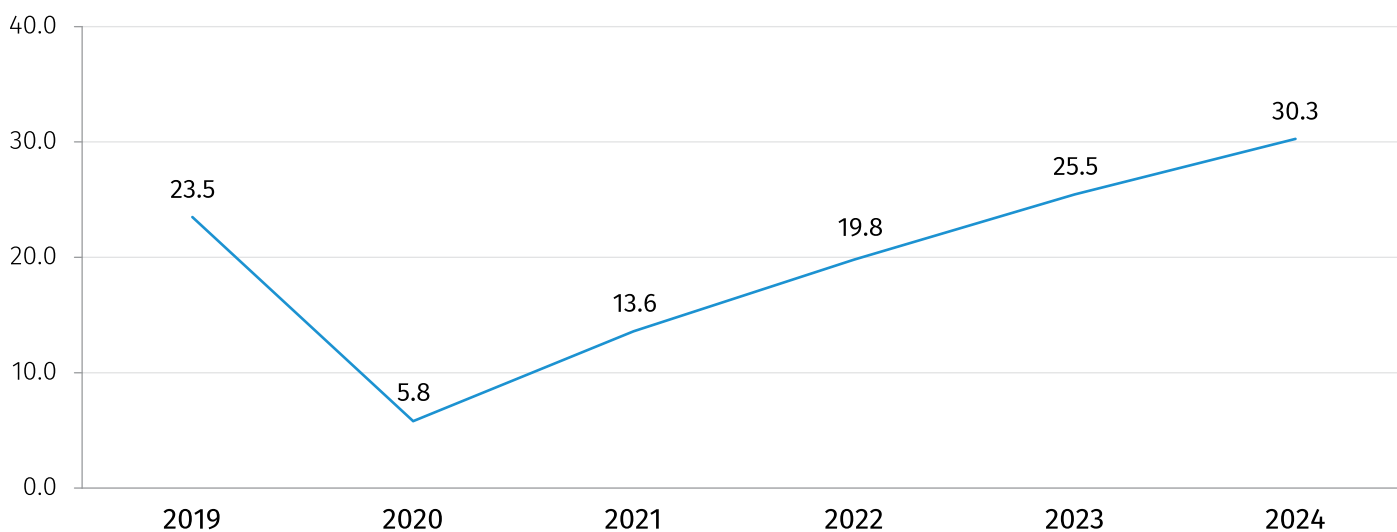
In 2024, scheduled flights carried 94.0 percent of passengers in airports of Georgia.

**DISTRIBUTION OF PASSENGERS BY FLIGHT CATEGORY,
(%)**



In 2024, the number of passenger flights from Georgian airports increased by 18.9 percent compared to the previous year and amounted to 30.3 thousands.

**NUMBER OF PASSENGER FLIGHTS,
(THOUSAND)**

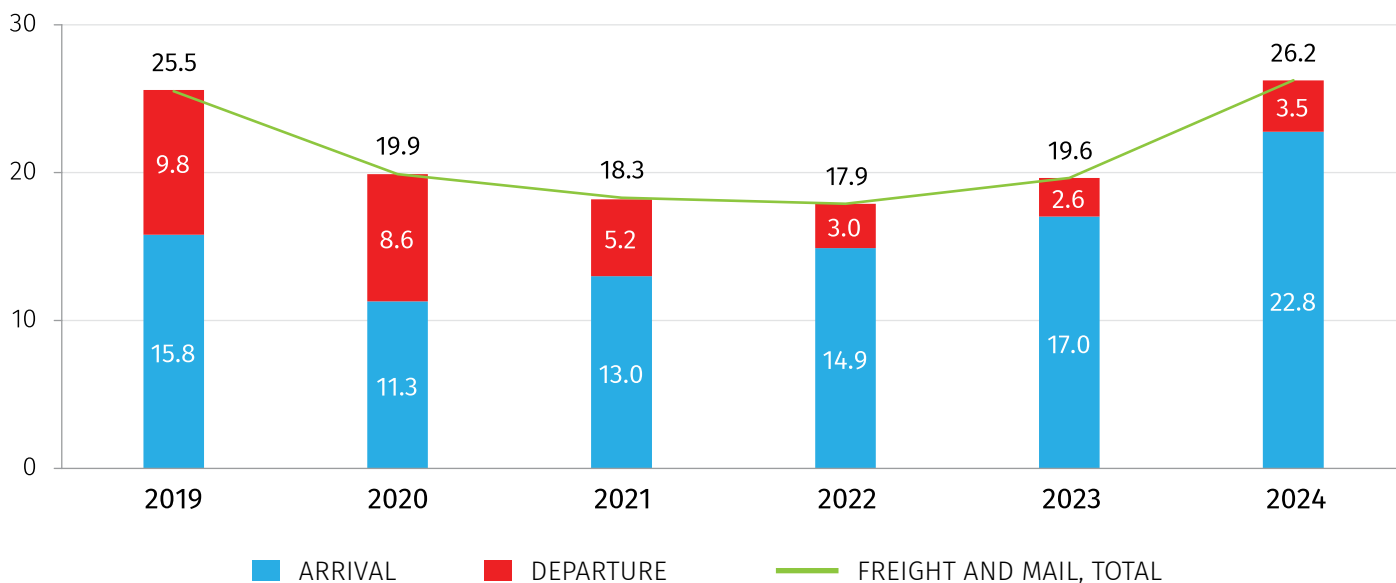


NATIONAL STATISTICS OFFICE OF GEORGIA

04.03.2025

In 2024, in airports of Georgia volume of freight and mail amounted to 26.2 thousand tons, of which 86.7 percent was arrived freight and 13.3 percent was departed freight.

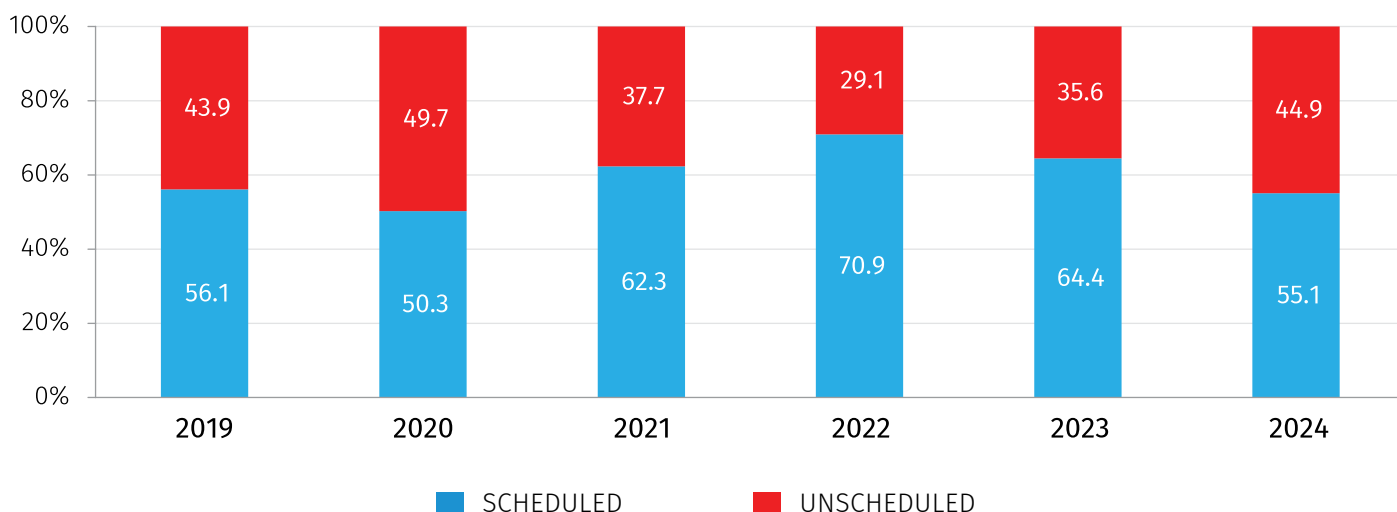
FREIGHT AND MAIL CARRIED IN AIRPORTS OF GEORGIA, (THOUSAND TONS)



04.03.2025

The chart below shows the distribution of freight and mail volume carried in Georgian airports by flight categories.

**PERCENTAGE DISTRIBUTION OF FREIGHT AND MAIL VOLUME BY FLIGHT CATEGORY,
(%)**



In 2024, 2.2 thousand freight flights were carried out in the airports of Georgia and that is 2.1 times more than the same figure of 2023.

In 2024, 70 aircraft (16.7 percent more than in the previous year) were registered in the Georgian civil aircraft register, out of which 78.6 percent were passenger aircrafts and 21.4 percent were cargo aircraft. 76.4 percent of passenger aircraft had fewer than 50 seats, 10.9 percent had between 51 and 150 seats, and 12.7 percent had between 151-250 or more seats.

In 2024 Georgian airports were equipped with six runways, 58 check-in points, 25 passenger gates and 1.9 thousand parking places for private cars.

CONTACT PERSONS:

Daviti Zhorzholiani, Tel.: (+995 32) 236 72 10 (601), E-mail: dzhorzholiani@geostat.ge

Mariam Kavelashvili, Tel.: (+995 32) 236 72 10 (020), E-mail: mkavelashvili@geostat.ge