

NATIONAL STATISTICS OFFICE OF GEORGIA

**AVERAGE MONTHLY NOMINAL
EARNINGS OF EMPLOYEES
2024 IV QUARTER**



18.03.2025

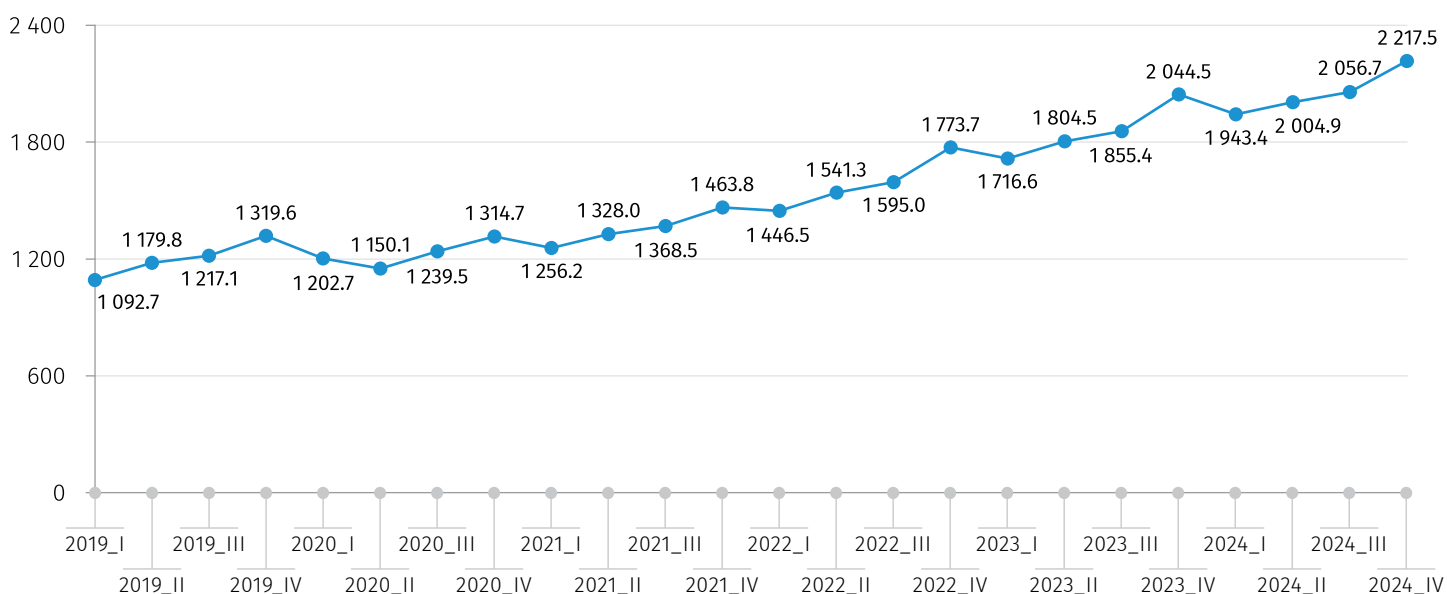
AVERAGE MONTHLY NOMINAL EARNINGS OF EMPLOYEES (IV QUARTER, 2024)

In the IV quarter of 2024, the average monthly nominal earnings in Georgia increased by 8.5 percent (173.0 GEL) compared to the same quarter of the previous year and amounted to 2 217.5 GEL.

The chart below presents the distribution of the average monthly earnings of employees in 2019-2024, by quarters.

CHART №1

AVERAGE MONTHLY EARNINGS BY QUARTERS (GEL)



18.03.2025

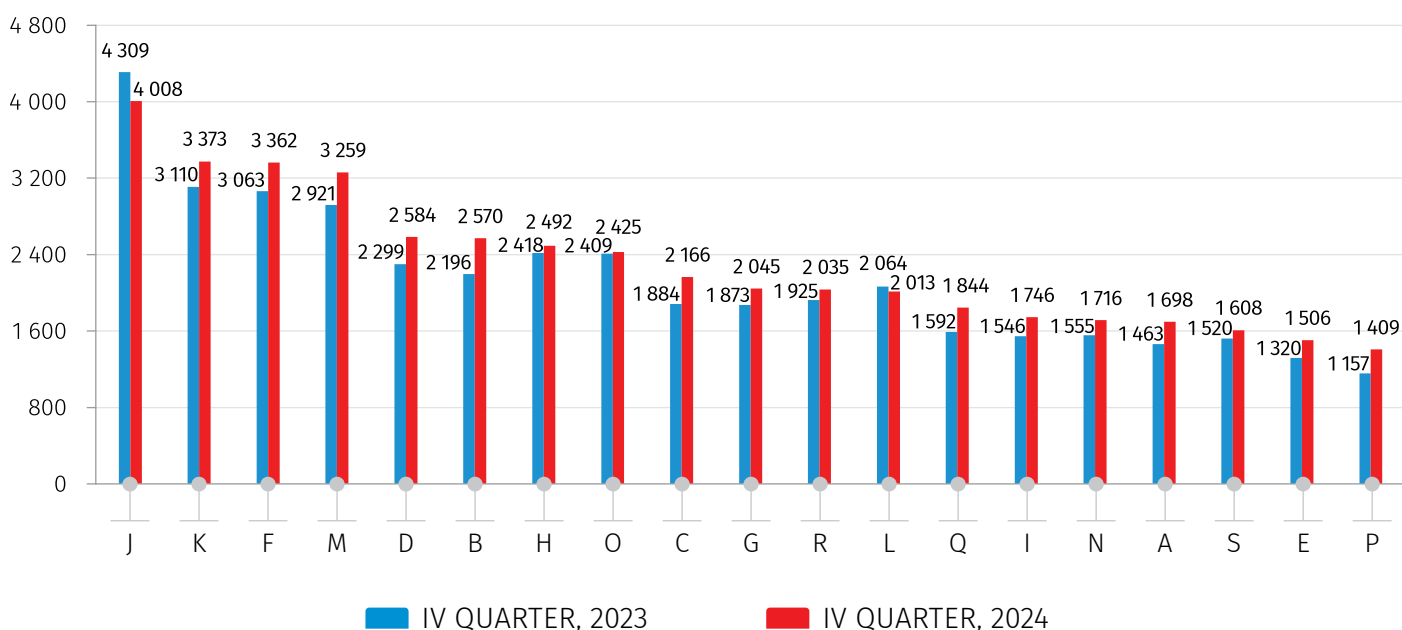
According to the economic activity the highest monthly earnings were observed in the following fields:

- Information and communication – 4 008.3 Gel (decreased by 7.0 percent compared to the corresponding period of the previous year);
- Financial and insurance activities – 3 373.5 Gel (increased by 8.5 percent);
- Construction – 3 361.8 Gel (increased by 9.8 percent);
- Professional, scientific and technical activities – 3 259.1 Gel (increased by 11.6 percent).

The chart below presents the distribution of the average monthly earnings by economic activity in the IV quarter of 2023-2024.

CHART №2

**AVERAGE MONTHLY EARNINGS BY ECONOMIC ACTIVITY
IN THE IV QUARTER OF 2023-2024
(GEL)**



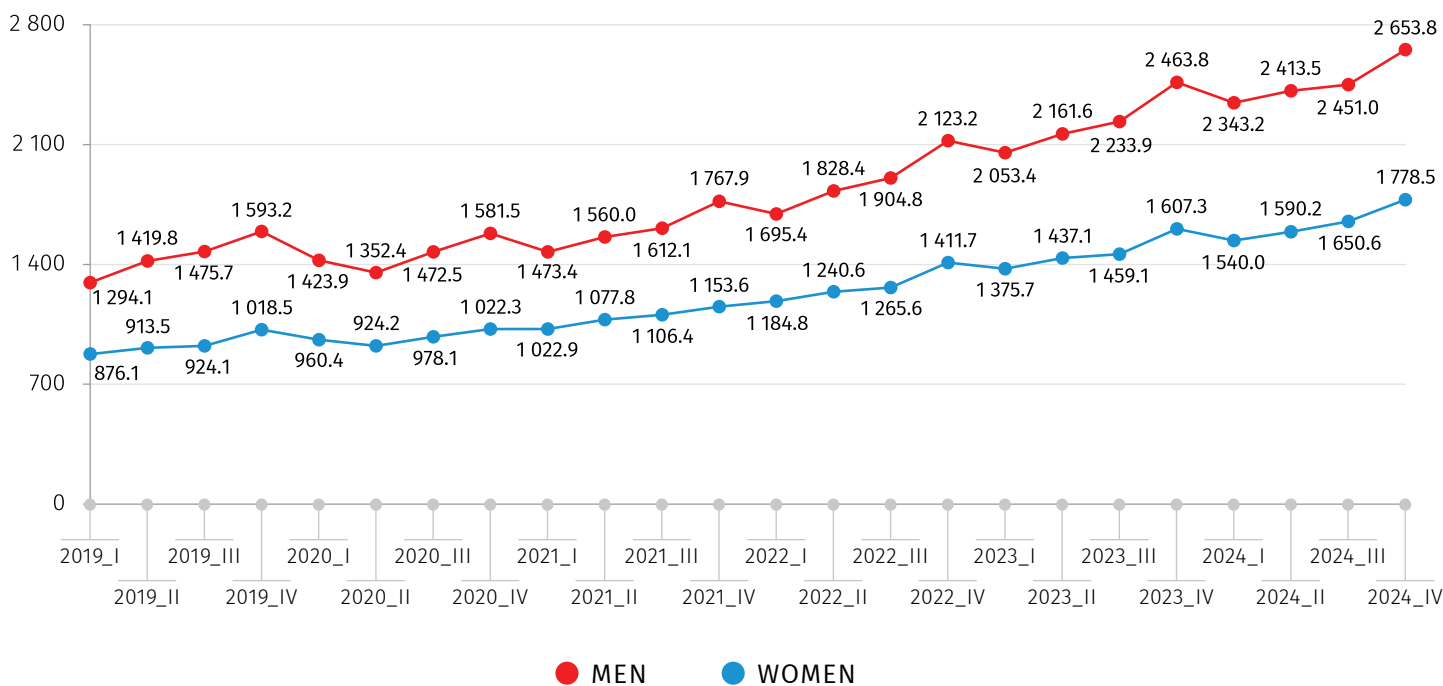
18.03.2025

In the fourth quarter of 2024, the average earnings for women equaled 1 778.5 GEL, while for men, they were 2 653.8 GEL. The annual earnings growth amounted to 171.2 GEL (10.7%) for women and 189.9 GEL (7.7%) for men. In all sectors, the average monthly earnings of men were higher than those of women.

The chart below presents the distribution of the average monthly earnings of employees by sex in 2019-2024, by quarters.

CHART №3

AVERAGE MONTHLY EARNINGS BY SEX
(GEL)



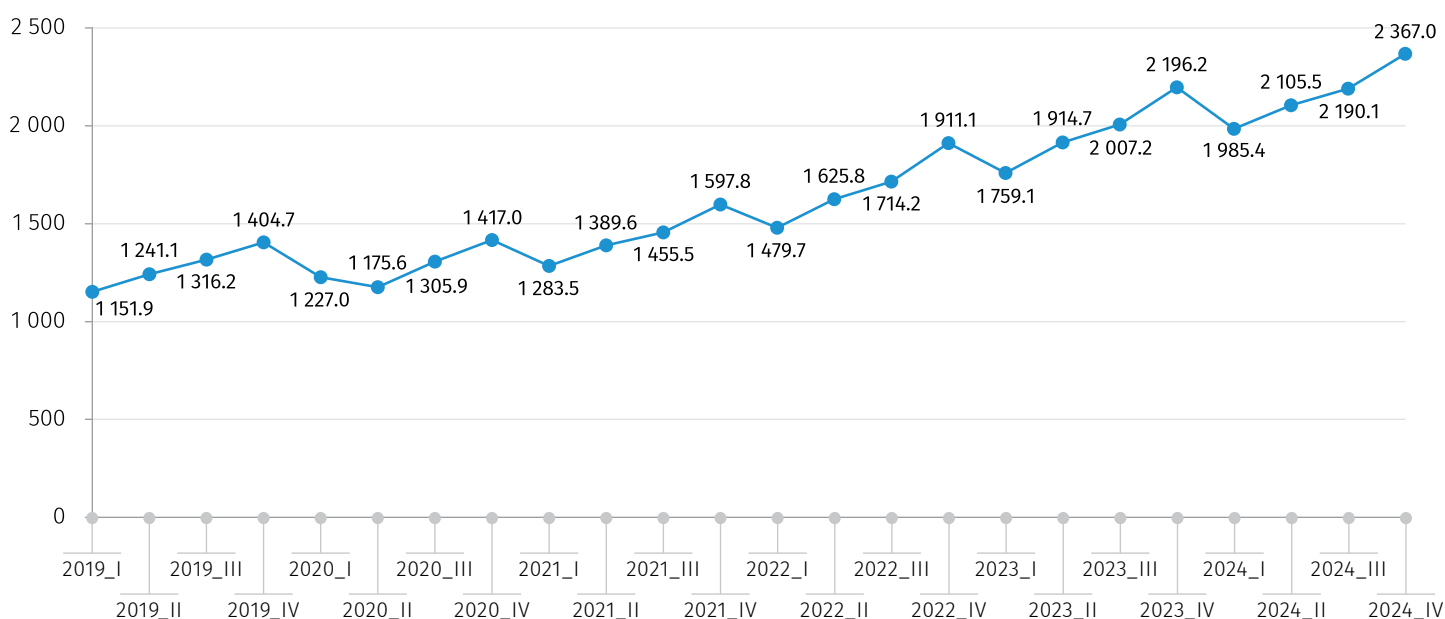
18.03.2025

In the IV quarter of 2024, the average monthly earnings of employees in the business sector increased by 170.8 GEL (7.8%) and equaled 2 367.0 GEL. According to the economic activity the highest monthly earnings were observed in Information and communication (4 078.2 Gel, decreased by 7.7 percent compared to the corresponding period of the previous year) and Professional, scientific and technical activities (3 663.5 GEL, increased by 8.0 percent).

The chart below presents the distribution of the average monthly earnings of employees in the business sector in 2019-2024, by quarters.

CHART №4

AVERAGE MONTHLY EARNINGS OF EMPLOYEES IN BUSINESS SECTOR
(GEL)



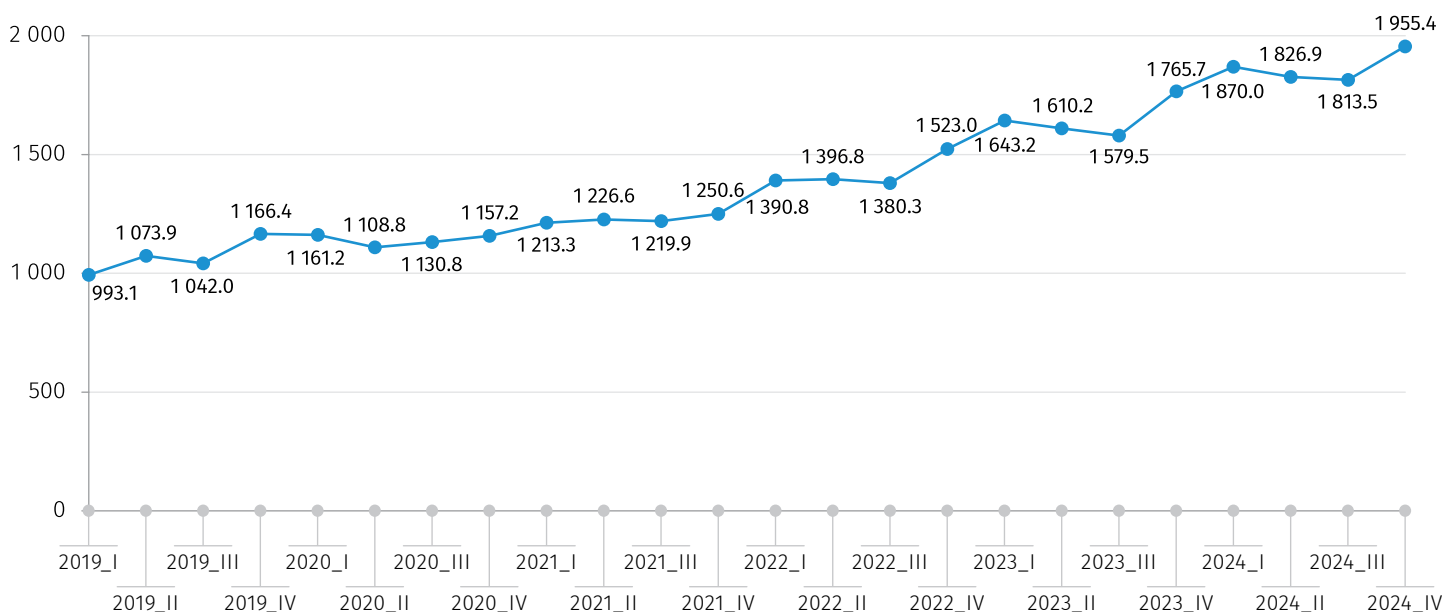
18.03.2025

In the IV quarter of 2024, compared to the same quarter of the previous year, the average monthly earnings of employees in the non-business and financial sector increased by 189.7 GEL (10.7%) and amounted to 1 955.4 GEL. According to the economic activity the highest monthly earnings were observed in the Financial and insurance activities.

The chart below presents the distribution of the average monthly earnings of employees in the non-business and financial sector in 2019-2024, by quarters.

CHART №5

AVERAGE MONTHLY EARNINGS OF EMPLOYEES IN NON-BUSINESS AND FINANCIAL SECTOR (GEL)



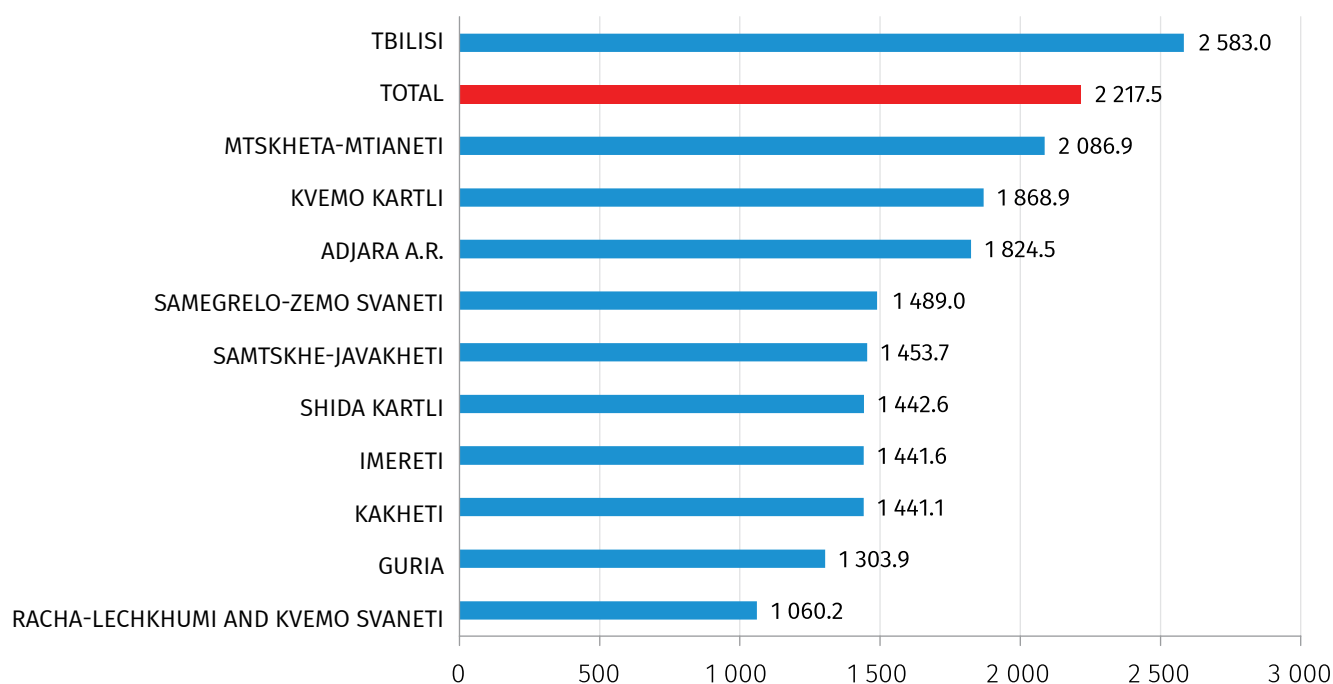
NATIONAL STATISTICS OFFICE OF GEORGIA

18.03.2025

Tbilisi and Mtskheta-Mtianeti regions are leading regions by amount of the average earnings. The chart below presents the distribution of the average monthly nominal earnings of employees by regions in the IV quarter of 2024.

CHART №6

AVERAGE MONTHLY NOMINAL EARNINGS OF EMPLOYEES BY REGIONS*
(GEL)



*Some enterprises and organizations are represented by the location of the head office.

18.03.2025

NOTES

Classification of the economic activities used in the release is based on the European standard **NACE rev.2**

Definition of Sections:

A	Agriculture, forestry and fishing
B	Mining and quarrying
C	Manufacturing
D	Electricity, gas, steam and air conditioning supply
E	Water supply, sewerage, waste management and remediation activities
F	Construction
G	Wholesale and retail trade; repair of motor vehicles and motorcycles
H	Transportation and storage
I	Accommodation and food service activities
J	Information and communication
K	Financial and insurance activities
L	Real estate activities
M	Professional, scientific and technical activities
N	Administrative and support service activities
O	Public administration and defence; compulsory social security
P	Education
Q	Human health and social work activities
R	Arts, entertainment and recreation
S	Other service activities

CONTACT PERSONS:

Vasil Tsakadze, Tel.: (+995 32) 236 72 10 (600). E-mail: vtsakadze@geostat.ge

Mariam Kavelashvili, Tel.: (+995 32) 236 72 10 (020). E-mail: mkavelashvili@geostat.ge