

NATIONAL STATISTICS OFFICE OF GEORGIA

**PRODUCER PRICE INDEX
FOR INDUSTRIAL
PRODUCTS IN GEORGIA
FEBRUARY 2025**



20.03.2025

PRODUCER PRICE INDEX FOR INDUSTRIAL PRODUCTS IN GEORGIA

FEBRUARY 2025

In February 2025, the Producer Price Index for Industrial Products increased by 0.3 percent compared to the previous month, while compared to February 2024, the index increase amounted to 6.1 percent.

The prices for **mining and quarrying** increased by 3.9 percent **compared to January 2025**, resulting in a 0.24 percentage point contribution to the overall monthly PPI change. In the same period, the prices for **manufactured products** increased by 0.1 percent, contributing 0.08 percentage points to the monthly index change. Within the group, a noteworthy price increase was registered for food products (0.8 percent) and rubber and plastic products (2.9 percent). Besides, the prices increased for **water supply, sewerage, waste management and remediation services** by 0.1 percent.

The annual PPI rate was mainly affected by price changes for the following products:

- **Mining and quarrying:** the prices were 30.1 percent higher, contributing 1.64 percentage points to the overall annual index change. Within the group, the prices were higher for the subgroup of metal ores (36.5 percent);
- **Manufactured products:** the prices increased by 4.5 percent, contributing 3.63 percentage points to the overall annual index increase. There was a notable increase in the prices for the following subgroups: beverages (7.9 percent) and basic metals (6.0 percent);
- **Electricity, gas, steam and air conditioning:** the annual price increase amounted to 6.8 percent, which contributed 0.73 percentage points to the annual index change;
- **Water supply, sewerage, waste management and remediation services:** the annual price increase amounted to 2.5 percent, which contributed 0.06 percentage points to the annual index growth.

NATIONAL STATISTICS OFFICE OF GEORGIA

20.03.2025

The following table presents the Producer Price Index (compared to the previous month and the corresponding month of the previous year) and the relevant contributions of the products to the changes in the overall index:

PRODUCER PRICE INDEX FOR INDUSTRIAL PRODUCTS IN GEORGIA FEBRUARY 2025

CODE	GROUPS	OVER JANUARY 2025	CONTRIBUTIONS* TO MONTHLY CHANGES	OVER FEBRUARY 2024	CONTRIBUTIONS* TO ANNUAL CHANGES
	TOTAL	100.3	0.32	106.1	6.07
B	Mining and quarrying	103.9	0.24	130.1	1.64
05	Coal and lignite	98.0	0.00	105.9	0.01
06	Crude petroleum and natural gas	94.1	-0.02	103.2	0.01
07	Metal ores	105.3	0.24	136.5	1.49
08	Other mining and quarrying products	101.2	0.02	113.4	0.14
C	Manufactured products	100.1	0.08	104.5	3.63
10	Food products	100.8	0.23	102.3	0.65
11	Beverages	99.4	-0.10	107.9	1.20
12	Tobacco products	100.0	0.00	99.0	0.00
13	Textiles	100.2	0.00	106.6	0.02
14	Wearing apparel	98.8	-0.02	104.3	0.10
15	Leather and related products	99.8	0.00	99.9	0.00
16	Wood and of products of wood and cork, except furniture; articles of straw and plaiting materials	99.3	0.00	96.3	-0.02
17	Paper and paper products	100.8	0.01	112.5	0.11
18	Printing and recording services	99.8	0.00	96.9	-0.03
19	Coke and refined petroleum products	102.2	0.02	97.0	0.00
20	Chemicals and chemical products	100.0	0.00	101.9	0.04
21	Basic pharmaceutical products and pharmaceutical preparations	97.2	-0.04	99.9	0.00
22	Rubber and plastic products	102.9	0.07	102.3	0.06
23	Other non-metallic mineral products	100.1	0.01	107.1	0.55
24	Basic metals	98.0	-0.14	106.0	0.80

* Individual contributions may not sum up to the total changes in the index due to rounding.

NATIONAL STATISTICS OFFICE OF GEORGIA

20.03.2025

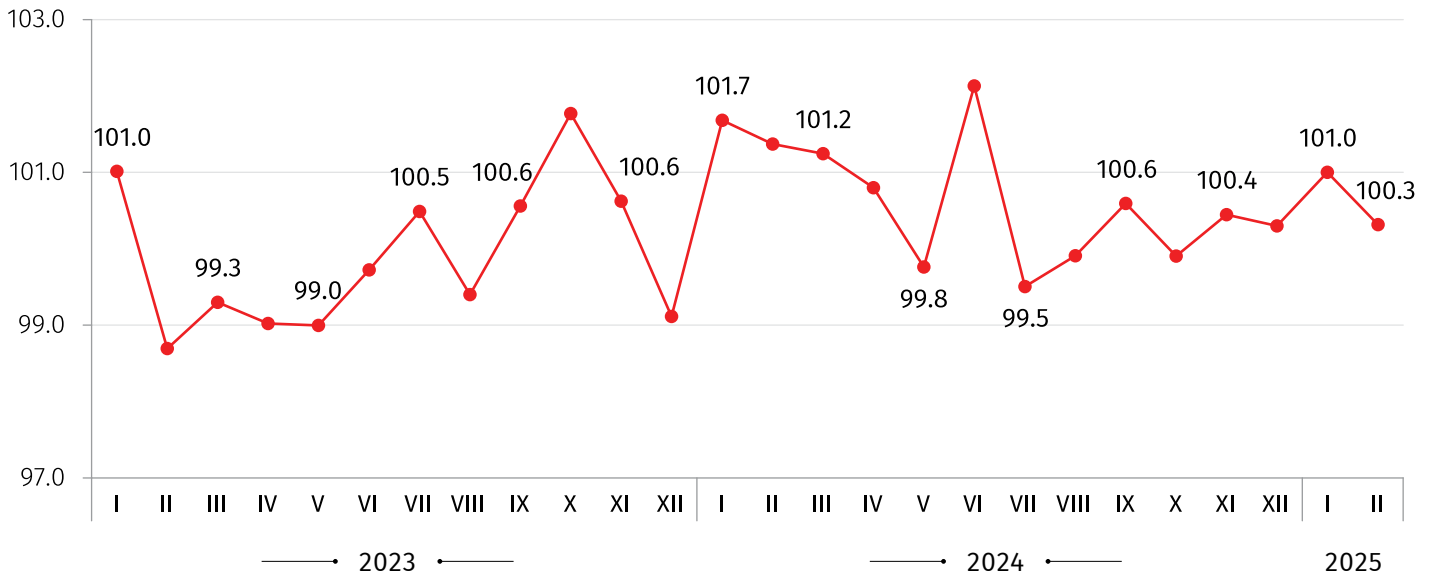
CODE	GROUPS	OVER JANUARY 2025	CONTRIBUTIONS* TO MONTHLY CHANGES	OVER FEBRUARY 2024	CONTRIBUTIONS* TO ANNUAL CHANGES
25	Fabricated metal products, except machinery and equipment	100.2	0.00	103.8	0.08
27	Electrical equipment	106.4	0.05	107.1	0.05
28	Machinery and equipment n.e.c.	95.4	0.00	112.5	0.02
31	Furniture	100.0	0.00	100.4	0.00
32	Other manufactured goods	98.6	-0.01	103.1	0.01
33	Repair and installation services of machinery and equipment	99.3	-0.01	101.3	0.01
D	Electricity, gas, steam and air conditioning	100.0	0.00	106.8	0.73
35	Electricity, gas, steam and air conditioning	100.0	0.00	106.8	0.73
E	Water supply, sewerage, waste management and remediation services	100.1	0.00	102.5	0.06
36	Natural water, water treatment and supply services	100.0	0.00	100.0	0.00
38	Waste collection, treatment and disposal services; materials recovery services	100.3	0.00	107.3	0.06

* Individual contributions may not sum up to the total changes in the index due to rounding.

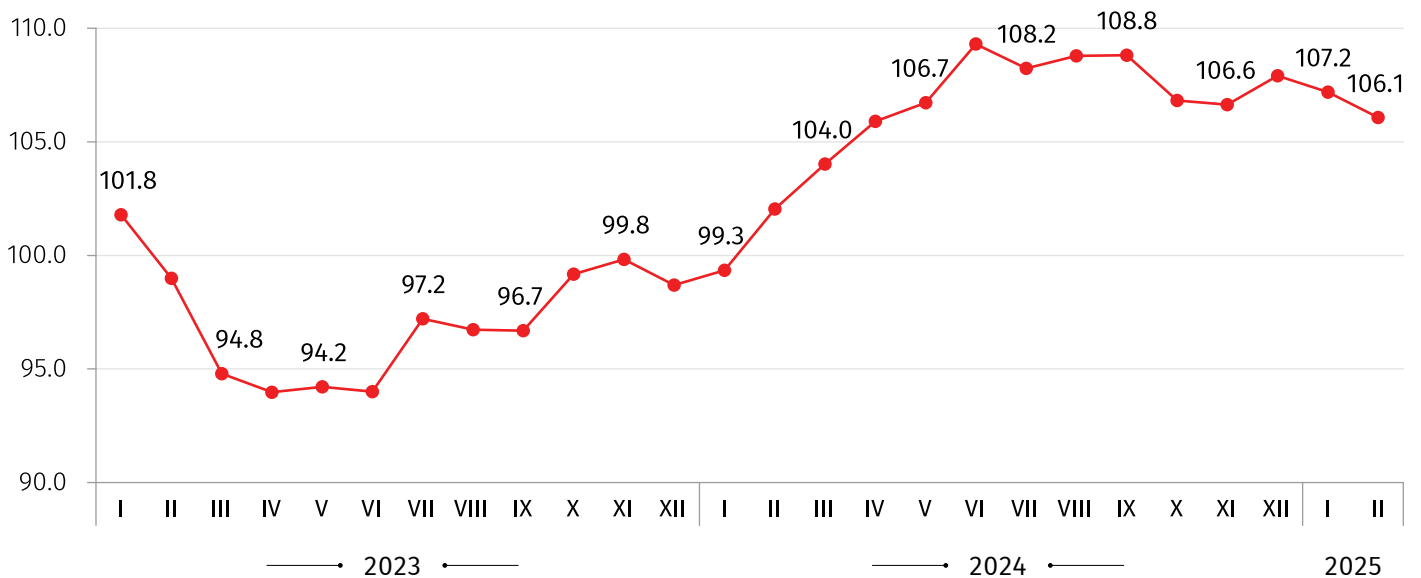
NATIONAL STATISTICS OFFICE OF GEORGIA

20.03.2025

PRODUCER PRICE INDEX FOR INDUSTRIAL PRODUCTS (PREVIOUS MONTH=100)



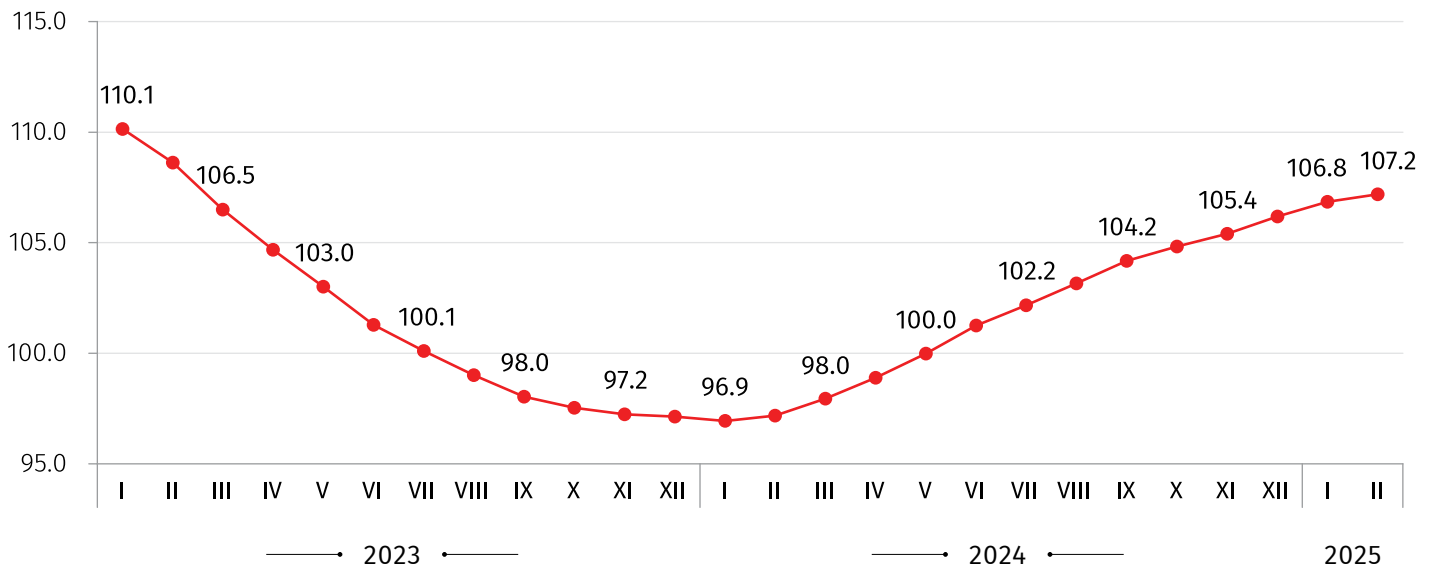
PRODUCER PRICE INDEX FOR INDUSTRIAL PRODUCTS (THE SAME MONTH OF THE PREVIOUS YEAR =100)



NATIONAL STATISTICS OFFICE OF GEORGIA

20.03.2025

PRODUCER PRICE INDEX FOR INDUSTRIAL PRODUCTS (12 MONTH AVERAGE OVER THE PREVIOUS 12 MONTH AVERAGE)



CONTACT PERSON:

Giorgi Tetrauli, Tel: (+995 32) 236 72 10 (400). E-mail: gtetrauli@geostat.ge

Mariam Kavelashvili. Tel: (+995 32) 236 72 10 (020). E-mail: mkavelashvili@geostat.ge