

NATIONAL STATISTICS OFFICE OF GEORGIA

**SUMMARY OF VITAL STATISTICS
IN GEORGIA
2024**



NATIONAL STATISTICS OFFICE OF GEORGIA

28.03.2025

SUMMARY OF VITAL STATISTICS (BIRTHS, DEATHS, MARRIAGES, DIVORCES, 2024)¹

BIRTHS

The number of live births equaled 39 483 in 2024 (20 755 boys and 18 728 girls), registering a 1.8 percent decrease from the previous year.

TABLE №1

NUMBER OF LIVE BIRTHS BY SEX

YEAR	BOTH SEXES	MALES	FEMALES	SEX RATIO AT BIRTH
2023	40 214	21 010	19 204	109.4
2024	39 483	20 755	18 728	110.8

In 2024, the largest number of live births was recorded in Tbilisi (14 415) while the smallest – in Racha-Lechkhumi and Kvemo Svaneti Region (237).

TABLE №2

NUMBER OF LIVE BIRTHS BY REGIONS

REGION	2023	2024
GEORGIA	40 214	39 483
Tbilisi	13 697	14 415
Adjara A.R.	5 046	4 892
Guria	885	809
Imereti	4 837	4 494
Kakheti	3 103	2 934
Mtskheta-Mtianeti	845	770
Racha-Lechkhumi and Kvemo Svaneti	226	237
Samegrelo-Zemo Svaneti	2 608	2 414
Samtskhe-Javakheti	1 585	1 556
Kvemo Kartli	4 878	4 661
Shida Kartli	2 504	2 301

¹ Not including occupied territories

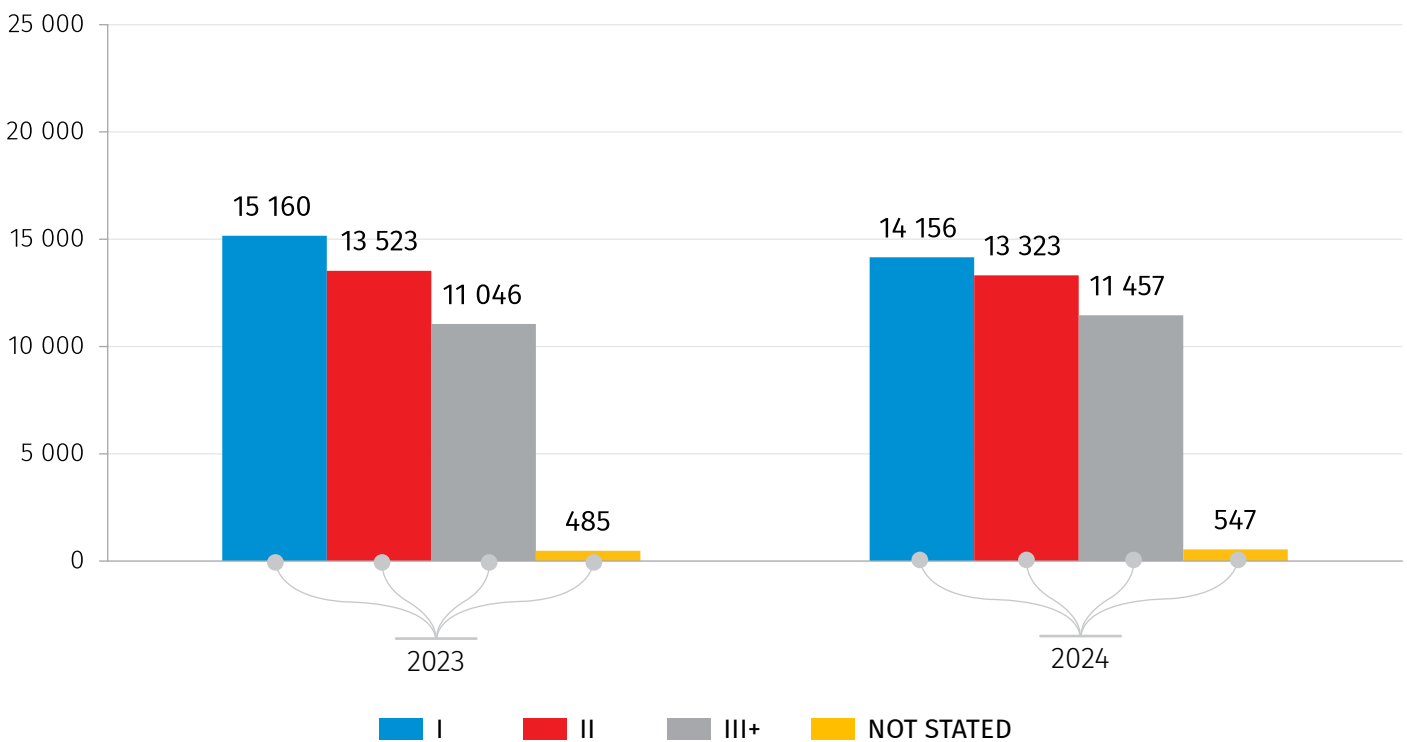
NATIONAL STATISTICS OFFICE OF GEORGIA

28.03.2025

Compared to 2023, in 2024 the share of the first order births in total live births decreased from 37.7 percent to 35.9 percent. The share of the second child remained almost unchanged and equaled 33.7, while the share of the third and next order births increased from 27.5 percent to 29.0 percent.

CHART №1

NUMBER OF LIVE BIRTHS BY ORDER

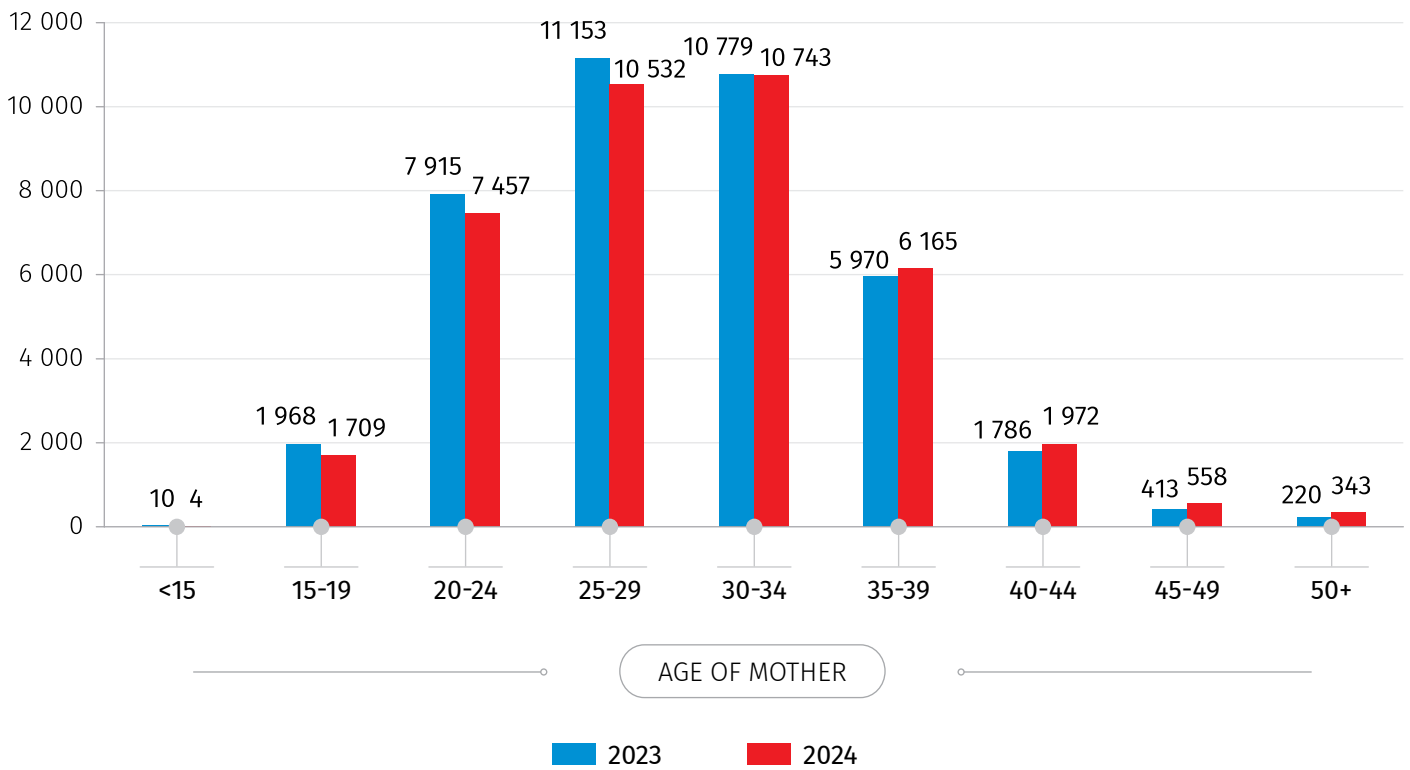


Compared to 2023, in 2024 the share of live births for women aged 25-39 remained almost unchanged (69.5 percent) and decreased for women aged less than 25 (from 24.6 percent to 23.2 percent), while increasing for women aged 40 years and older (from 6.0 percent to 7.3 percent).

28.03.2025

CHART №2

NUMBER OF LIVE BIRTHS BY AGE OF MOTHER



The mean age of mothers at first birth in 2024 equaled 27.0 years.

NATIONAL STATISTICS OFFICE OF GEORGIA

28.03.2025

DEATHS²

In 2024, the number of deaths increased by 2.8 percent in annual terms and totaled 43 971 persons. The largest number of deaths was recorded in Tbilisi (12 492) while the smallest – in Racha-Lechkhumi and Kvemo Svaneti Region (533).

TABLE №3

NUMBER OF DEATHS BY REGIONS

REGION	2023	2024
GEORGIA	42 756	43 971
Tbilisi	12 229	12 492
Adjara A.R.	3 286	3 457
Guria	1 463	1 516
Imereti	7 008	7 212
Kakheti	3 960	3 942
Mtskheta-Mtianeti	1 200	1 327
Racha-Lechkhumi and Kvemo Svaneti	580	533
Samegrelo-Zemo Svaneti	4 119	4 365
Samtskhe-Javakheti	1 740	1 712
Kvemo Kartli	4 159	4 369
Shida Kartli	3 012	3 046

² According to the Statistical Work Programme 2025, number of Deaths by Causes (2024) will be published by the end of June, 2025.

28.03.2025

According to the 2024 data, infant mortality rate (per 1 000 live births) equaled 7.4 ‰.

The under-5 mortality rate (per 1 000 live births) in 2024 totaled 8.6‰.

TABLE №4

**CHILD MORTALITY RATES (PER 1 000 LIVE BIRTHS)
BY SEX**

	CHILD MORTALITY RATE		UNDER-5 MORTALITY RATE	
	2023	2024	2023	2024
BOTH SEXES	8.2	7.4	9.5	8.6
BOYS	8.5	8.3	10.0	9.3
GIRLS	7.8	6.4	9.0	7.8

NATIONAL STATISTICS OFFICE OF GEORGIA

28.03.2025

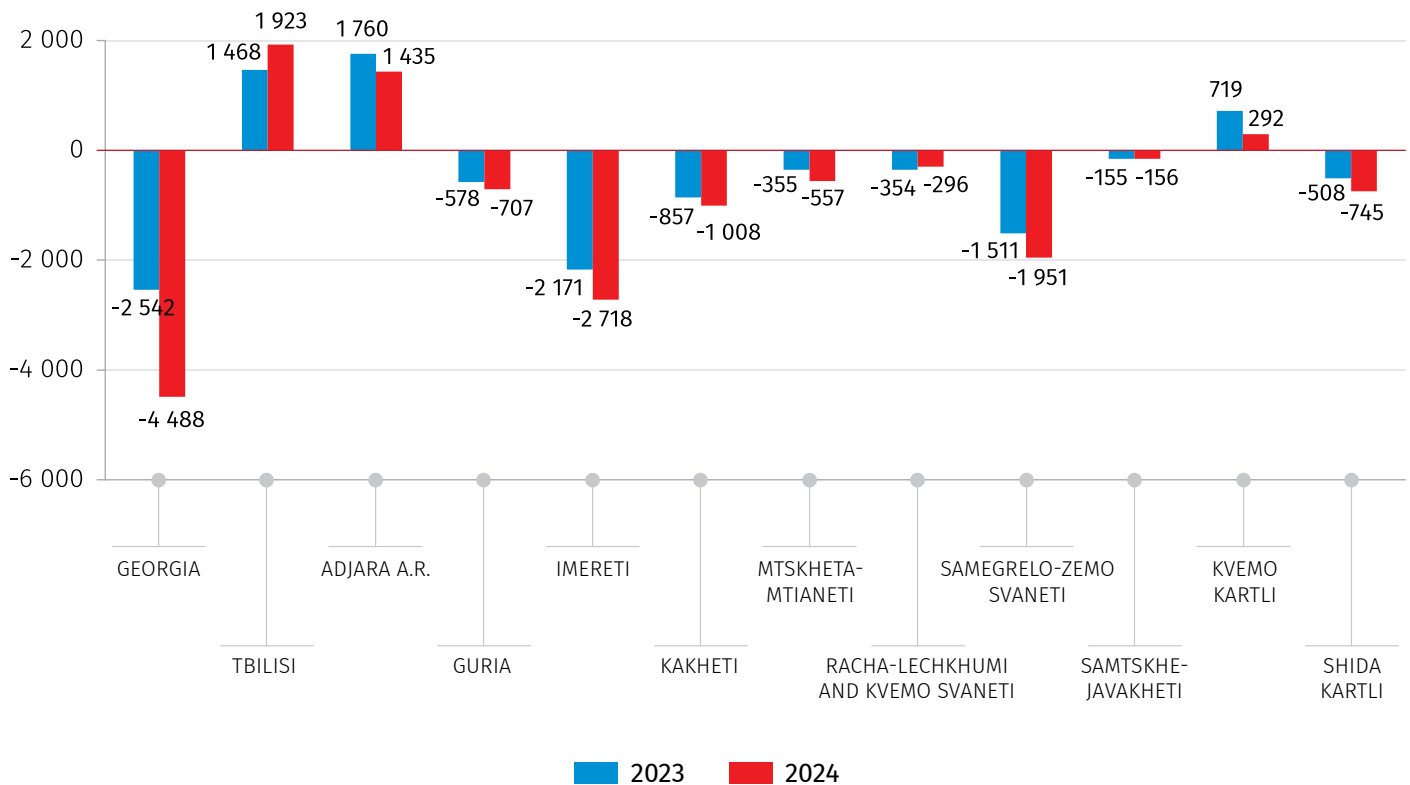
NATURAL INCREASE

According to the 2024 data, the negative natural increase was stated in Georgia (the difference between the number of live births and the number of deaths) equaling -4 488.

A negative natural increase was registered in all regions except Tbilisi, Adjara A.R. and Kvemo Kartli region.

CHART №3

NATURAL INCREASE BY REGIONS



NATIONAL STATISTICS OFFICE OF GEORGIA

28.03.2025

MARRIAGES³

In 2024, 21 653 marriages have been registered, which is a 2.8 percent decrease from the corresponding figure of the previous year.

The mean age of first marriage in 2024 equals 29.9 years for females and 32.2 years for males.

TABLE №5

NUMBER OF REGISTERED MARRIAGES BY REGIONS

REGION	2023	2024
GEORGIA	22 275	21 653
Tbilisi	6 738	6 487
Adjara A.R.	2 208	2 258
Guria	618	597
Imereti	3 334	3 332
Kakheti	1 749	1 657
Mtskheta-Mtianeti	423	405
Racha-Lechkhumi and Kvemo Svaneti	197	194
Samegrelo-Zemo Svaneti	2 011	1 863
Samtskhe-Javakheti	786	810
Kvemo Kartli	2 748	2 657
Shida Kartli	1 463	1 393

³ The number do not include marriages, when the both spouses are citizens of other countries and at the same time non-usual residents of Georgia

NATIONAL STATISTICS OFFICE OF GEORGIA

28.03.2025

DIVORCES

The number of divorces in 2024 equaled 13 520 decreasing by 1.1 percent compared to the previous year.

TABLE №6

NUMBER OF REGISTERED DIVORCES BY REGIONS

REGION	2023	2024
GEORGIA	13 664	13 520
Tbilisi	4 688	4 619
Adjara A.R.	1 054	1 098
Guria	355	421
Imereti	2 285	2 183
Kakheti	965	978
Mtskheta-Mtianeti	259	207
Racha-Lechkhumi and Kvemo Svaneti	90	105
Samegrelo-Zemo Svaneti	1 507	1 483
Samtskhe-Javakheti	287	279
Kvemo Kartli	1 331	1 364
Shida Kartli	843	783

CONTACT PERSONS:

Aleksandre Arabuli, Tel.: 2 36 72 10 (200), E-mail: aarabuli@geostat.ge

Mariam Kavelashvili, Tel.: 2 36 72 10 (020), E-mail: mkavelashvili@geostat.ge