

NATIONAL STATISTICS OFFICE OF GEORGIA

INDICATORS OF THE LABOUR FORCE (EMPLOYMENT AND UNEMPLOYMENT) 2024



15.05.2025
www.geostat.ge

NATIONAL STATISTICS OFFICE OF GEORGIA

15.05.2025

INDICATORS OF THE LABOUR FORCE (EMPLOYMENT AND UNEMPLOYMENT)

2024

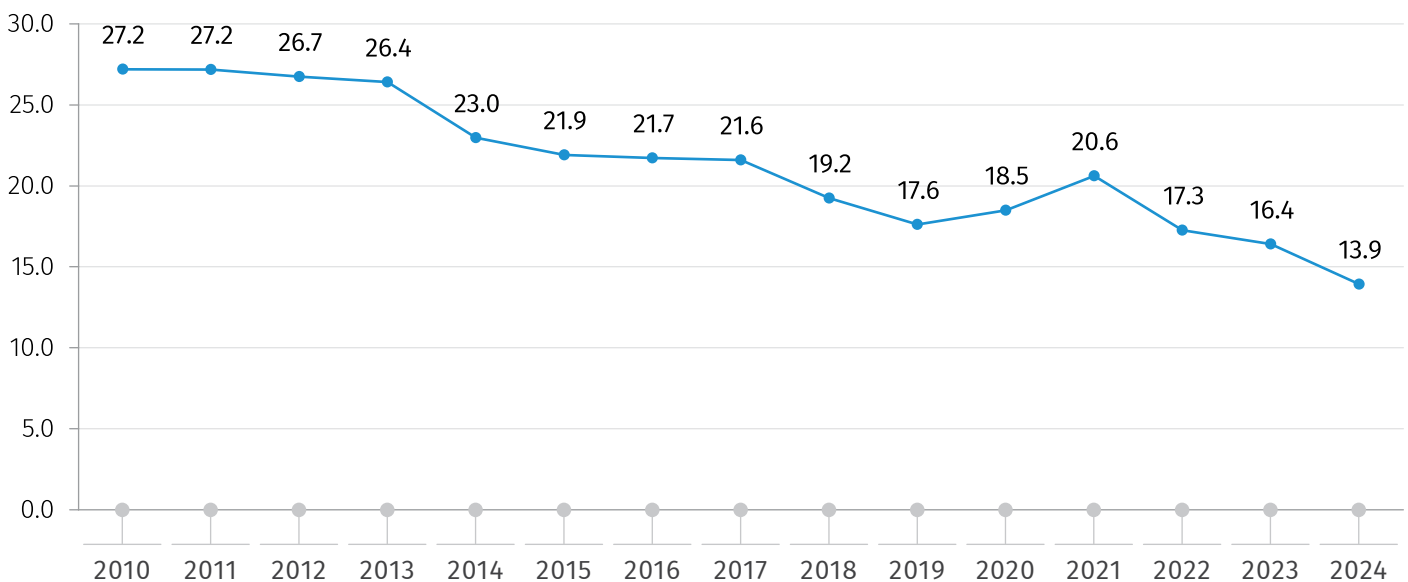
In 2024 the unemployment rate in Georgia decreased by 2.5 percentage points compared to 2023 and amounted to 13.9 percent.

The chart below presents the unemployment rate for the years 2010 to 2024.

CHART №1

UNEMPLOYMENT RATE IN GEORGIA

(%)



NATIONAL STATISTICS OFFICE OF GEORGIA

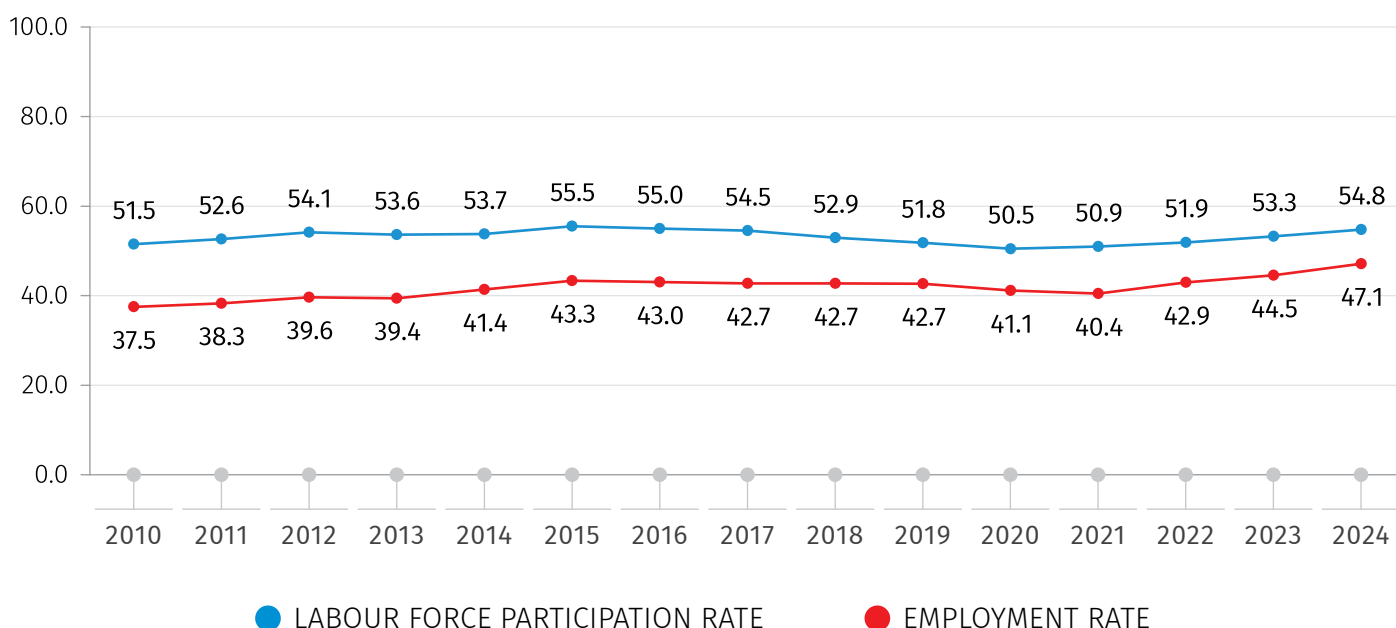
15.05.2025

In 2024 labour force participation rate (share of the labour force in the total population aged 15 and older) increased by 1.5 percentage points compared to the previous year and became 54.8 percent, while the employment rate increased by 2.6 percentage points and amounted to 47.1 percent. The Labour force participation rate in urban settlements increased by 1.6 percentage points, while in rural settlements - by 1.4 percentage points compared to the previous year. The employment rate in urban settlements as well as in rural areas increased by 3.1 and 1.9 percentage points and equaled 48.5 and 45.3 percent, respectively.

The chart below presents the labour force participation rate and the employment rate by for the years 2010 to 2024.

CHART №2

LABOUR FORCE PARTICIPATION RATE AND EMPLOYMENT RATE
(%)



NATIONAL STATISTICS OFFICE OF GEORGIA

15.05.2025

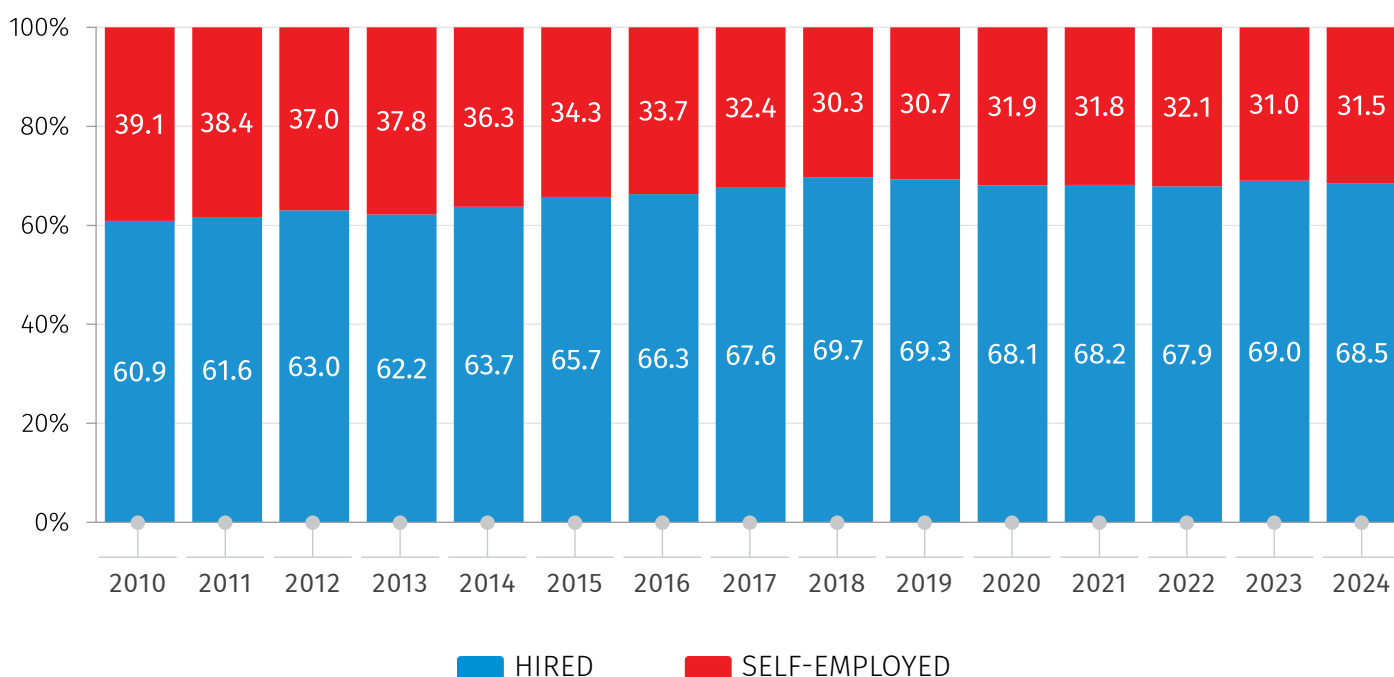
In 2024, the share of hired employees was 68.5 percent among employed persons, which is 0.5 percentage points lower than the previous year.

The chart below presents the distribution of employed persons by status in employment for the years 2010 to 2024.

CHART №3

DISTRIBUTION OF EMPLOYED BY STATUS IN EMPLOYMENT

(%)



NATIONAL STATISTICS OFFICE OF GEORGIA

15.05.2025

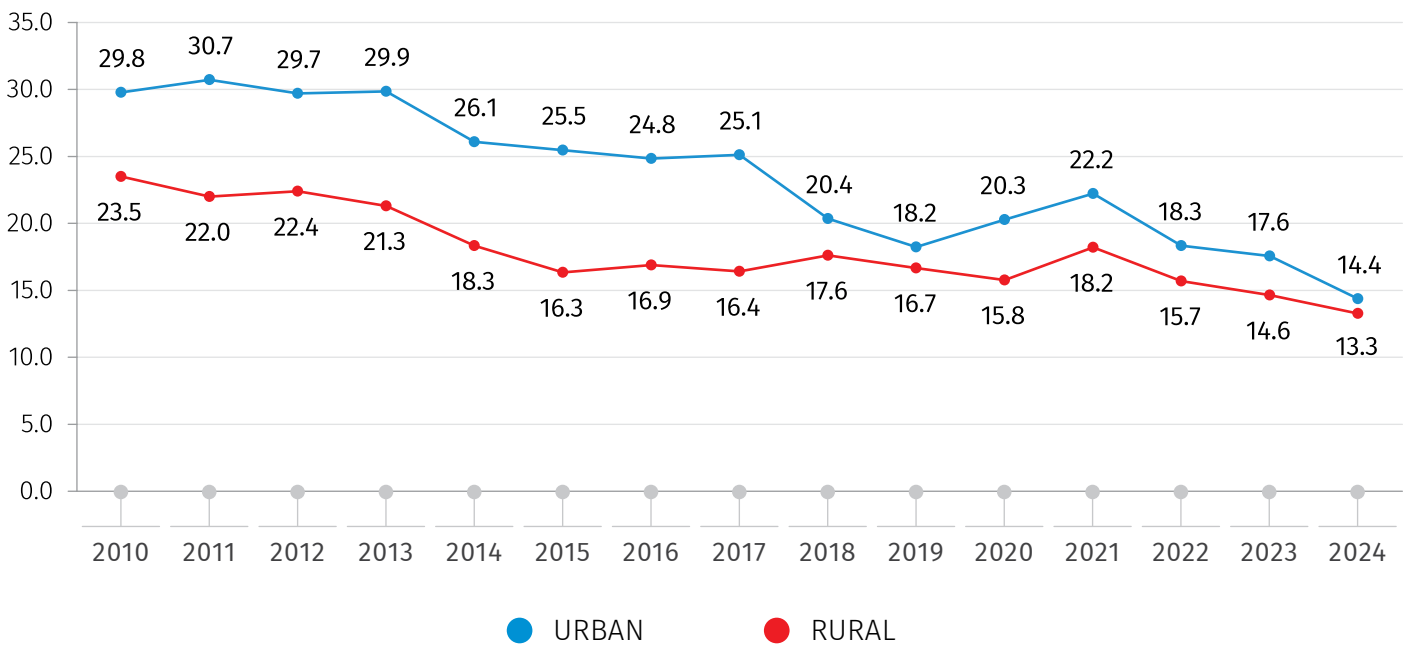
In 2024, the unemployment rate in urban settlements decreased by 3.2 percentage points compared to the previous year and in rural settlements - by 1.4 percentage points.

The chart below presents the unemployment rate in urban-rural areas for the years 2010 to 2024.

CHART №4

UNEMPLOYMENT RATE BY URBAN-RURAL

(%)



NATIONAL STATISTICS OFFICE OF GEORGIA

15.05.2025

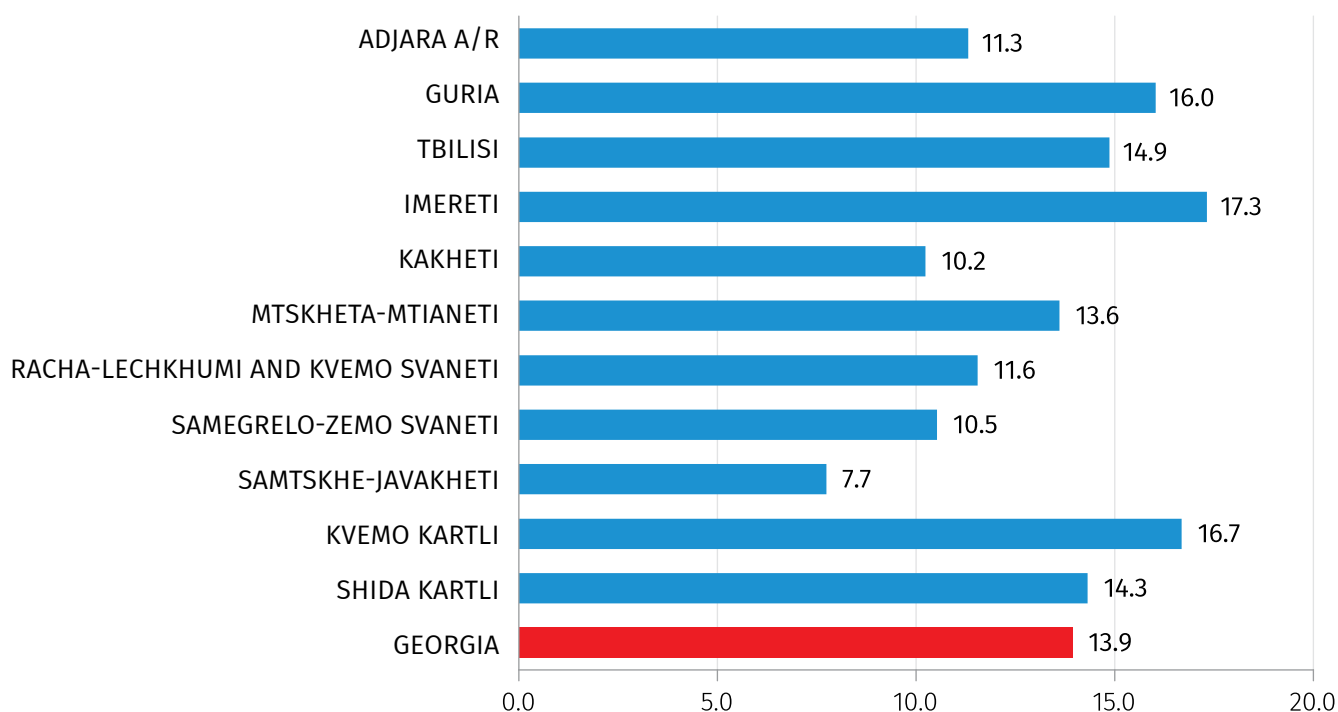
In 2024, compared to the previous year, the most significant decline in the unemployment rate was observed in Racha-Lechkhumi and Kvemo-Svaneti, Kvemo Kartli and Samtskhe-Javakheti regions by 5.6, 5.0 and 3.5 percentage points, respectively.

The chart below presents the unemployment rates in 2024 by region.

CHART №5

UNEMPLOYMENT RATE BY REGION

(%)



NATIONAL STATISTICS OFFICE OF GEORGIA

15.05.2025

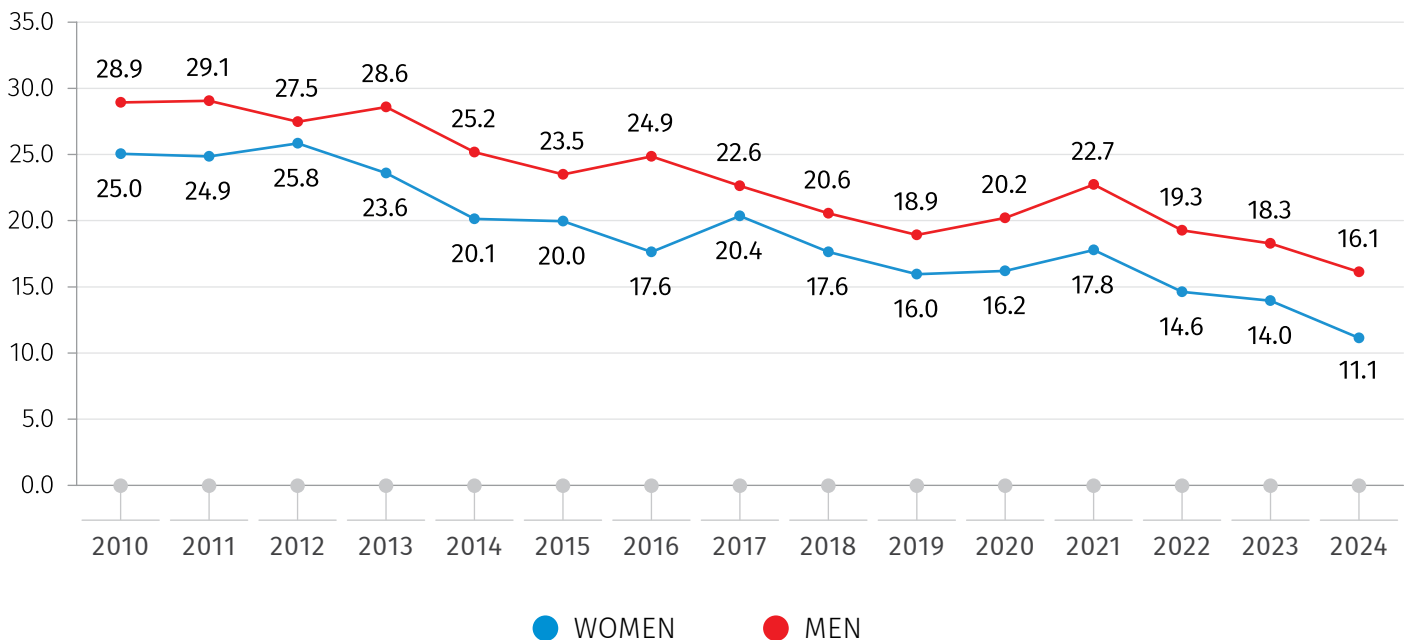
Traditionally, the unemployment rate is higher for men than for women. In 2024, compared to the previous year this indicator decreased for women by 2.8 percentage points and by 2.2 percentage points for men.

The chart below presents the unemployment rate by sex for the years 2010 to 2024.

CHART №6

UNEMPLOYMENT RATE BY SEX

(%)



NATIONAL STATISTICS OFFICE OF GEORGIA

15.05.2025

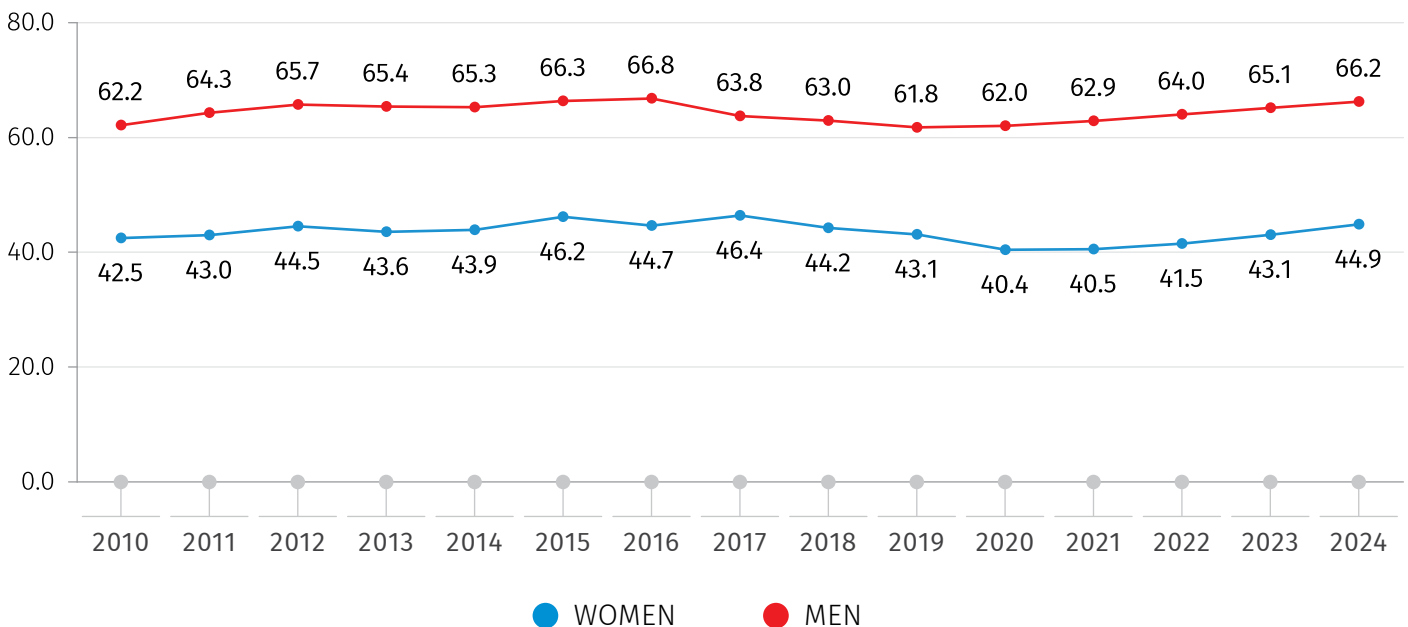
The labour force participation rate is higher for men than for women. In 2024, the indicator for women was 44.9 percent and for men – 66.2 percent. The labour force participation rate for women increased by 1.8 percentage points, while that for men increased by 1.1 percentage points, compared to the previous year.

The chart below presents the labour force participation rate by sex for the years 2010-2024.

CHART №7

LABOUR FORCE PARTICIPATION RATE BY SEX

(%)



NATIONAL STATISTICS OFFICE OF GEORGIA

15.05.2025

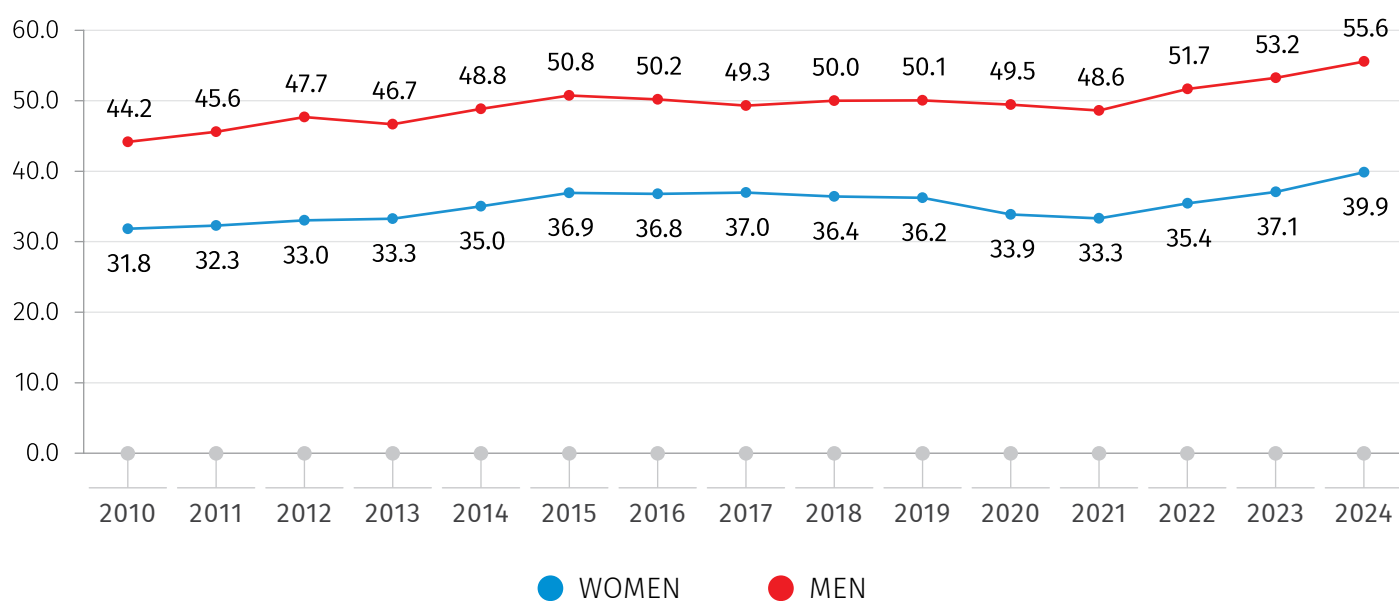
In 2024, the employment rate for women, as well as for men, increased by 2.8 and 2.3 percentage points, respectively, compared to the previous year.

The chart below presents the employment rate by sex for the years 2010 to 2024.

CHART №8

EMPLOYMENT RATE BY SEX

(%)



NATIONAL STATISTICS OFFICE OF GEORGIA

15.05.2025

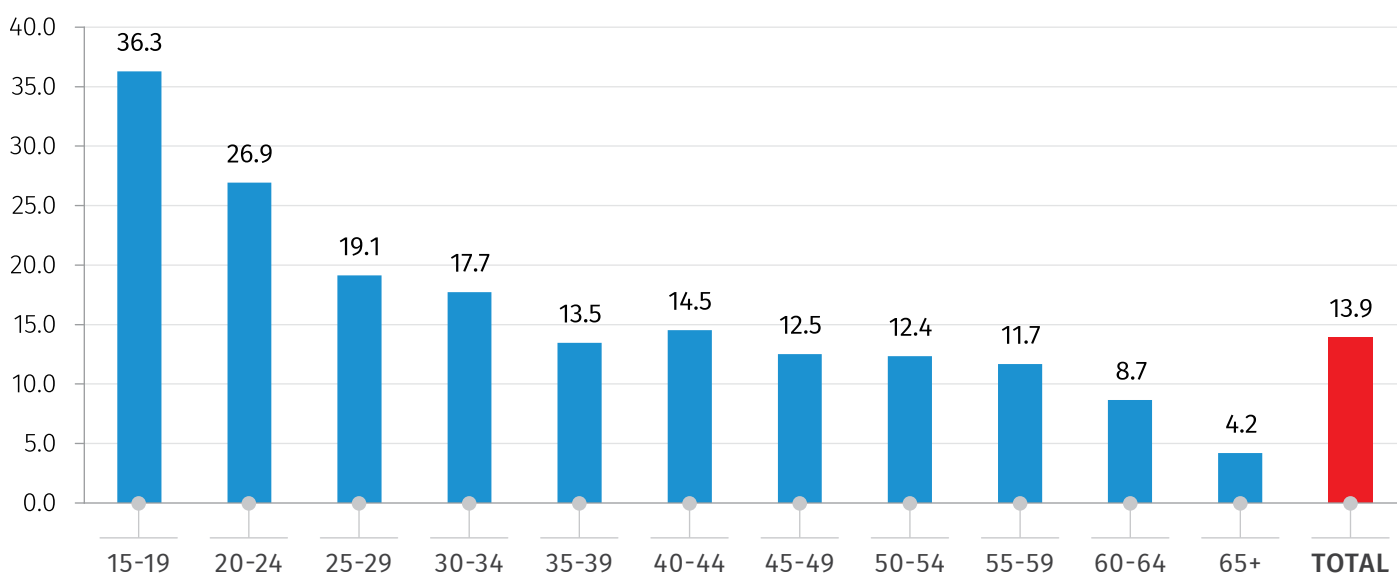
In 2024, the highest rate of unemployment was in the age group of 15-19 years (36.3 percent), while this indicator is traditionally the lowest in the 65+ age group (4.2 percent) due to the low activity of the population in this age group.

The chart below presents the unemployment rate by age groups in 2024.

CHART №9

UNEMPLOYMENT RATE BY AGE GROUPS

(%)



CONTACT PERSON:

Vasil Tsakadze, Tel.: (+995 32) 236 72 10 (600), E-mail: vtsakadze@geostat.ge

Mariam Kavelasvili, Tel.: (+995 32) 236 72 10 (020), E-mail: mkavelashvili@geostat.ge