

NATIONAL STATISTICS OFFICE OF GEORGIA

AGRICULTURE OF GEORGIA

I QUARTER OF 2025

(PRELIMINARY DATA ON ANIMAL HUSBANDRY)



16.05.2025
www.geostat.ge

NATIONAL STATISTICS OFFICE OF GEORGIA

16.05.2025

AGRICULTURE OF GEORGIA

I QUARTER, 2025

(PRELIMINARY DATA ON ANIMAL HUSBANDRY)

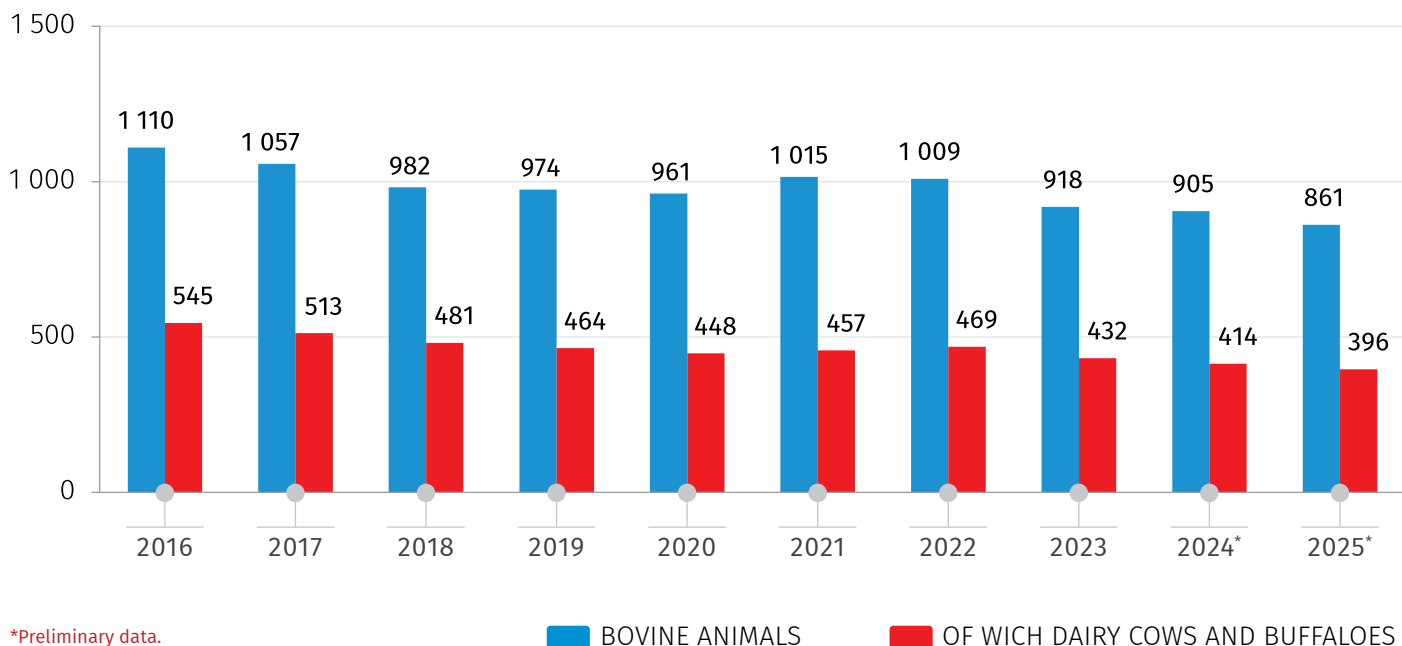
According to the preliminary data, at the end of the I quarter of 2025 the number of bovine animals decreased by 4.9 percent compared to the I quarter of 2024 and reached 861.1 thousand heads. Of which, the total number of dairy cows and buffaloes equaled 396.3 thousand heads, which is 4.3 percent less than the same indicator of the previous year.

The number of pigs equaled to 152.0 thousand heads which is 2.2 percent less than at the same period of the previous year.

The number of poultry increased by 11.3 percent compared to the same period of the previous year and equaled 8.5 million heads.

The charts below present the number of bovine animals, pigs and poultry by the end of the I quarter of 2016-2025.

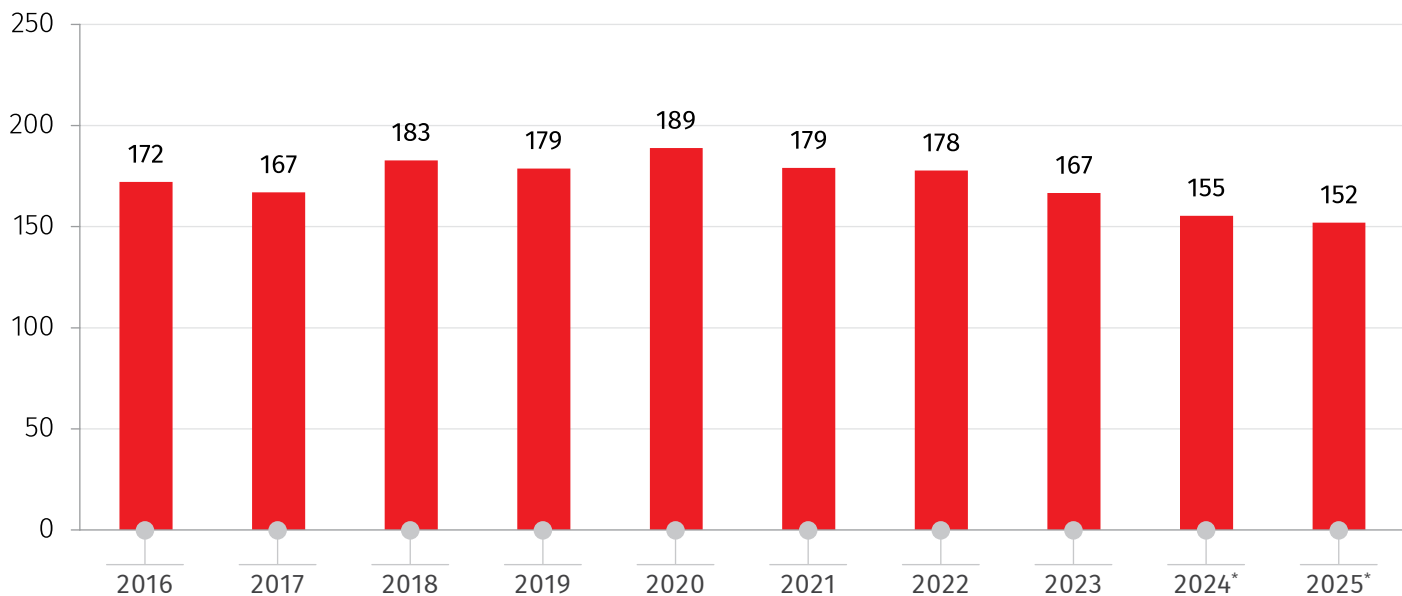
NUMBER OF BOVINE ANIMALS BY THE END OF THE FIRST QUARTER OF 2016-2025
(THS. HEADS)



NATIONAL STATISTICS OFFICE OF GEORGIA

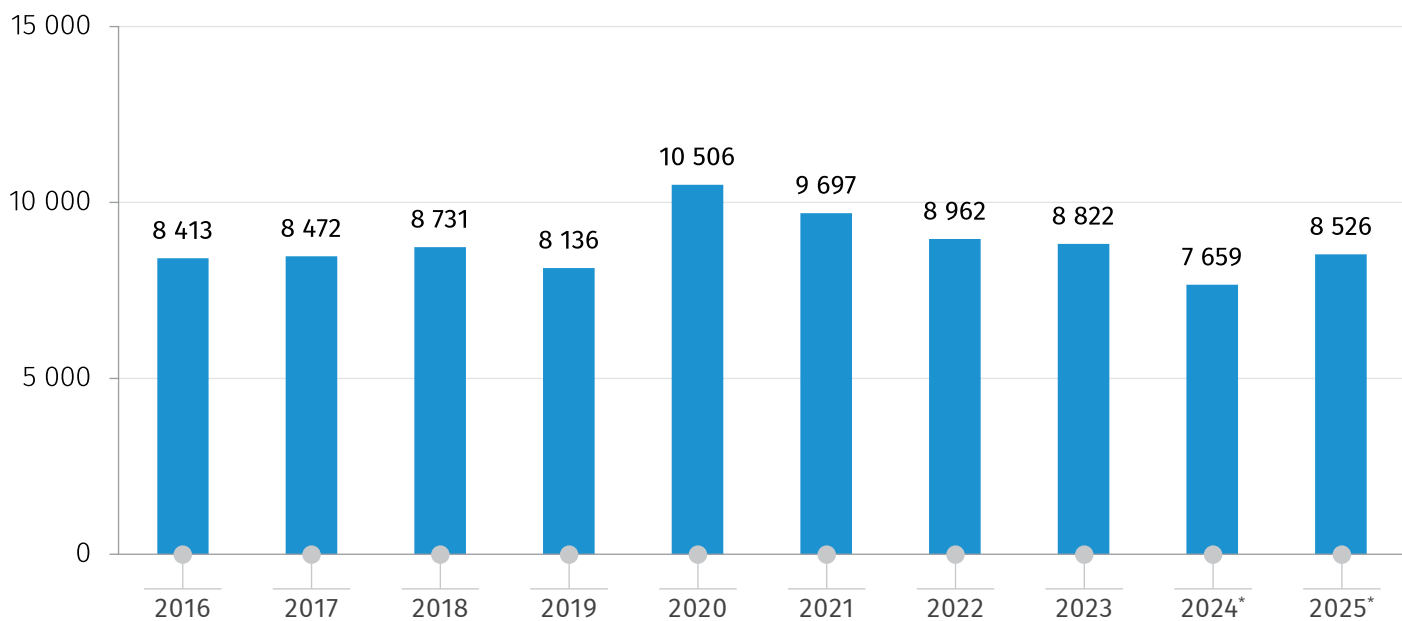
16.05.2025

NUMBER OF PIGS BY THE END OF THE FIRST QUARTER OF 2016-2025 (THS. HEADS)



*Preliminary data.

NUMBER OF POULTRY BY THE END OF THE FIRST QUARTER OF 2016-2025 (THS. HEADS)



*Preliminary data.

NATIONAL STATISTICS OFFICE OF GEORGIA

16.05.2025

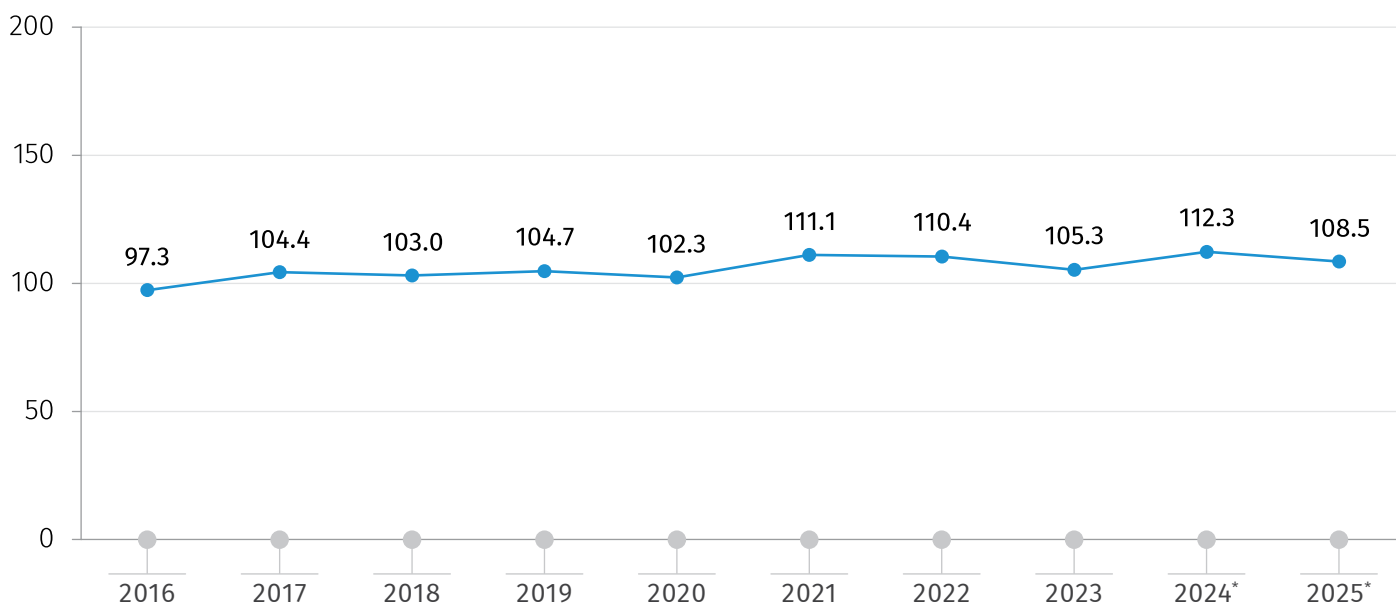
According to the preliminary data, in the I quarter of 2025 milk production decreased by 3.4 percent compared to the same period of the previous year and amounted to 108.5 million litres.

Meat production decreased by 6.4 percent from the same period of the previous year and equaled 17.5 thousand tons.

In the I quarter of 2025 egg production amounted to 172.0 million pieces which is 2.2 percent more than in the same period of the previous year.

The diagrams below present the volume of livestock products produced in the I quarter of 2016-2025.

MILK PRODUCTION IN THE FIRST QUARTER OF 2016-2025
(MILL. LITRES)

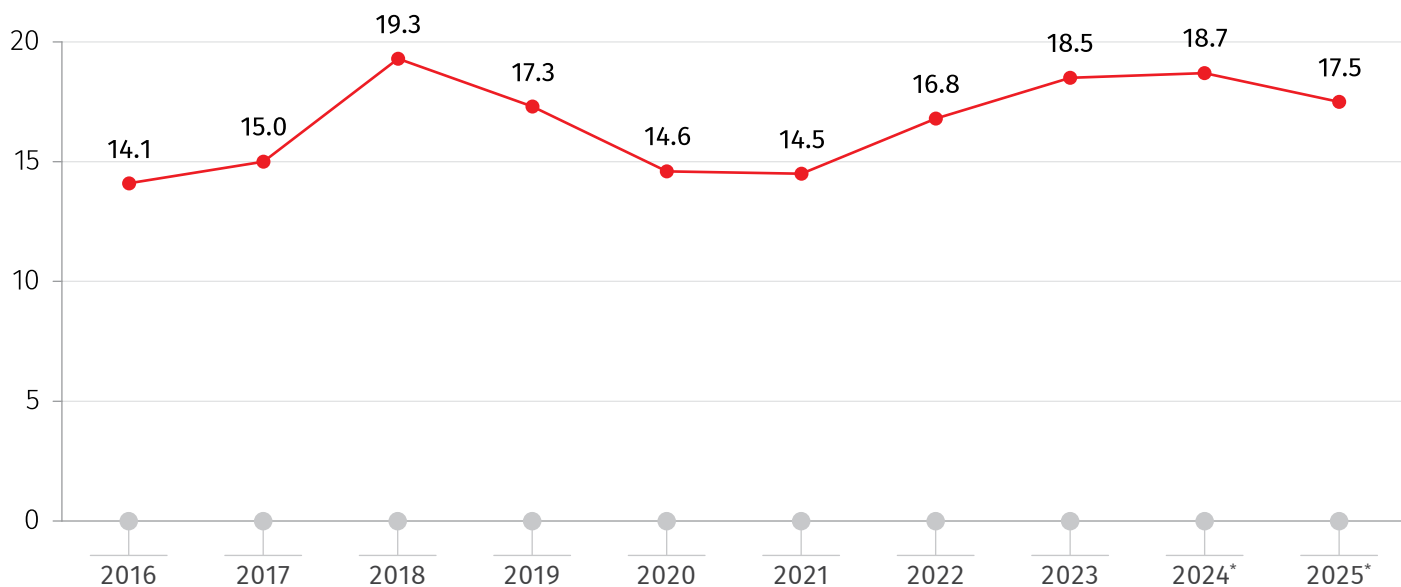


*Preliminary data.

NATIONAL STATISTICS OFFICE OF GEORGIA

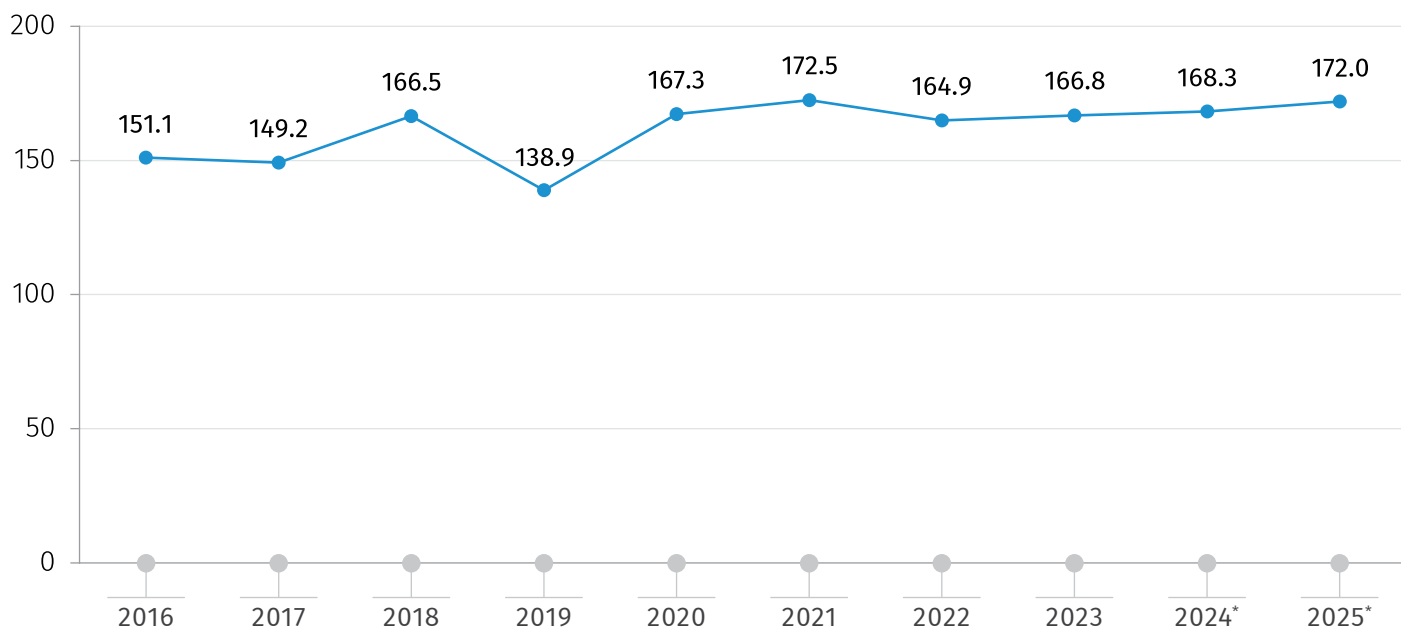
16.05.2025

MEAT PRODUCTION IN THE FIRST QUARTER OF 2016-2025 (THS. TONS)



*Preliminary data.

EGG PRODUCTION IN THE FIRST QUARTER OF 2016-2025 (MILL. PIECES)



*Preliminary data.

NATIONAL STATISTICS OFFICE OF GEORGIA

16.05.2025

The following tables include data of 2024-2025 on the number of livestock and poultry, their export and import data, as well as production of livestock products in quarterly terms.

NUMBER OF LIVESTOCK AND POULTRY BY THE END OF THE QUARTER IN 2024-2025 (THS. HEADS)

	2024*				2025*
	I Q	II Q	III Q	IV Q	I Q
Bovine Animals	905.2	887.6	848.0	811.5	861.1
Of which dairy cows and buffaloes	414.0	410.7	401.8	397.8	396.3
Pigs	155.4	198.1	213.6	129.4	152.0
Poultry	7 658.5	10 392.0	9 406.4	7 888.1	8 525.9

*Preliminary data.

EXPORT OF LIVESTOCK AND POULTRY IN 2024-2025 (THS. HEADS)

	2024*				2025*
	I Q	II Q	III Q	IV Q	I Q
Bovine Animals	7.1	22.0	46.7	29.1	21.3
Pigs	-	-	-	-	-
Poultry	2 146.6	3 048.1	1 530.3	1 652.2	1 787.0

*Preliminary data.

IMPORT OF LIVESTOCK AND POULTRY IN 2024-2025 (THS. HEADS)

	2024*				2025*
	I Q	II Q	III Q	IV Q	I Q
Bovine Animals	7.5	4.9	5.8	6.8	2.7
Pigs	34.9	38.3	51.7	58.0	35.9
Poultry	1 869.3	2 304.6	1 526.6	2 328.7	1 839.9

*Preliminary data.

NATIONAL STATISTICS OFFICE OF GEORGIA

16.05.2025

PRODUCTION OF LIVESTOCK PRODUCTS IN 2024-2025

	2024*				2025*
	I Q	II Q	III Q	IV Q	I Q
Meat (ths. tons)	18.7	19.0	19.5	26.5	17.5
Milk (mill. litres)	112.3	184.1	171.8	102.5	108.5
Eggs (mill. pieces)	168.3	162.9	153.1	169.1	172.0

*Preliminary data.

Source: National Statistics Office of Georgia.

Explanation of symbols:

- Not applicable;

Final data of 2024 will be available on June 16, 2025

Final data of 2025 will be available on June 16, 2026

CONTACT PERSON:

George Sanadze, Tel: (+995 32) 2 36 72 10 (500), E-mail: gsanadze@geostat.ge

Mariam Kavelashvili, Tel: (+995 32) 2 36 72 10 (020), E-mail: mkavelashvili@geostat.ge