

**NATIONAL STATISTICS OFFICE OF GEORGIA**

**SURVEY RESULTS FOR LIVESTOCK  
SLAUGHTERHOUSES, GRAIN STORAGE  
ELEVATORS AND COLD STORAGE FACILITIES  
I QUARTER, 2025**



16.05.2025  
www.geostat.ge

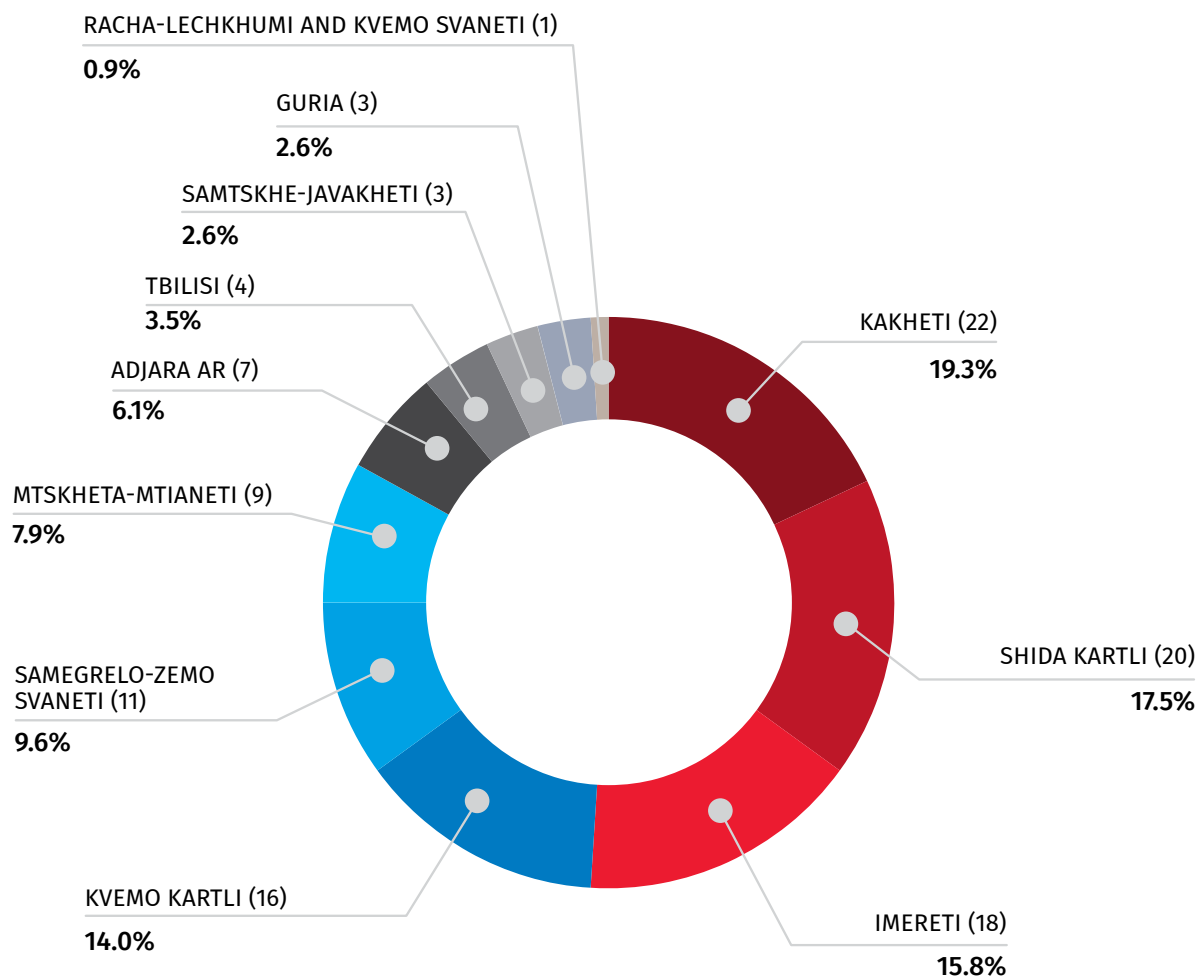
16.05.2025

## SURVEY RESULTS FOR LIVESTOCK SLAUGHTERHOUSES, ELEVATORS AND COLD STORAGE FACILITIES (I QUARTER, 2025)

### SLAUGHTERHOUSES

The total number of active livestock and poultry slaughterhouses in Georgia in the I quarter of 2025 were 114, of which 19.3 percent were located in Kakheti region, 17.5 percent in Shida Kartli region, 15.8 percent in Imereti region, 14.0 percent in Kvemo Kartli region, 9.6 percent in Samegrelo-Zemo Svaneti region, 7.9 percent in Mtskheta-Mtianeti region and the remaining 15.8 percent in other regions:

### ACTIVE LIVESTOCK AND POULTRY SLAUGHTERHOUSES IN GEORGIA BY REGIONS, I QUARTER, 2025



## NATIONAL STATISTICS OFFICE OF GEORGIA

---

16.05.2025

According to the survey, 107.5 thousand heads of livestock were slaughtered in slaughterhouses in the I quarter of 2025, of which 33.2 percent were cattle, 60.2 percent - pigs and 4.9 percent - sheep and goats. The share of other livestock (excluding poultry) slaughtered is 1.6 percent. In addition, the number of poultry slaughtered in slaughterhouses during the reporting period amounted to 2 879.2 thousand.

In total 14.1 thousand tons of meat (i.e. slaughtered weight, including poultry meat) was produced by slaughterhouses during the I quarter of 2025, of which 30.2 percent is beef, 36.6 percent – poultry, 32.3 percent – pork, 0.8 percent – mutton and goat meat, while the share of other meat is negligible.

The service was provided to 7.4 thousand persons, 59.1 percent of which were households. Average monthly number of persons employed in slaughterhouses equaled 1 039 persons.

The average prices of the slaughter services were: 40.7 GEL per cattle, 32.0 GEL per pig, and 12.5 GEL per sheep or goat.



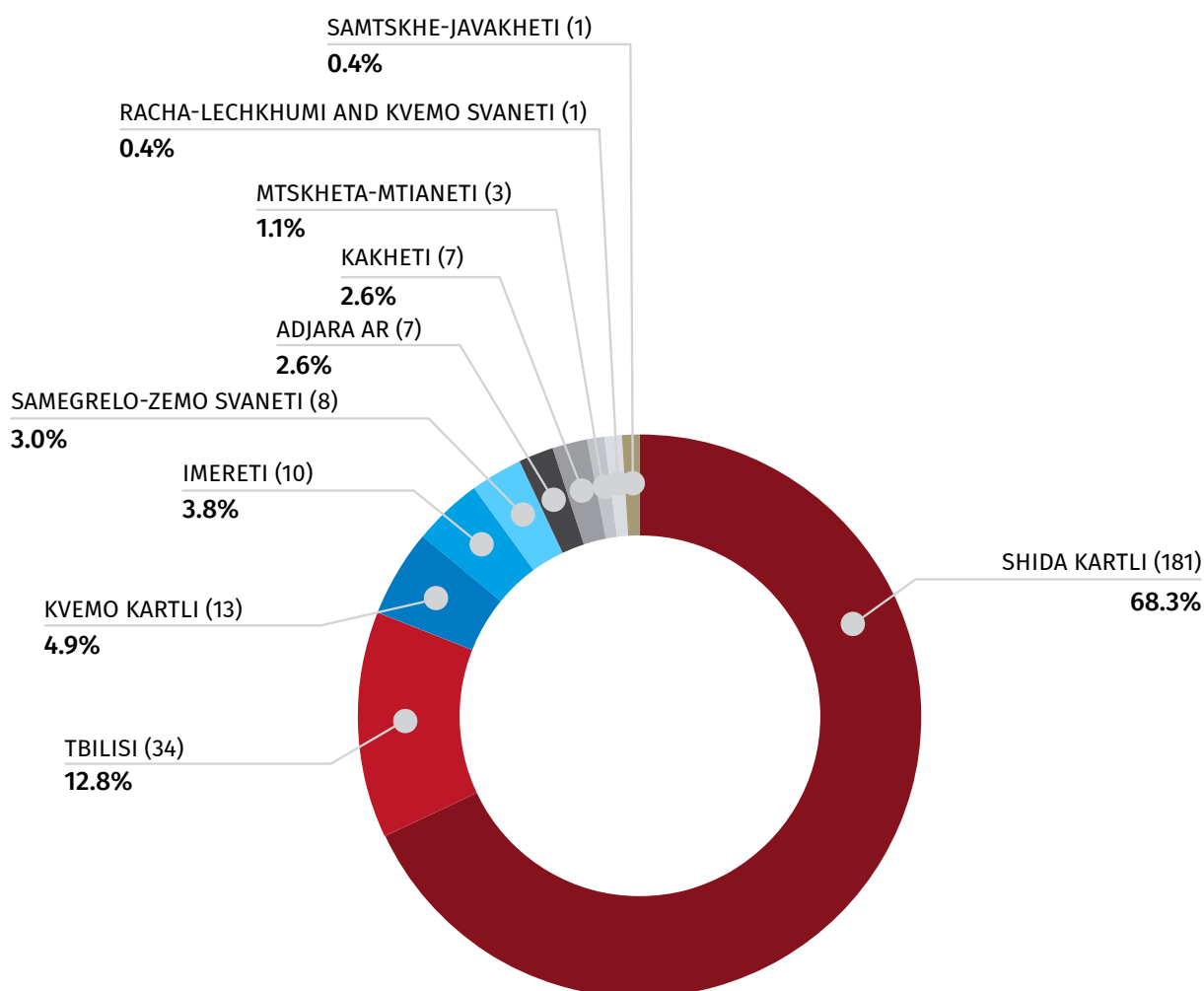
## NATIONAL STATISTICS OFFICE OF GEORGIA

16.05.2025

### COLD STORAGE FACILITIES

In the I quarter of 2025 the number of active cold storage facilities in Georgia was 265 and most of them were located in Shida Kartli region (68.3 percent). Active cold storage facilities were also located in Tbilisi (12.8 percent), Kvemo Kartli region (4.9 percent), Imereti region (3.8 percent), Samegrelo-Zemo Svaneti region (3.0 percent), Adjara AR (2.6 percent), Kakheti region (2.6 percent), Mtskheta-Mtianeti region (1.1 percent), Samtskhe-Javakheti region (0.4 percent) and Racha-Lechkhumi and Kvemo Svaneti region (0.4 percent):

### ACTIVE COLD STORAGE FACILITIES IN GEORGIA BY REGIONS, I QUARTER, 2025

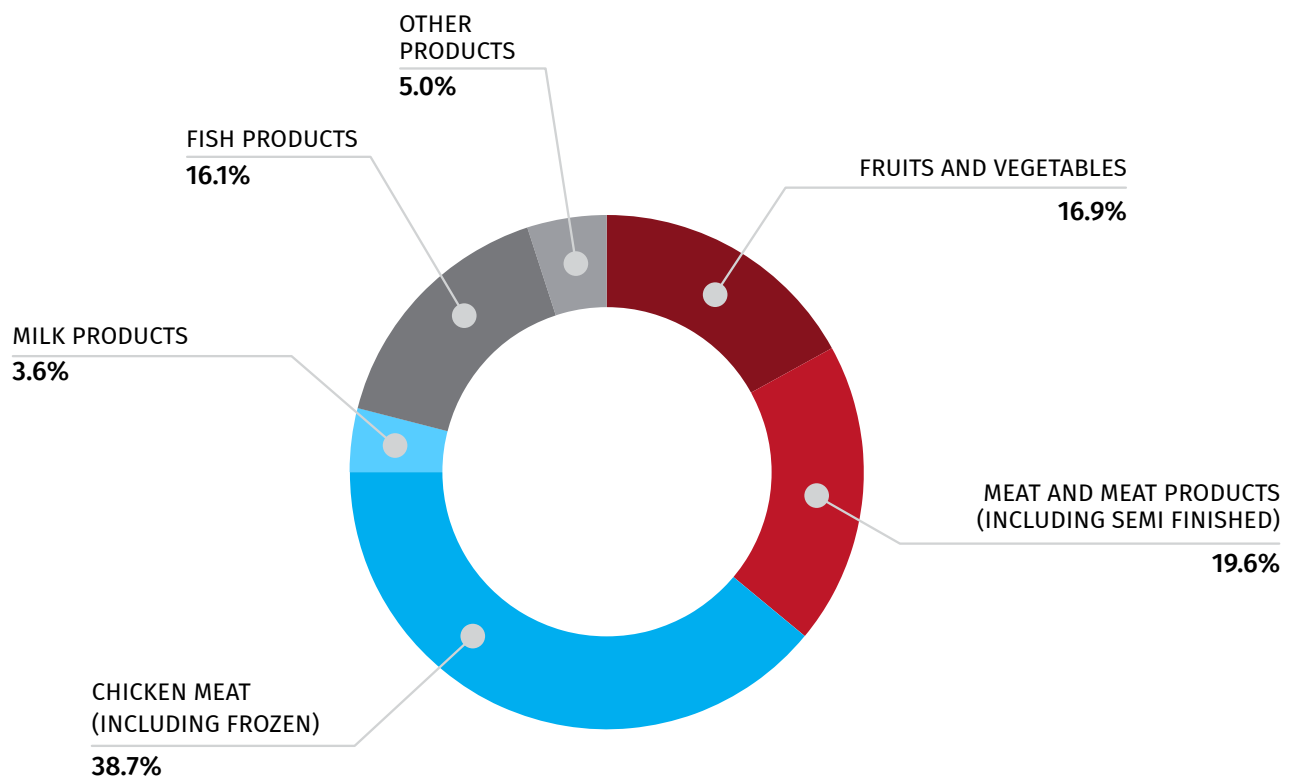


16.05.2025

In the I quarter of 2025, the service was provided to 330 customers. The number of producers and resellers, from whom the products were purchased, amounted to 505 persons. Average monthly number of persons employed in cold storage facilities was 1 315.

In total 83.4 thousand tons of products were stored in cold storage facilities during the I quarter of 2025, of which 38.7 percent was chicken meat (including frozen meat), 19.6 percent – meat and meat products (including semi-finished products, excluded chicken meat), 16.9 percent – fruits and vegetables, 16.1 percent – fish, 3.6 percent – milk products and 5.0 percent other products:

**PRODUCTS STORED IN COLD STORAGE FACILITIES,  
I QUARTER, 2025**



16.05.2025

In the I quarter of 2025, the share of own production in the total volume of products stored in cold storage facilities was 18.6 percent, while the share of products purchased for further resale was 24.3 percent and the share of products stored as services was 57.1 percent. The service fee at the same period amounted to 6.4 million GEL.

In the I quarter of 2025, the total cost of products (22.0 thousand tones) sold by cold storage facilities amounted to 128.1 million GEL, of which the share of imported products was 31.2 percent, share of own production was 22.0 percent and the share of products (local) purchased for resale was 46.8 percent. Herewith, 52.6 percent of own production sold by cold storage facilities was chicken meat. Significant share of imported products was meat and meat products (including semi-finished products) (41.9 percent), chicken meat (including frozen) (25.3 percent) and fish (9.1 percent).

In the I quarter of 2025, the value of products sold by cold storage facilities on the foreign market amounted to 2.7 million GEL, which constituted to 2.1 percent of the total value of products sold in the same period. Mostly chicken meat, fish, fruits and vegetables were sold on the foreign markets.

According to the survey results, the average daily load per storage (out of total storage capacity in percentage) was 54.2 percent in January, 46.9 percent in February and 39.8 percent in March.

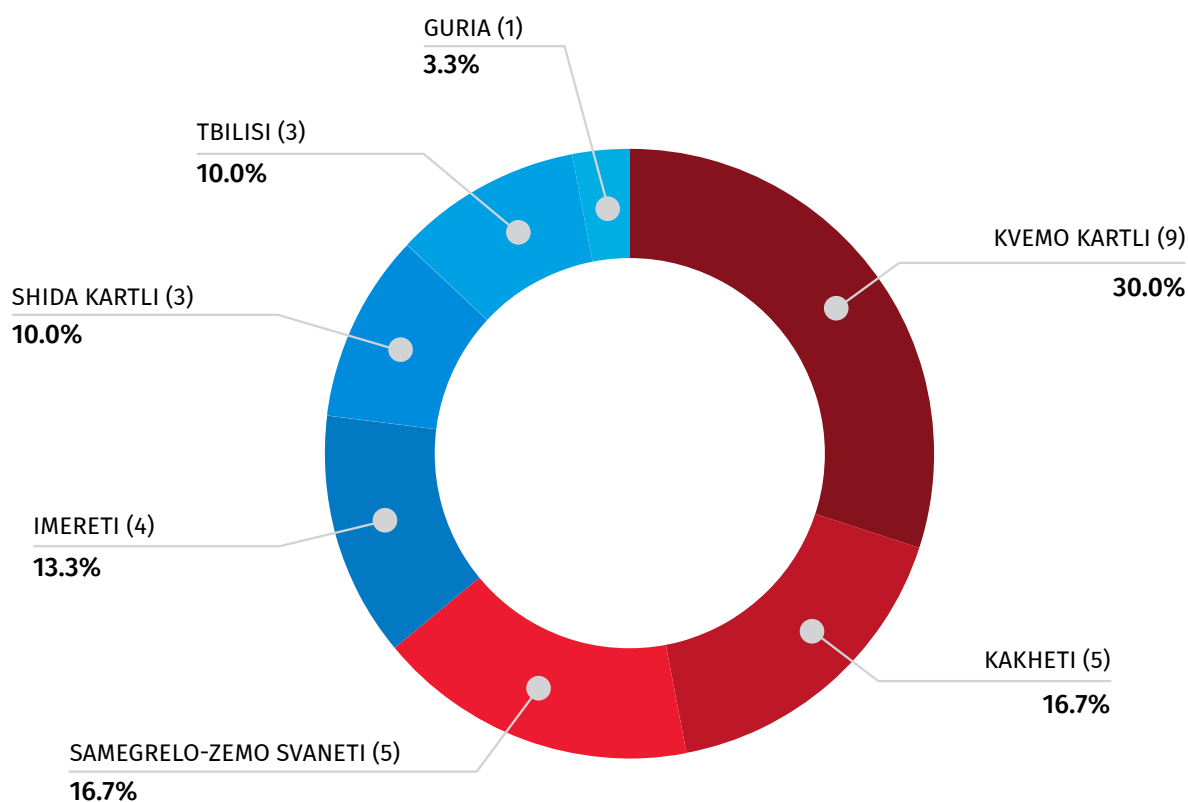
## NATIONAL STATISTICS OFFICE OF GEORGIA

16.05.2025

### ELEVATORS

The total number of active elevators in Georgia in the I quarter of 2025 were 30 and most of them were located in Kvemo Kartli (30.0 percent) region, while 16.7 percent of active elevators were located in Samegrelo-Zemo Svaneti region, 16.7 percent in Kakheti region, 13.3 percent in Imereti region, 10.0 percent in Shida Kartli region, 10.0 percent in Tbilisi and 3.3 percent in Guria region:

#### ACTIVE ELEVATORS IN GEORGIA BY REGIONS, I QUARTER, 2025



In the I quarter of 2025, the service was provided to 20 customers. The number of producers and resellers, from whom the product were purchased for resale, was 39 persons, while the average monthly number of persons employed in cold storage facilities equaled 381.

In total 104.9 thousand tons of products were stored in elevators during the I quarter of 2025, 42.3 percent of which was Soybean meal and 36.4 percent wheat. The share of products purchased by the elevators for resale in the total amount of products stored in the elevators was 73.4 percent at the same period.

## NATIONAL STATISTICS OFFICE OF GEORGIA

---

16.05.2025

Total amount of products sold by the elevators during the I quarter of 2025 amounted to 58.3 thousand tones (total value – 63.9 million GEL), 44.0 percent of which was imported production and 46.5 percent was local (own produced) products.

The biggest share among own production, in terms of volume as well as value, had wheat flour, which constituted to 77.0 percent of total own production sold by the elevators at the same period.

According to survey results, average daily load per storage (out of total capacity of storages in percentage) amounted to 48.4 percent in January, 49.5 percent in February and 44.9 percent in March.

**National Statistics Office of Georgia**

**CONTACT PERSONS:**

Daviti Zhorzholiani, Tel: 2 36 72 10 (601) E-mail: [dzhorzholiani@geostat.ge](mailto:dzhorzholiani@geostat.ge)

Mariam Kavelashvili, Tel: 2 36 72 10 (020), E-mail: [mkavelashvili@geostat.ge](mailto:mkavelashvili@geostat.ge)

---