

**NATIONAL STATISTICS OFFICE OF GEORGIA**

# **SEAPORTS AND TERMINALS OF GEORGIA**

## **2025, I QUARTER**



20.05.2025  
[www.geostat.ge](http://www.geostat.ge)

## NATIONAL STATISTICS OFFICE OF GEORGIA

20.05.2025

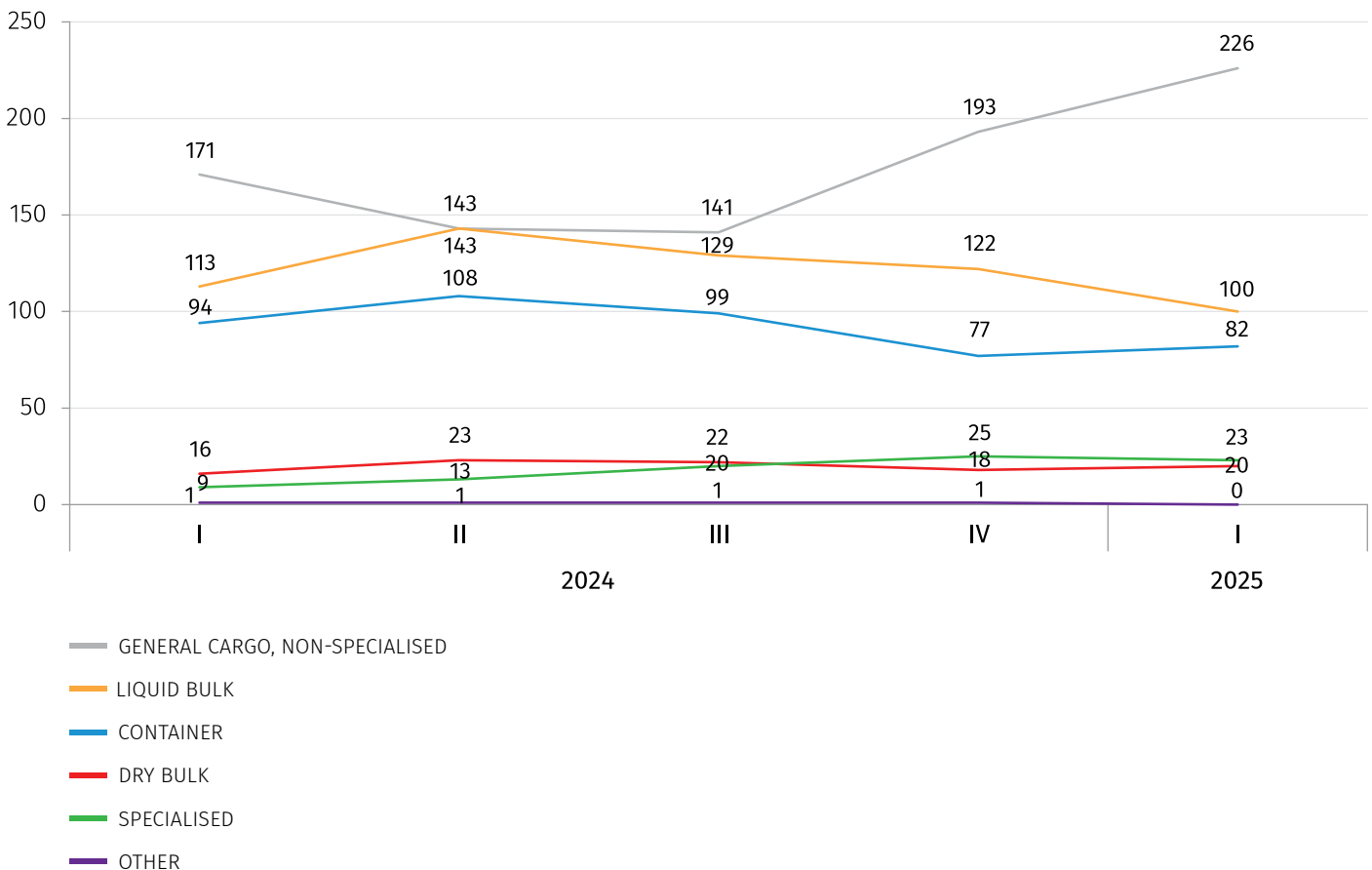
### MAJOR INDICATORS OF SEAPORTS AND TERMINALS

(2025, I QUARTER)

In the I quarter of 2025, 451<sup>1</sup> ships entered the ports and terminals of Georgia. 50.1 percent of those ships were general cargo carriers, 22.2 percent were liquid bulk, 18.2 percent – container ships, and the rest of 9.5 percent were distributed among dry bulk carriers and specialized ships.

In the I quarter of 2025, compared to the corresponding period of the previous year, the ports and terminals of Georgia received 2.6 times more specialized carriers, 32.2 percent more – general cargo carriers, 12.8 percent less – container ships, and 11.5 percent less – liquid bulk.

### NUMBER OF SHIP BY TYPE (UNIT)



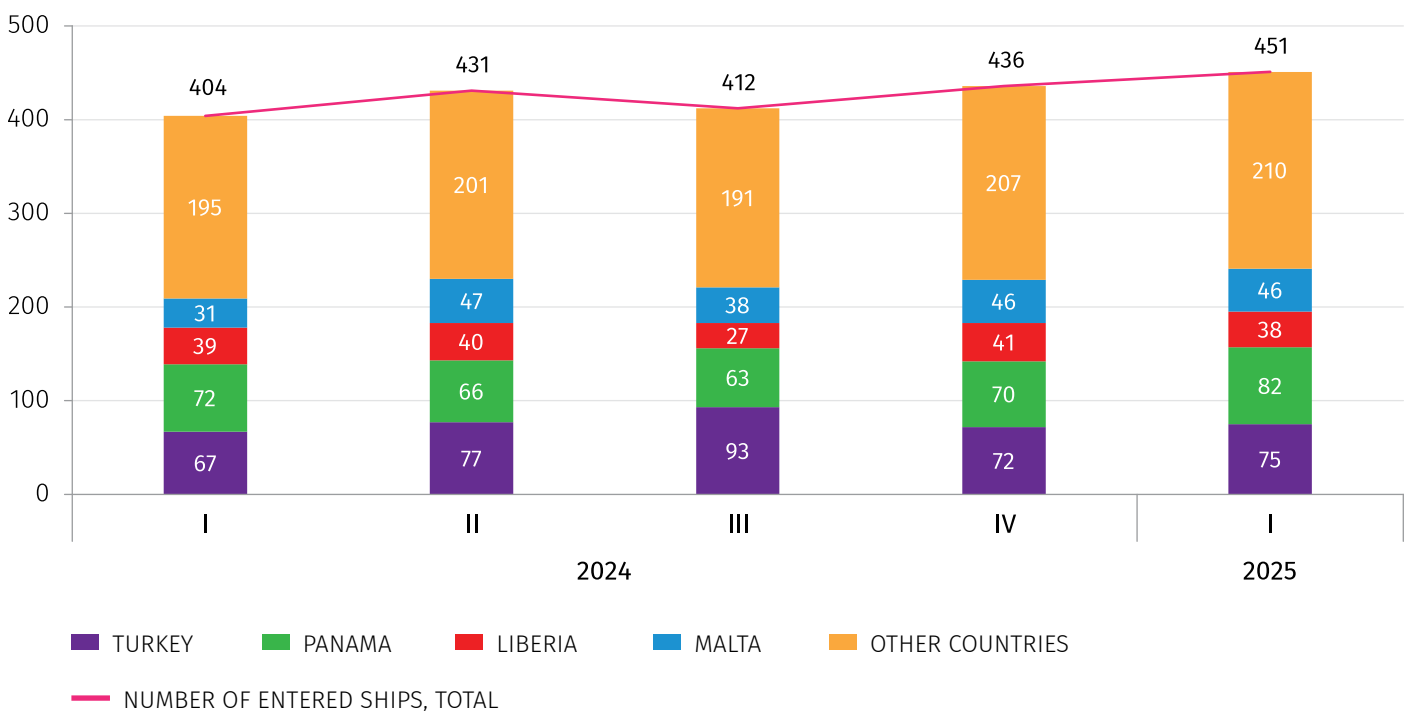
<sup>1</sup>Source: Maritime Transport Agency of Georgia

## NATIONAL STATISTICS OFFICE OF GEORGIA

20.05.2025

In the I quarter of 2025, 18.2 percent of the ships arriving at the ports and terminals of Georgia sailed under the flag of Panama, 16.6 percent – under the flag of Turkey, 10.2 percent – under the flag of Malta, 8.4 percent – under the flag of Liberia, and the rest 46.6 percent were distributed among other countries.

**THE NUMBER OF SHIPS ENTERED IN PORTS AND TERMINALS OF GEORGIA  
BY THE COUNTRIES OF REGISTRATION (FLAG)  
(UNIT)**

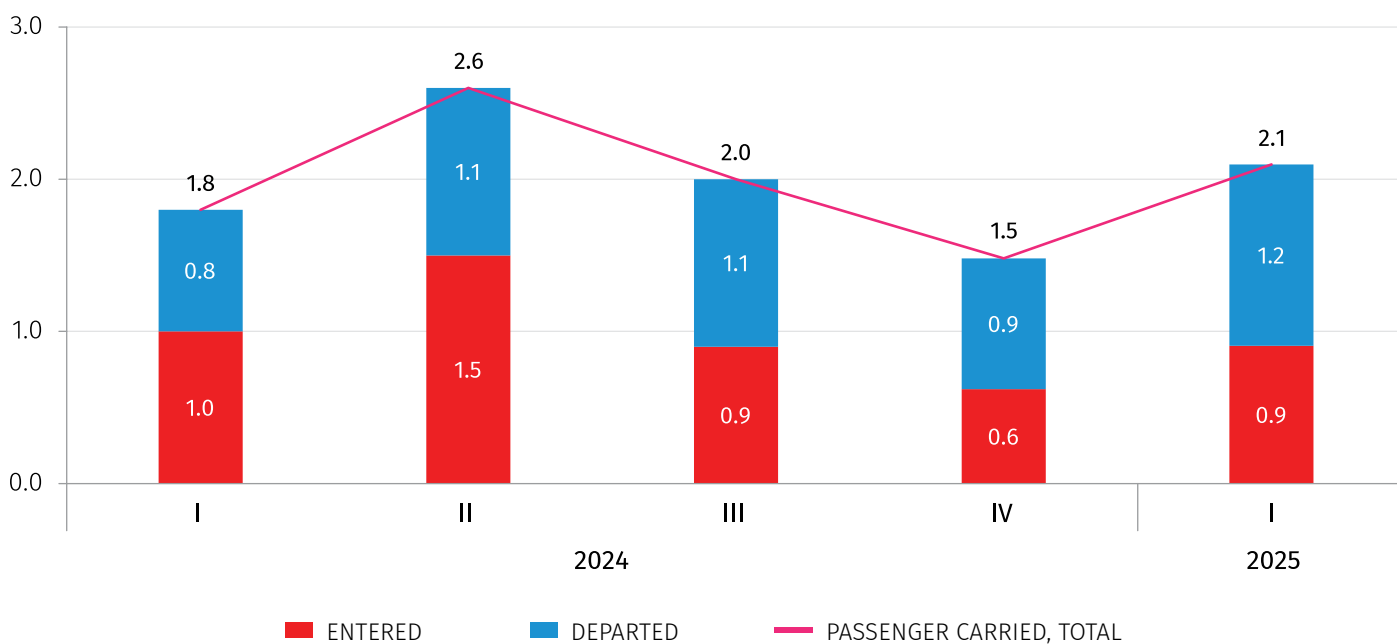


## NATIONAL STATISTICS OFFICE OF GEORGIA

20.05.2025

In the I quarter of 2025, Georgian seaports served 2.1 thousand passengers, which is 16.5 percent more compared to the corresponding figure of the previous year. Note, the share of passengers departed was higher than the share of passengers entered and stood at 56.8 percent.

### PASSENGERS CARRIED IN PORTS AND TERMINALS OF GEORGIA (THOUSAND PERSONS)

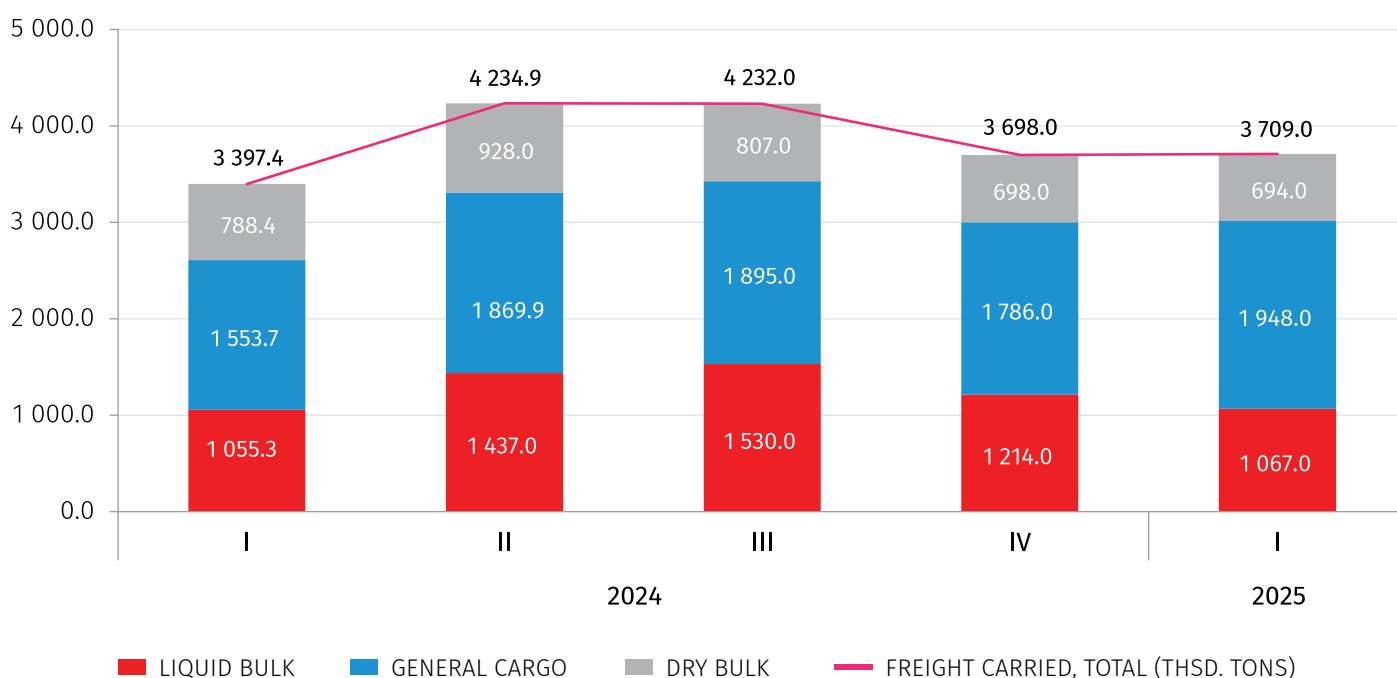


## NATIONAL STATISTICS OFFICE OF GEORGIA

20.05.2025

In the I quarter of 2025, ports and terminals of Georgia processed 3 709.0 thousand tons of cargo, 9.2 percent more compared to the corresponding figure of the previous year. 52.5 percent of freight carried was general cargo, 28.8 percent was liquid bulk, and 18.7 percent – dry bulk.

### FREIGHT CARRIED IN PORTS AND TERMINALS OF GEORGIA FREIGHT BY TYPES (THOUSAND TONS)



#### CONTACT PERSONS:

Daviti Zhorzholiani, Tel.: (+995 32) 236 72 10 (601), E-mail: [dzhorzholiani@geostat.ge](mailto:dzhorzholiani@geostat.ge)

Mariam Kavelashvili, Tel.: (+995 32) 236 72 10 (020), E-mail: [mkavelashvili@geostat.ge](mailto:mkavelashvili@geostat.ge)