

NATIONAL STATISTICS OFFICE OF GEORGIA

GEORGIAN RAILWAY

2025, I QUARTER



20.05.2025
www.geostat.ge

NATIONAL STATISTICS OFFICE OF GEORGIA

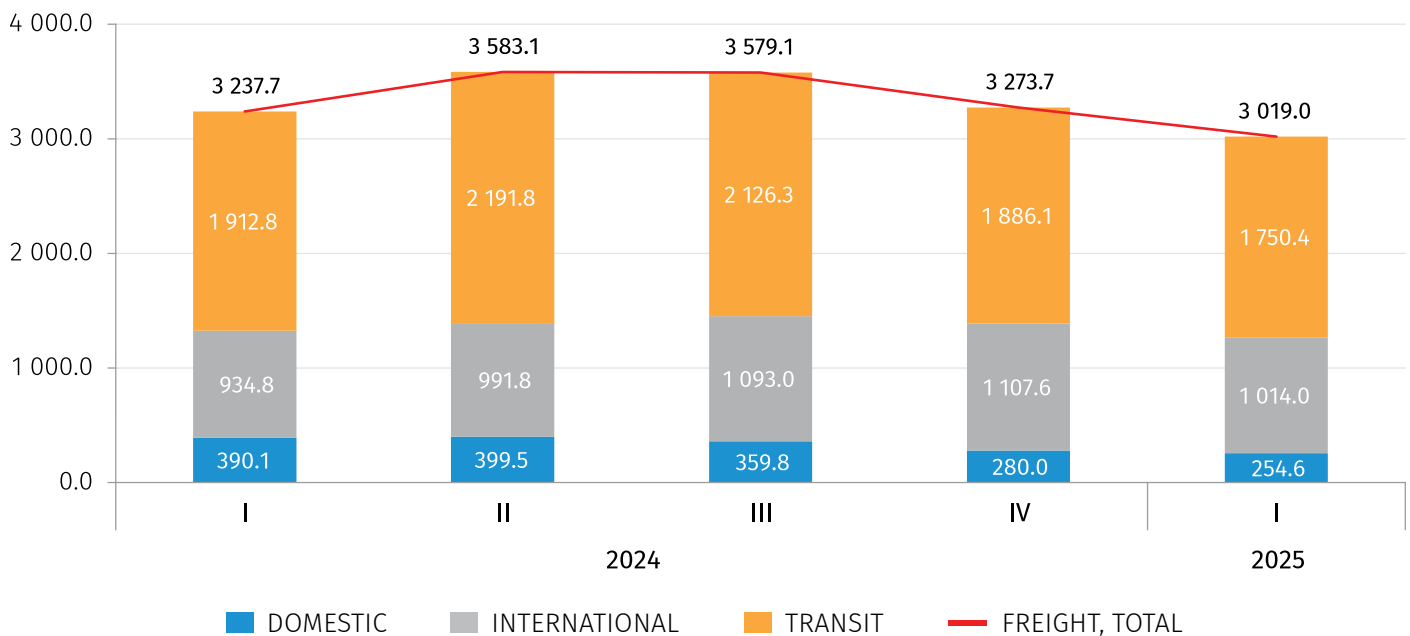
20.05.2025

MAIN INDICATORS OF RAILWAY

(2025, I QUARTER)

In the I quarter of 2025, rail transported 3.0 million tons of freight, which is 6.8 percent less than the respective figure of the previous year. 8.4 percent of the total freight was transported domestically, 33.6 percent was transported internationally (excluding transit), and 58.0 percent was transit.

RAILWAY TRANSPORTED FREIGHTS BY TYPE OF TRANSPORT, (THOUSAND TONS)



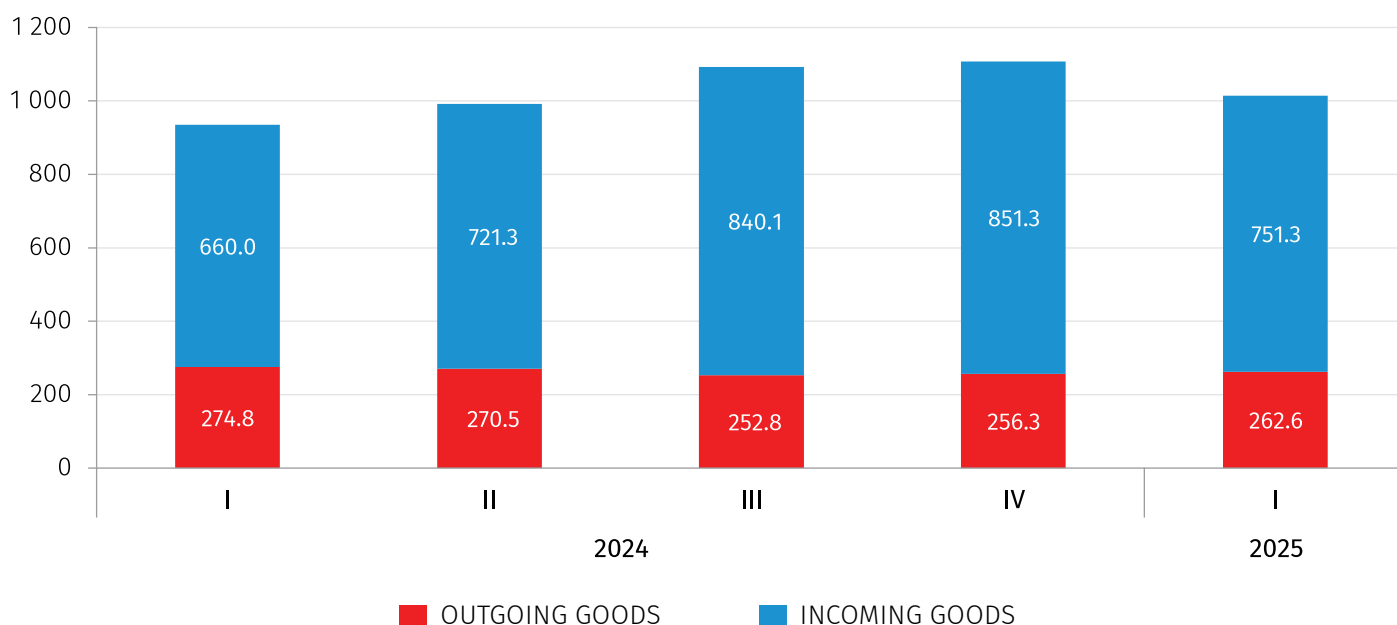
In the I quarter of 2025, the share of incoming freight represented 74.1 percent of the railway-transported freights, while the share of outgoing freight was 25.9 percent.

The chart below shows the structure of internationally transported freights by quarters:

NATIONAL STATISTICS OFFICE OF GEORGIA

20.05.2025

STRUCTURE OF INTERNATIONAL TRANSPORTED GOODS, (THOUSAND TONS)



In the I quarter of 2025, the sender country of 51.0 percent of total incoming rail freight was Russian Federation, 23.2 percent was sent by Azerbaijan. The share of other countries sending cargo was less than ten percent each (25.8 percent combined).

In the I quarter of 2025, Russian Federation was the final destination for 12.8 percent of total outgoing freight, for 9.1 percent – Armenia, for 8.0 percent – Kazakhstan. The share of other individual receiving countries was relatively small (70.1 percent combined).

The breakdown of the total transit freight¹ by the final destination country was as follows: the Turkey – 13.2 percent, Netherlands – 9.7 percent, Ukraine – 5.3 percent, China – 3.8 percent, Romania – 3.3 percent, Italy – 2.5 percent, USA – 0.8 percent, and elsewhere was for the rest. In the same period, Brazil was the sender country of 3.3 percent of the total transit freight, Turkey – 2.3 percent, Greece – 2.2 percent, and other countries sent the rest.

In the reporting period, 34.5 percent of the total freight were coke and refined petroleum products, 20.6 percent were chemicals, chemical products, and man-made fibers; rubber and plastic products, and 17.8 percent were metal ores and other mining and quarrying products.

¹Due to the data confidentiality purposes, the indicators of the volume of shipments carried out from/to particular countries is not given.

20.05.2025

The distribution by type of goods was different in case of freights transported domestically in the I quarter of 2025, as the share of metal ores and other mining and quarrying products equaled 55.3 percent of total, and the share of coke and refined petroleum products amounted to 27.1 percent; while the share of transport equipment amounted to 7.4 percent.

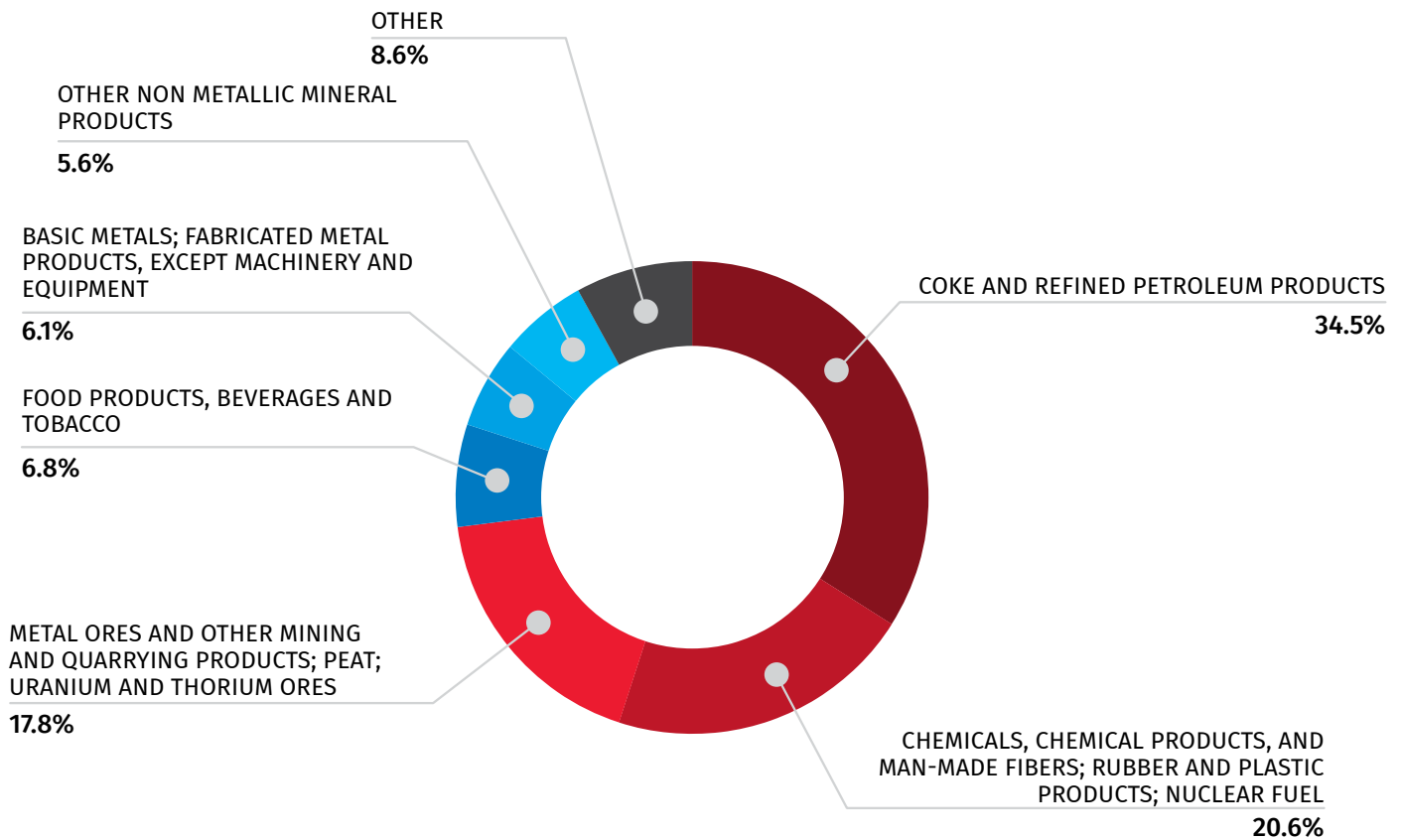
As for the freights transported internationally, in the reporting period, incoming goods were mainly coke and refined petroleum products (49.3 percent), other nonmetallic mineral products (18.5 percent), basic metals (7.1 percent), metal ores and other mining and quarrying products (6.6 percent), coal and lignite; crude petroleum and natural gas (5.8 percent), products of agriculture, hunting, and forestry (5.1 percent) and chemicals, chemical products, and man-made fibers (3.2 percent); while outgoing goods were mainly chemicals, chemical products, and man-made fibers (42.1 percent), food products, beverages and tobacco (29.1 percent), metal ores and other mining and quarrying products (11.4 percent) and basic metals (6.7 percent).

In the I quarter of 2025, three type of goods, namely coke and refined petroleum products (33.8 percent), chemicals, chemical products, and man-made fibers (27.8 percent), and metal ores and other mining and quarrying products (18.2 percent) constituted for 79.8 percent of the total volume of transit freight.

The chart below shows the structure of rail-transported goods in Georgia by type In the I quarter of 2025:

20.05.2025

STRUCTURE OF RAILWAY-TRANSPORTED FREIGHTS BY TYPE OF GOODS



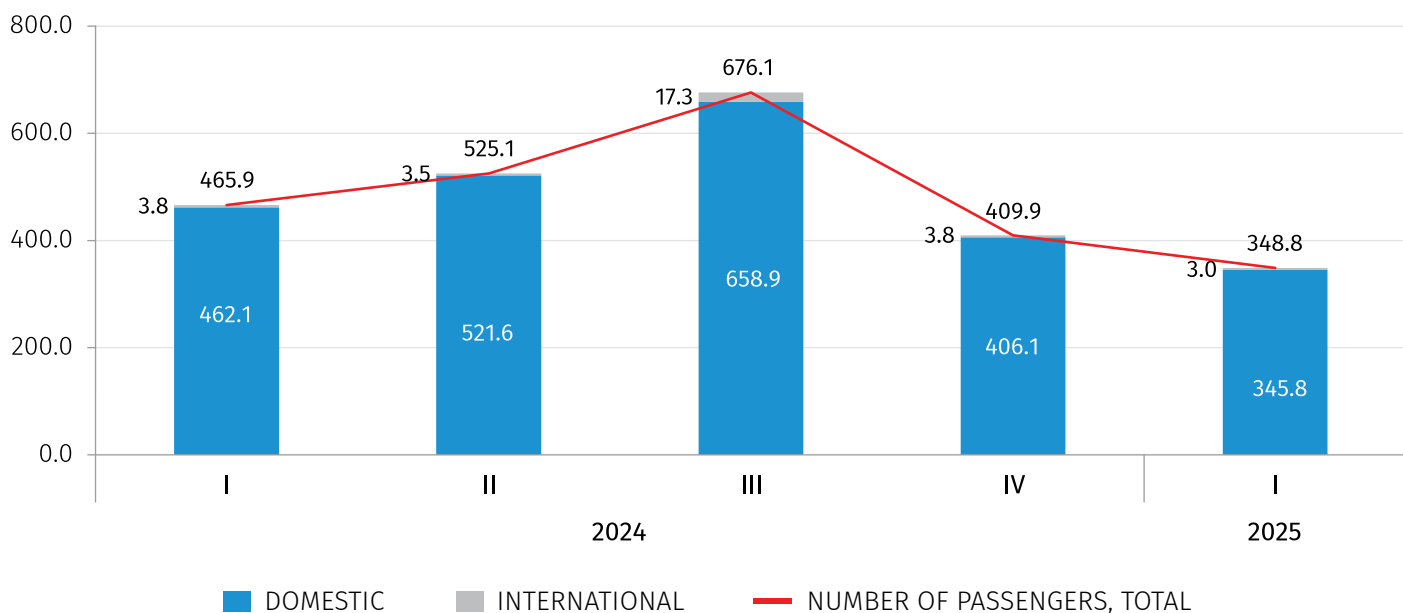
In the I quarter of 2025, the number of passengers transported by the Georgian Railway decreased by 25.1 percent compared to the corresponding period of the previous year and amounted to 348.8 thousand persons. At the same time, passenger turnover decreased by 24.2 percent and amounted to 79.3 million passenger-kilometer.

In the I quarter of 2025, the number of passengers transported within the country amounted to 345.8 thousand persons, which represents 99.1 percent of the total number of passengers carried and is 25.2 percent less than the same figure of 2024. At the same time, the number of passengers transported internationally amounted to 3.0 thousand, which is 21.8 percent less than the previous year. The country of embarkation was Armenia for 61.0 percent of internationally transported passengers while the country of disembarkation was Armenia for 39.0 percent of international transported passengers (no passengers were transported from/to any other neighboring country in the I quarter of 2025).

NATIONAL STATISTICS OFFICE OF GEORGIA

20.05.2025

NUMBER OF RAILWAY PASSENGERS, (THOUSAND PASSENGERS)



CONTACT PERSONS:

Daviti Zhorzholiani, Tel.: (+995 32) 236 72 10 (601), E-mail: dzhorzholiani@geostat.ge

Mariam Kavelashvili, Tel.: (+995 32) 236 72 10 (020), E-mail: mkavelashvili@geostat.ge