

**NATIONAL STATISTICS OFFICE OF GEORGIA**

# **AIR TRANSPORT STATISTICS OF GEORGIA**

## **2025, I QUARTER**



20.05.2025  
www.geostat.ge

## NATIONAL STATISTICS OFFICE OF GEORGIA

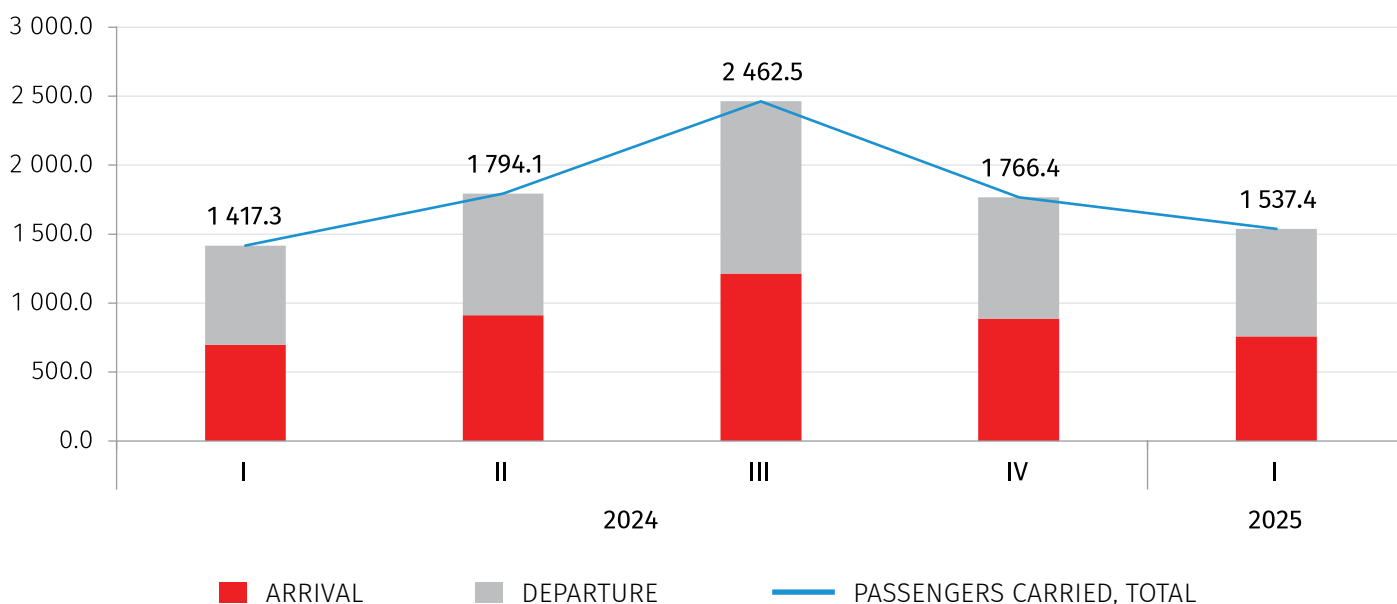
20.05.2025

### MAIN INDICATORS OF AIR TRANSPORT

(2025, I QUARTER)

In the I quarter of 2025, the number of passengers carried in the airports of Georgia increased by 8.5 percent compared to the same period of the previous year and amounted to 1.5 million persons<sup>1</sup> – 758.9 thousand passengers (8.8 percent more) arrived to and 778.6 thousand passengers (8.2 percent more) departed from the airports of Georgia.

### PASSENGERS CARRIED IN AIRPORT OF GEORGIA, (THOUSAND PERSONS)



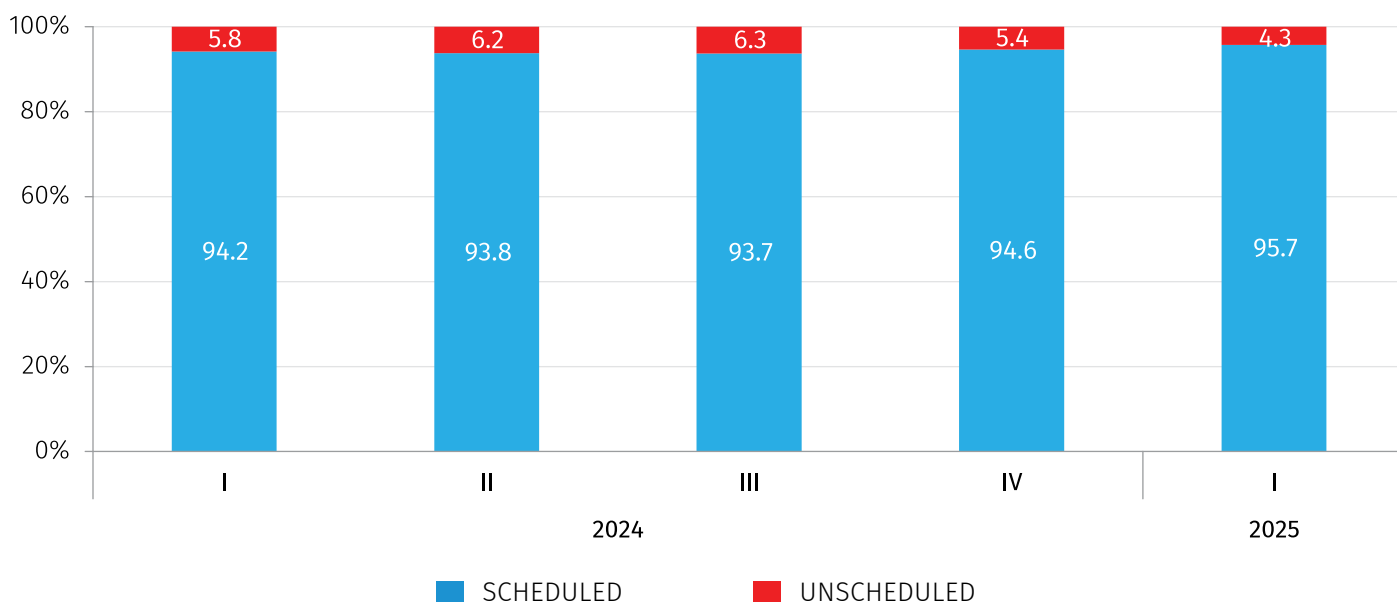
<sup>1</sup>Source: LEPL Georgian Civil Aviation Agency

## NATIONAL STATISTICS OFFICE OF GEORGIA

20.05.2025

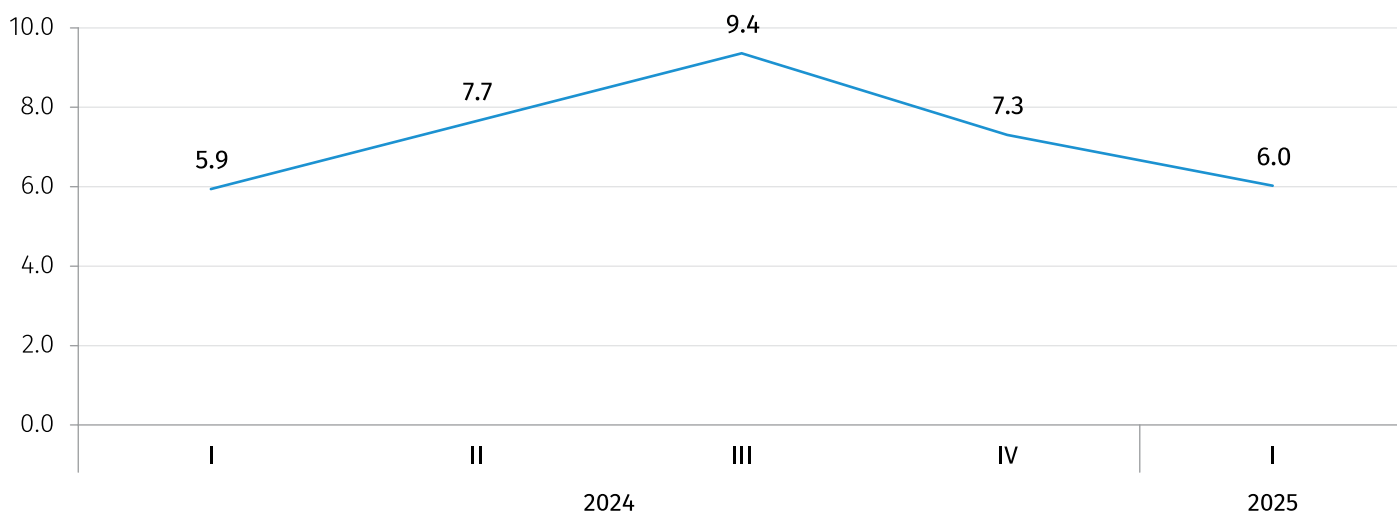
In the I quarter of 2025, scheduled flights carried 95.7 percent of passengers in airports of Georgia.

**DISTRIBUTION OF PASSENGER BY FLIGHT CATEGORY,  
(%)**



In the I quarter of 2025, the number of passenger flights from Georgian airports increased by 1.3 percent compared to the same period of the previous year and amounted to 6.0 thousands.

**NUMBER OF PASSENGER FLIGHTS,  
(THOUSAND)**

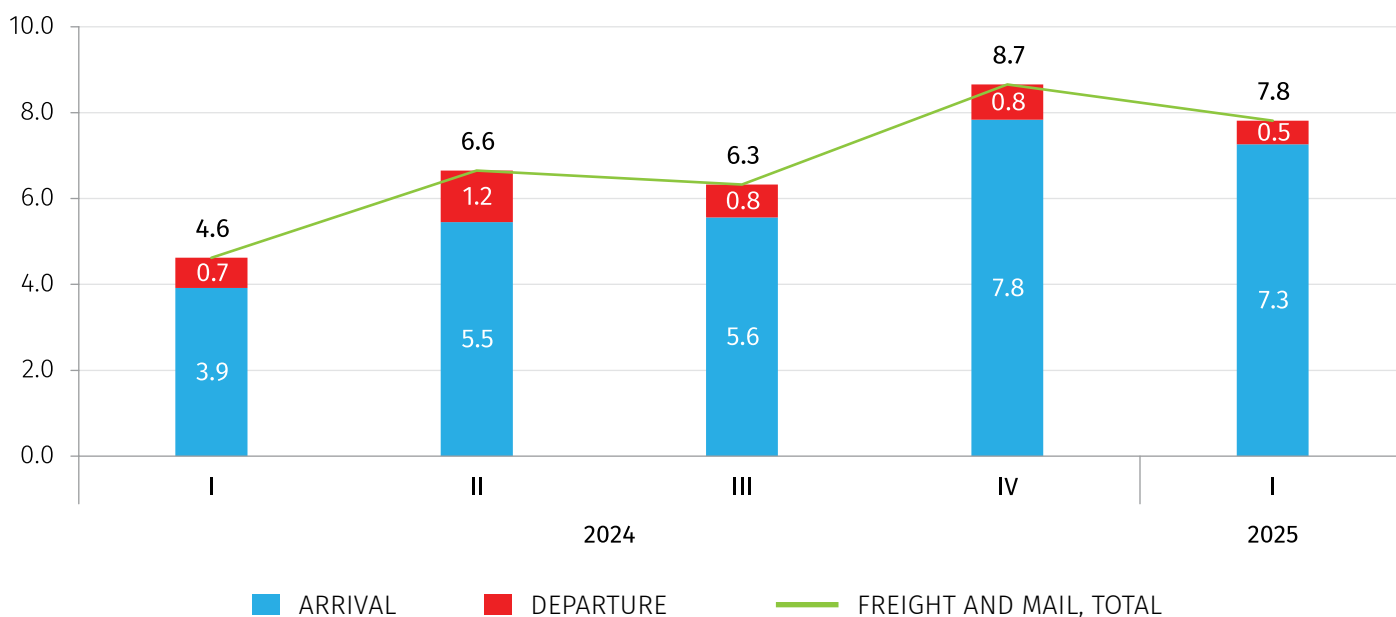


## NATIONAL STATISTICS OFFICE OF GEORGIA

20.05.2025

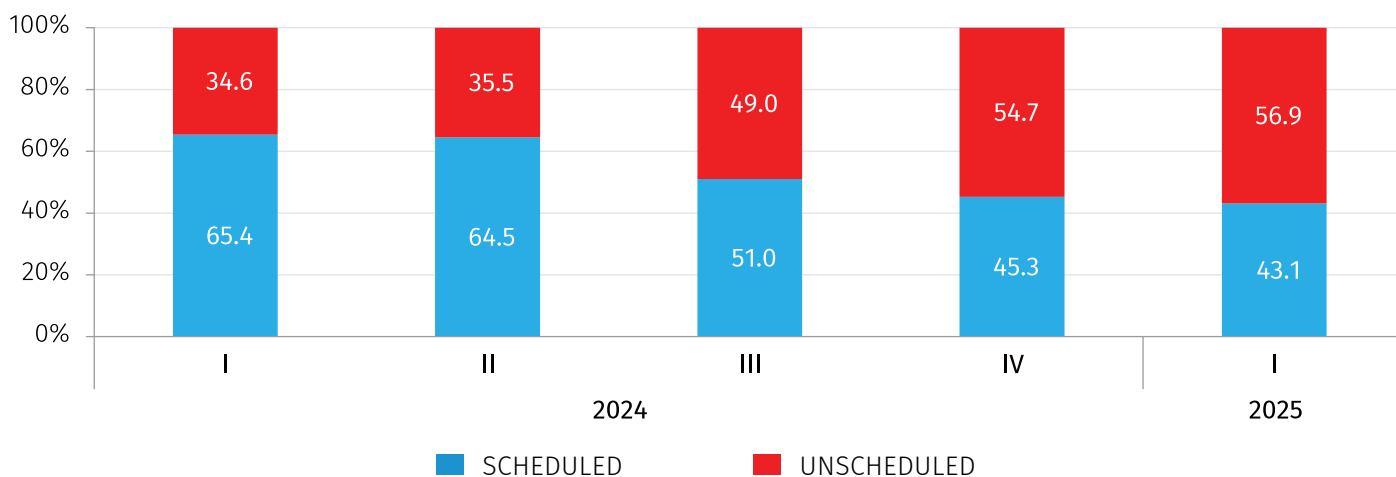
In the I quarter of 2025, in airports of Georgia volume of freight and mail amounted to 7.8 thousand tons, of which 93.0 percent was arrived freight and 7.0 percent was departed freight.

### FREIGHT AND MAIL CARRIED IN AIRPORTS OF GEORGIA, (THOUSAND TONS)



The chart below shows the distribution of freight and mail volume carried in Georgian airports by flight categories.

### PERCENTAGE DISTRIBUTION OF FREIGHT VOLUME BY FLIGHT CATEGORY, (%)



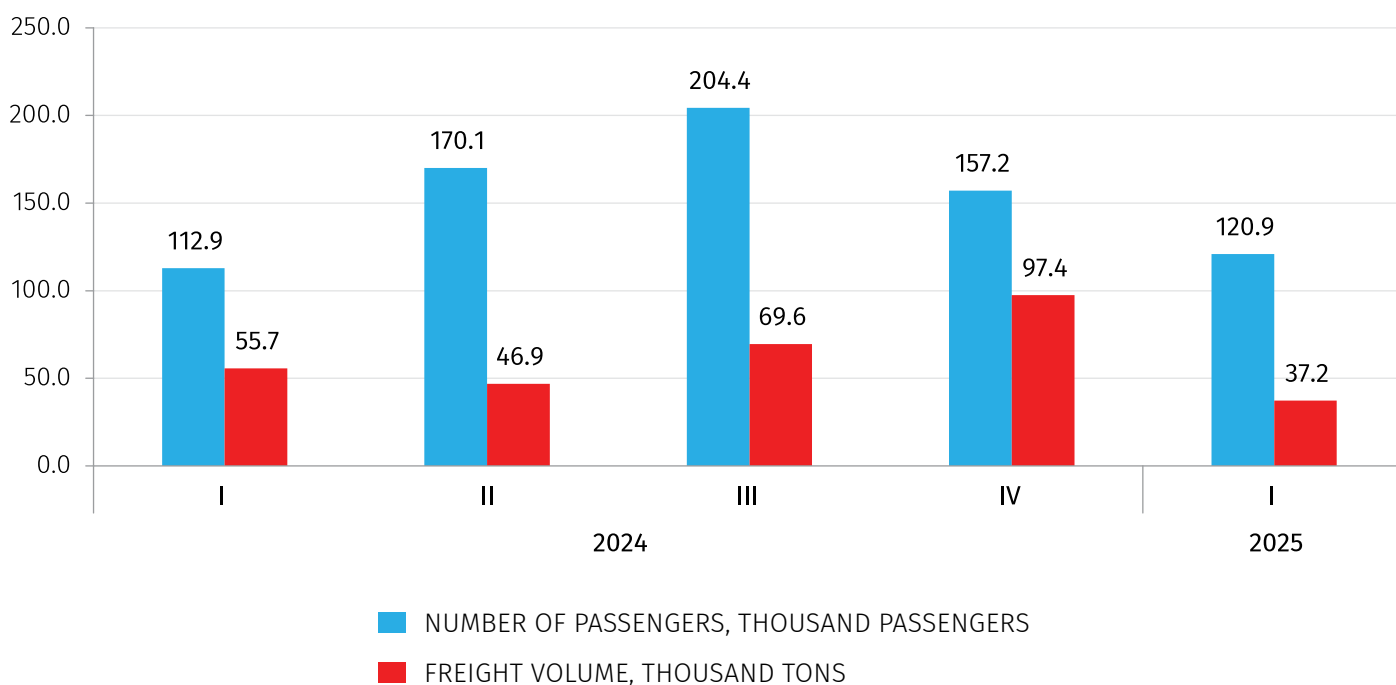
## NATIONAL STATISTICS OFFICE OF GEORGIA

20.05.2025

In the I quarter of 2025, 0.9 thousand freight flights were carried out in the airports of Georgia and that is 3.0 times more than the same figure of 2024.

In the I quarter 2025, airway companies of Georgia transported 120.9 thousand passengers and 37.2 thousand tons of freight. Compared to the corresponding period of the previous year the number of passengers increased by 7.2 percent and freight decreased by 33.3 percent.

### NUMBER OF PASSENGERS AND VOLUME OF FREIGHT TRANSPORTED BY AIRLINES REGISTERED IN GEORGIA



#### CONTACT PERSONS:

Daviti Zhorzholiani, Tel.: (+995 32) 236 72 10 (601), E-mail: [dzhorzholiani@geostat.ge](mailto:dzhorzholiani@geostat.ge)

Mariam Kavelashvili, Tel.: (+995 32) 236 72 10 (020), E-mail: [mkavelashvili@geostat.ge](mailto:mkavelashvili@geostat.ge)