

NATIONAL STATISTICS OFFICE OF GEORGIA

INDICATORS OF THE LABOUR FORCE (EMPLOYMENT AND UNEMPLOYMENT)

I QUARTER, 2025



20.05.2025

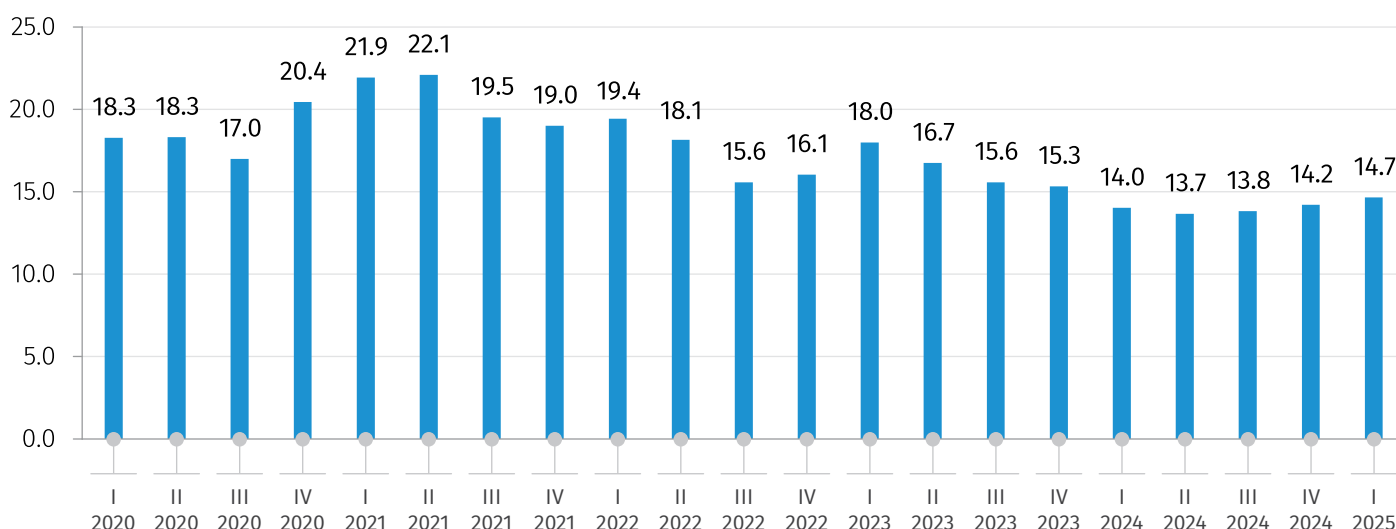
INDICATORS OF THE LABOUR FORCE (EMPLOYMENT AND UNEMPLOYMENT) I QUARTER, 2025 YEAR

In the I quarter of 2025, the unemployment rate in Georgia increased by 0.7 percentage points compared to the corresponding period of the previous year and equaled 14.7 percent.

The chart below presents the unemployment rate by quarters for the years 2020-2025.

CHART №1

UNEMPLOYMENT RATE IN GEORGIA (%)



In the I quarter of 2025, compared to the corresponding period of the previous year, the number of hired employees increased by 5.3 thousand persons (0.6%) and reached 958.3 thousand, while the number of self-employed decreased by 13.5 thousand (3.0%) and equaled to 434.7 thousand. In the same period, the number of unemployed increased by 10.8 thousand (4.7%) and equaled 239.4 thousand.

In the I quarter of 2025, the labour force participation rate (share of the labour force in the total population aged 15 and older) decreased by 0.2 percentage points compared to the corresponding period of the previous year and became 54.8 percent, while the employment rate decreased 0.5 percentage points and amounted to 46.8 percent. The labour force participation rate decreased in urban and rural settlements, by 0.2 percentage points compared to the corresponding

NATIONAL STATISTICS OFFICE OF GEORGIA

20.05.2025

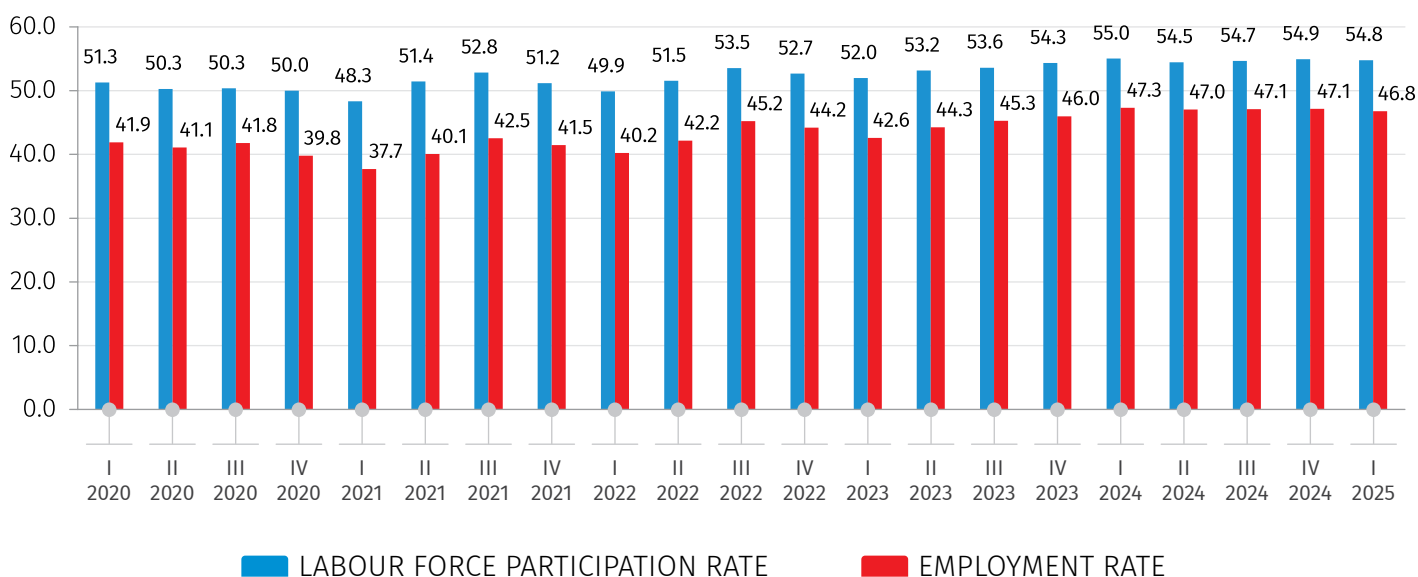
period of the previous year. The employment rate decreased by 1.0 percentage points in urban settlements, in rural settlements increased by 0.1 percentage points and equaled 47.8 and 45.3 percent, respectively.

The chart below presents the labour force participation rate and employment rate by quarters for the years 2020-2025.

CHART №2

LABOUR FORCE PARTICIPATION RATE AND EMPLOYMENT RATE

(%)



NATIONAL STATISTICS OFFICE OF GEORGIA

20.05.2025

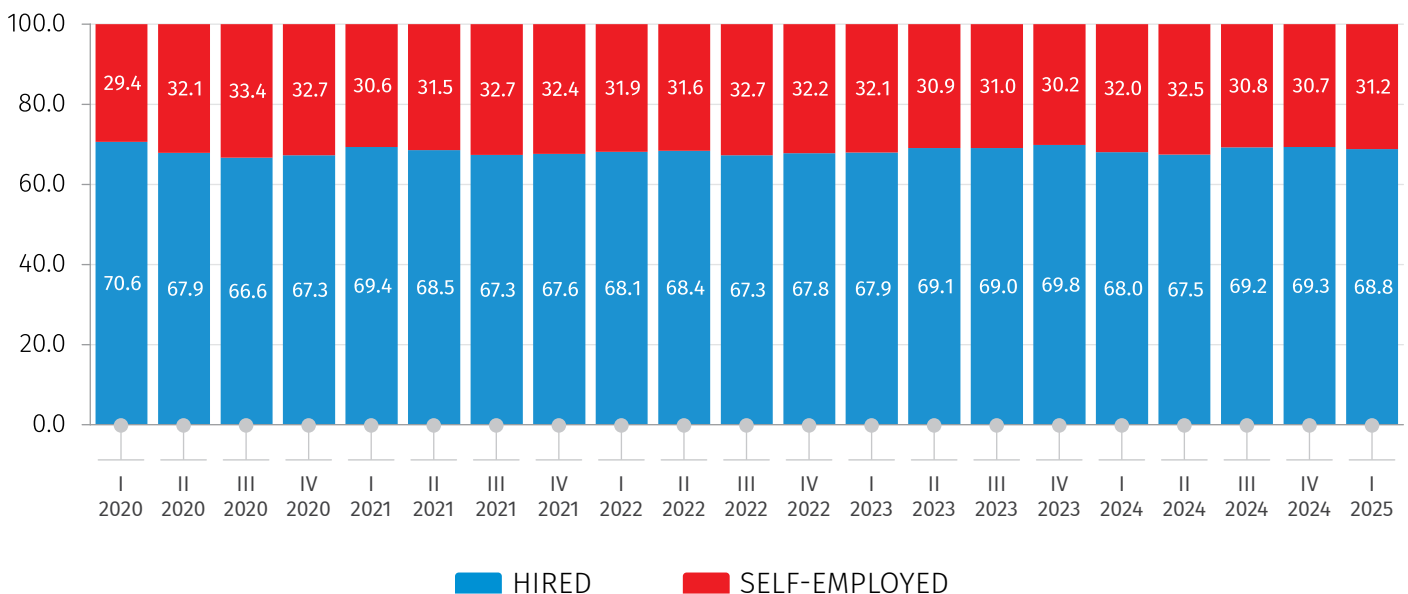
In the I quarter of 2025, compared to the corresponding period of the previous year, the share of hired employed in the total number of employed increased by 0.8 percentage points and equaled 68.8 percent.

The chart below presents the distribution of employed by status in employment, by quarters for the years 2020-2025.

CHART №3

DISTRIBUTION OF EMPLOYED BY STATUS IN EMPLOYMENT

(%)



NATIONAL STATISTICS OFFICE OF GEORGIA

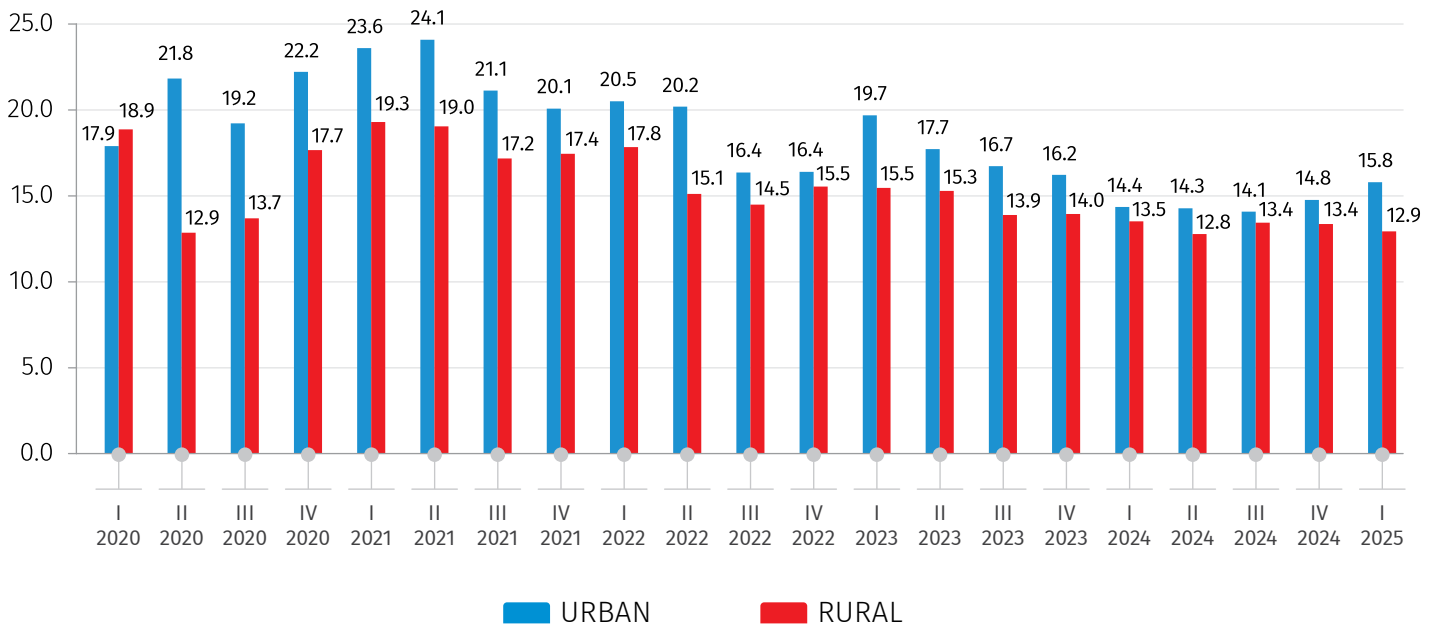
20.05.2025

In the I quarter of 2025, compared to the corresponding period of the previous year, the unemployment rate increased in urban settlements by 1.4 percentage points while in rural settlements decreased by 0.6 percentage points.

The chart below presents the unemployment rate in urban-rural areas and quarters for the years 2020-2025.

CHART №4

UNEMPLOYMENT RATE BY URBAN-RURAL AREAS
(%)



20.05.2025

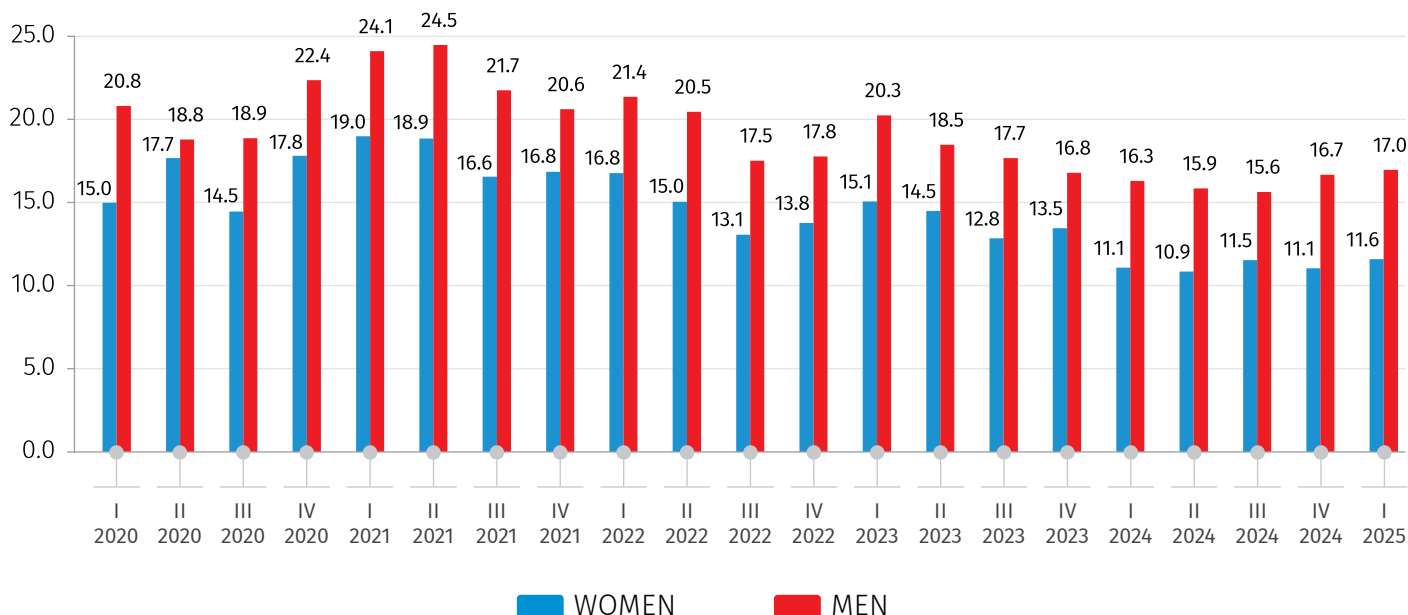
Traditionally, the unemployment rate is higher for men than for women. In the I quarter of 2025, compared to the corresponding period of the previous year, this rate increased by 0.5 percentage points for women and by 0.7 percentage points for men, equaling 11.6 and 17.0 percent, respectively.

The chart below presents the unemployment rate by sex and quarters for the years 2020-2025.

CHART №5

UNEMPLOYMENT RATE BY SEX

(%)



NATIONAL STATISTICS OFFICE OF GEORGIA

20.05.2025

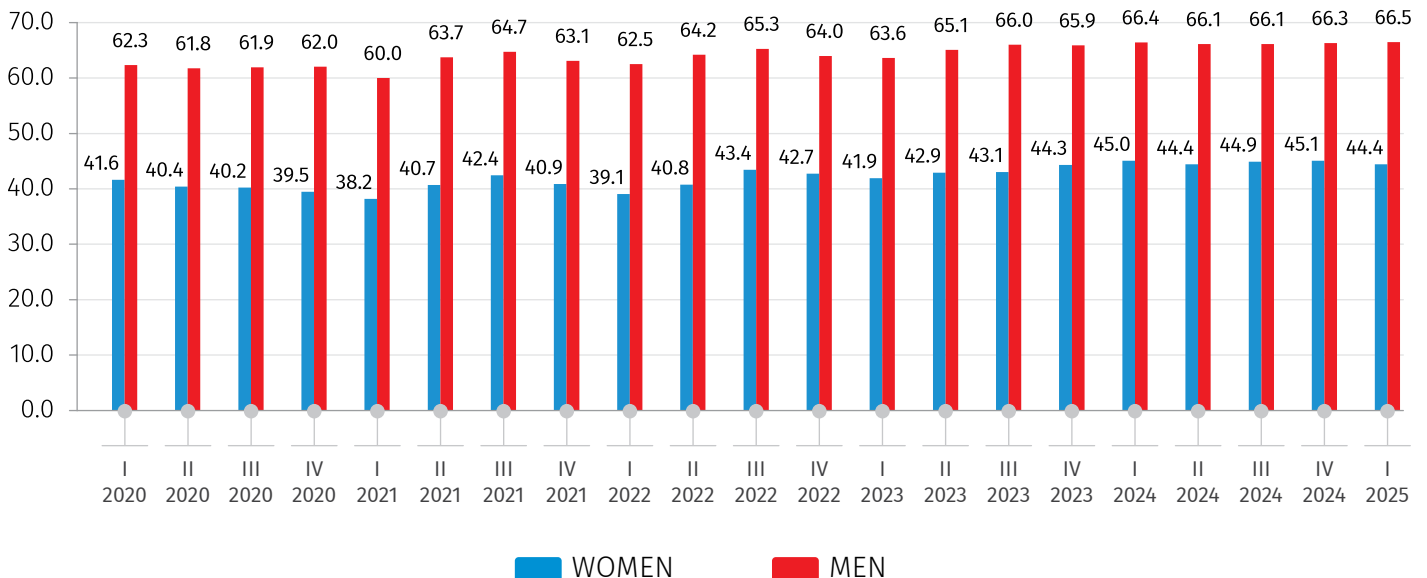
The labour force participation rate is higher for men than for women. In the I quarter of 2025, the indicator for women was 44.4 percent and for men was 66.5 percent. The labour force participation rate for women decreased by 0.6 percentage points, while for men it remained unchanged, compared to the corresponding period of the previous year.

The chart below presents the labour force participation rate by sex and quarters for the years 2020-2025.

CHART №6

LABOUR FORCE PARTICIPATION RATE BY SEX

(%)



NATIONAL STATISTICS OFFICE OF GEORGIA

20.05.2025

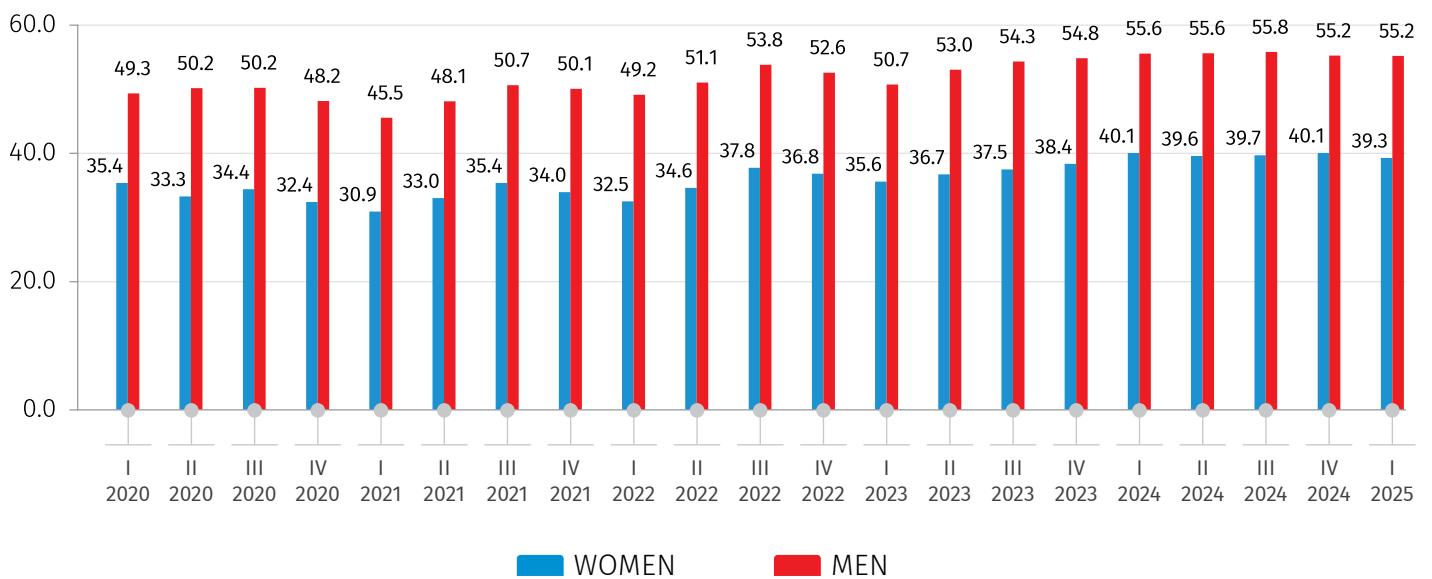
In the I quarter of 2025, the employment rate for women decreased by 0.8, while for men – by 0.4 percentage points, compared to the corresponding period of the previous year.

The chart below illustrates the employment rate by sex and quarters for the years 2020-2025.

CHART №7

EMPLOYMENT RATE BY SEX

(%)



CONTACT PERSONS:

Vasil Tsakadze, Tel.: (+995 32) 236 72 10 (600), E-mail: vtsakadze@geostat.ge

Mariam Kavelashvili, Tel.: (+995 32) 236 72 10 (020), E-mail: mkavelashvili@geostat.ge