

**NATIONAL STATISTICS OFFICE OF GEORGIA**

# **INDICATORS OF LIVING CONDITIONS HOUSEHOLDS INCOMES AND EXPENDITURES**

# 2024



23.05.2025  
www.geostat.ge

Total Production		Total \$ Volum
Total # Closed	35	\$3,323,8
Volume	9	\$2,228,8
\$282,100.00	3	\$43,26
\$24,300.00	17	700
\$0.00	2	8.0



# NATIONAL STATISTICS OFFICE OF GEORGIA

23.05.2025

## INDICATORS OF LIVING CONDITIONS (HOUSEHOLDS INCOMES AND EXPENDITURES)

2024

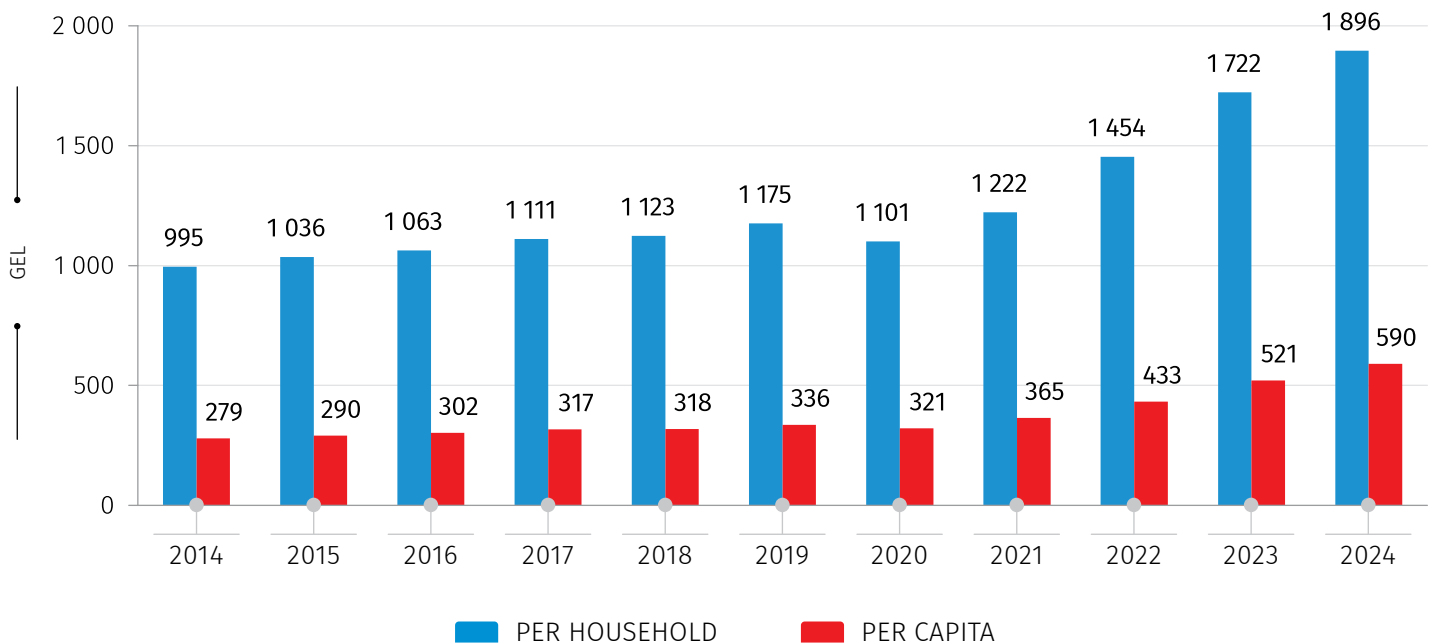
### INCOMES

In 2024, the average monthly income (cash and non-cash inflows) per household in Georgia increased by 10.1 percent compared to the previous year, reaching 1 896 GEL. The average monthly income per capita increased by 13.2 percent, amounting to 590 GEL.

The chart below presents average monthly cash and non-cash inflows per household and per capita for 2014-2024 years.

CHART №1

### AVERAGE MONTHLY CASH AND NON-CASH INFLOWS PER HOUSEHOLD AND PER CAPITA (GEL)



## NATIONAL STATISTICS OFFICE OF GEORGIA

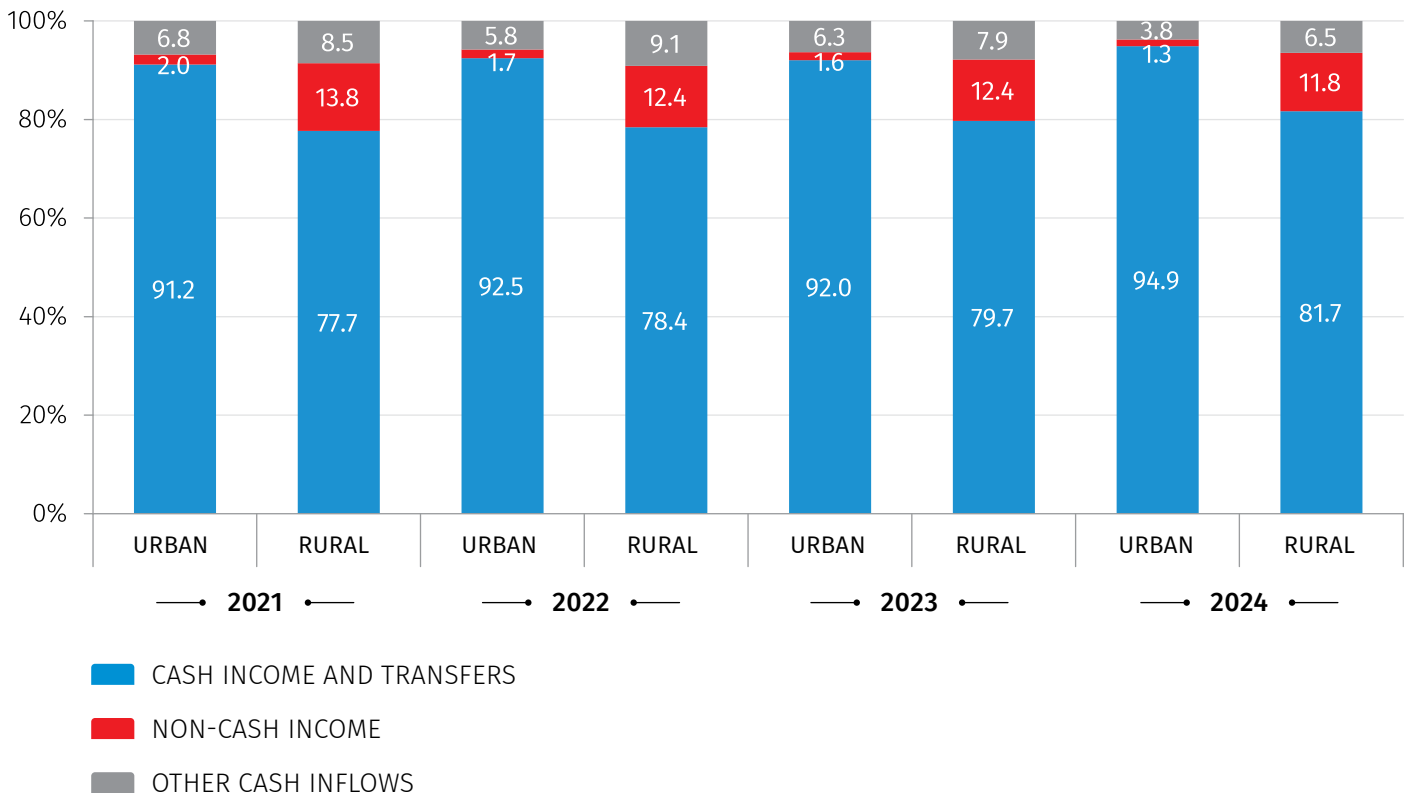
23.05.2025

According to the survey results, the main source of household income is cash incomes and transfers. In 2024, this share increased by 2.7 percentage points compared to the previous year, amounting to 90.4 percent. The figure was 94.9 percent in urban areas and 81.7 percent in rural areas.

The chart below presents distribution of average monthly cash and non-cash inflows of households by main sources and settlement type for 2021-2024 years.

CHART №2

**DISTRIBUTION OF AVERAGE MONTHLY CASH AND NON-CASH INFLOWS (%)**



The average monthly income per household in urban areas increased by 12.6 percent, amounting to 1 978 GEL, while in rural areas it increased by 5.5 percent, equaling 1 755 GEL.

In the structure of cash incomes and transfers, the largest share is held by incomes received from wages, which decreased by 0.3 percentage points compared to the previous year, reaching 47.6 percent. The share of self-employment income increased by 0.9 percentage points, amounting to 12.7 percent. The share of income from pensions, scholarships, and social

## NATIONAL STATISTICS OFFICE OF GEORGIA

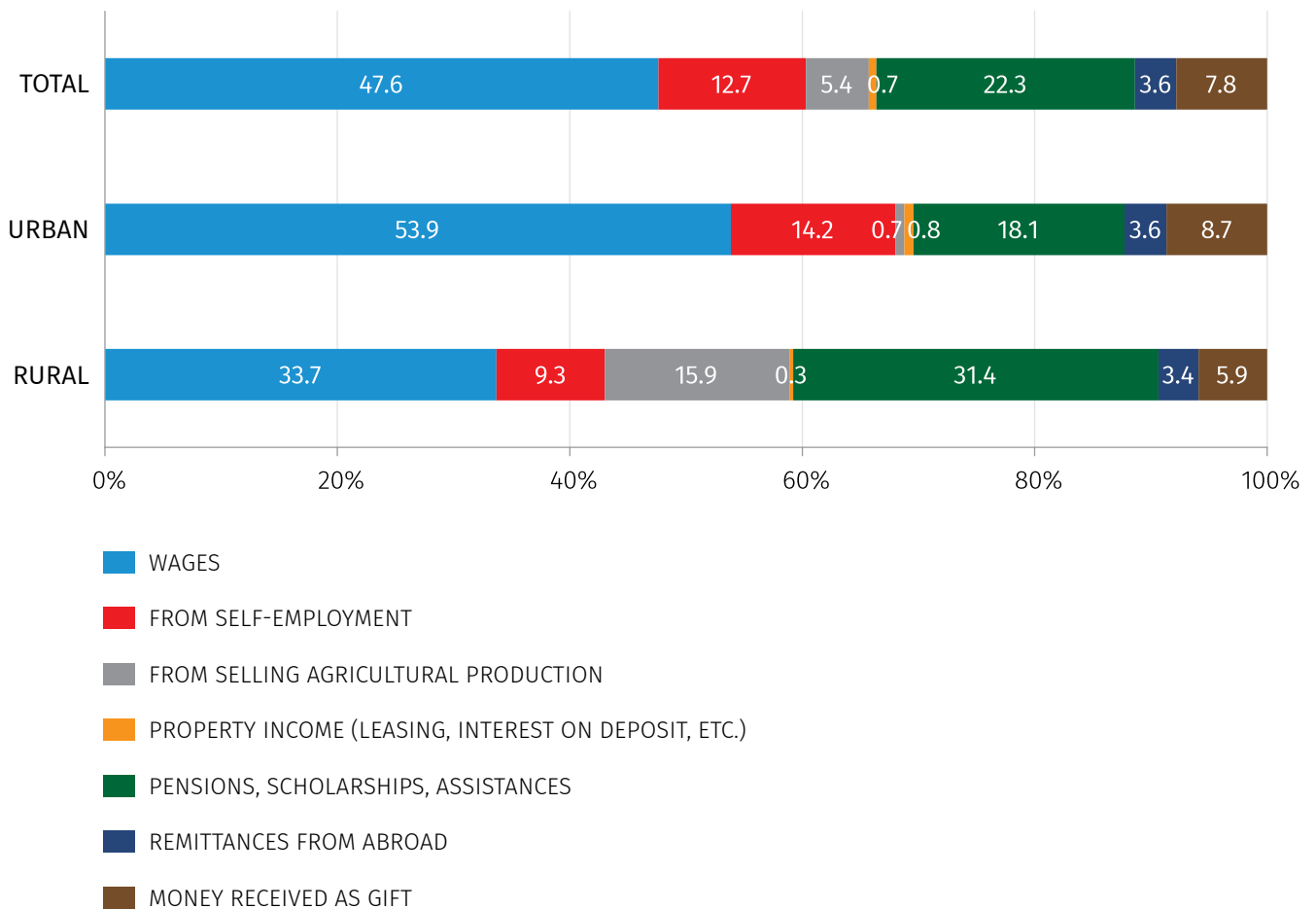
23.05.2025

assistance increased by 0.4 percentage points, reaching 22.3 percent. The structure of cash incomes and transfers differs between urban and rural settlements.

The chart below presents distribution of cash incomes and transfers by categories and settlement type for 2024 year.

CHART №3

**DISTRIBUTION OF CASH INCOMES AND TRANSFERS**  
(%)



## NATIONAL STATISTICS OFFICE OF GEORGIA

23.05.2025

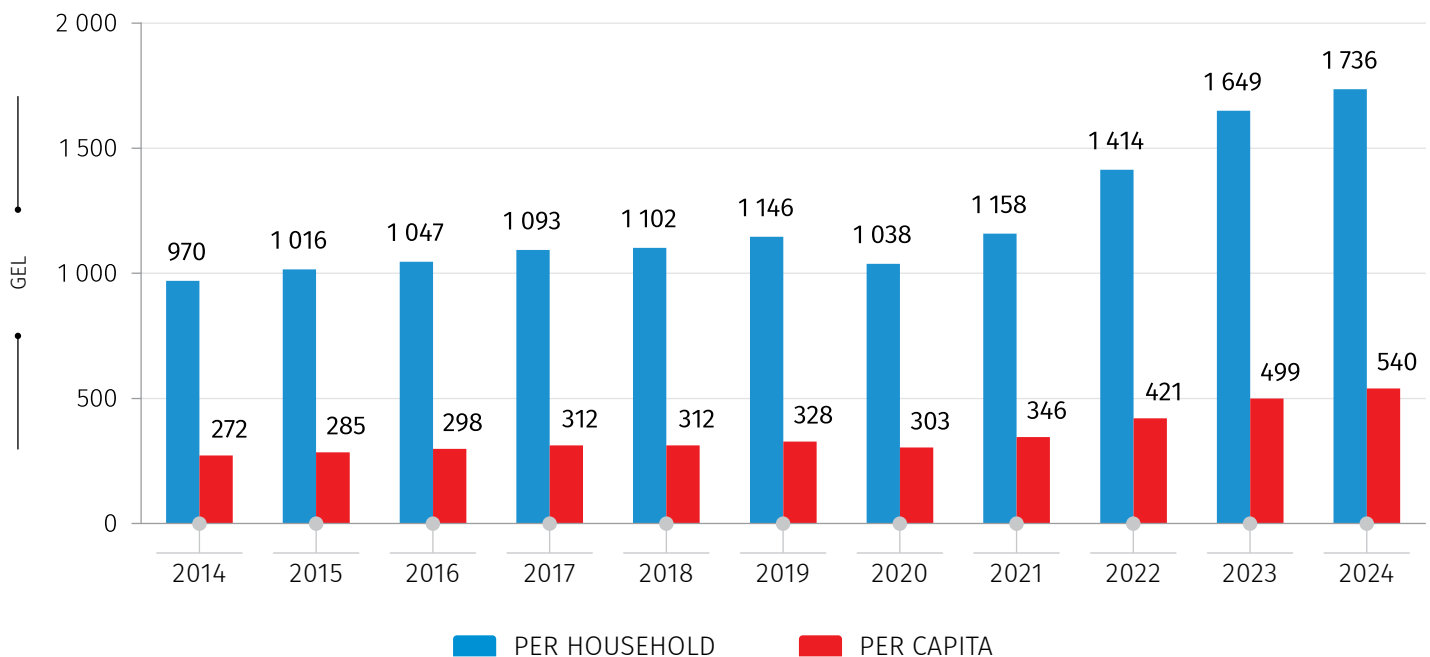
### EXPENDITURES

In 2024, the average monthly expenditures per household in Georgia increased by 5.2 percent compared to the previous year, reaching 1 736 GEL, while the average monthly expenditures per capita increased by 8.2 percent, amounting to 540 GEL.

The chart below presents the average monthly expenditures per household and per capita for 2014-2024.

CHART №4

**AVERAGE MONTHLY EXPENDITURES PER HOUSEHOLD AND PER CAPITA  
(GEL)**



## NATIONAL STATISTICS OFFICE OF GEORGIA

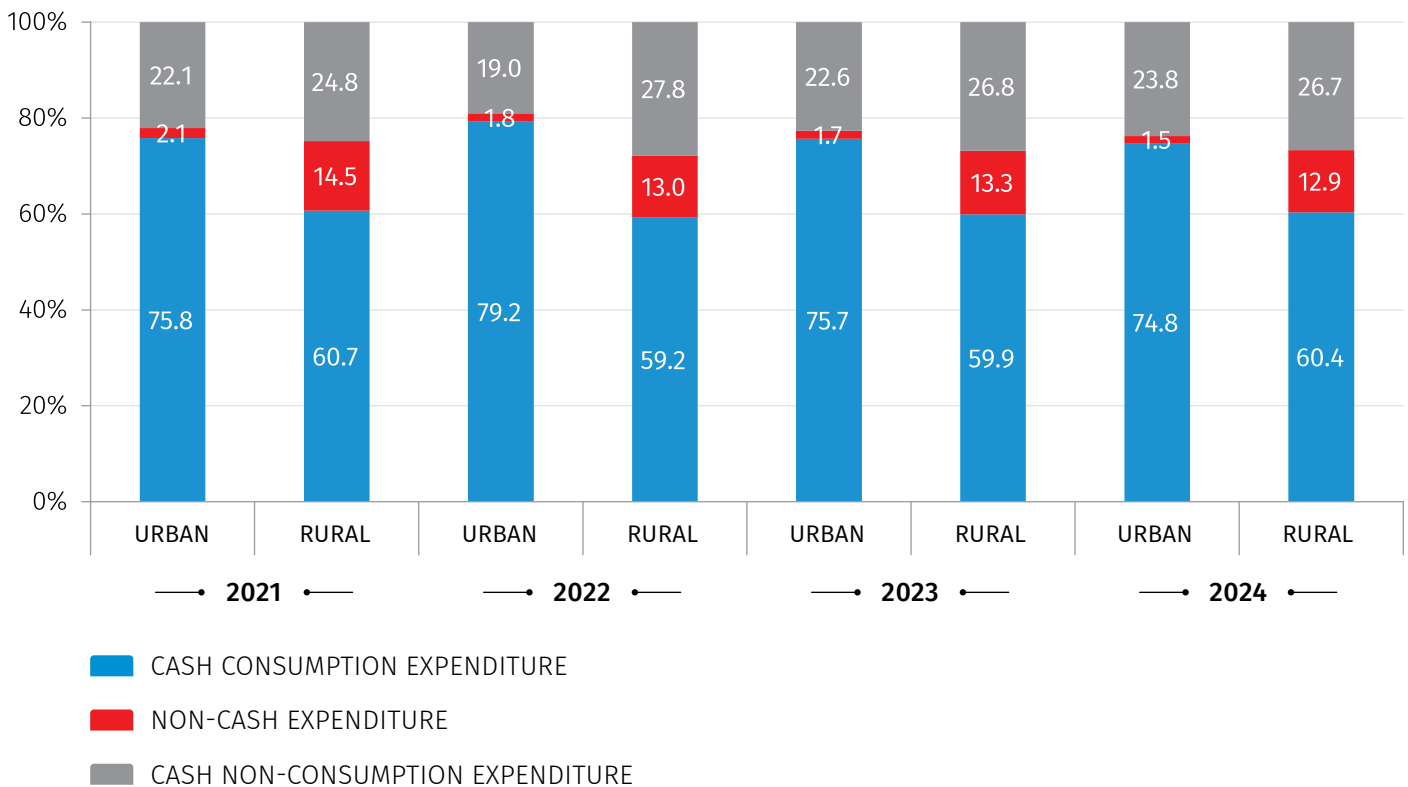
23.05.2025

According to the survey results, in 2024, the share of household cash consumption expenditure in total expenditures decreased by 0.4 percentage points compared to the previous year, amounting to 69.9 percent.

The chart below presents distribution of average monthly expenditures of households by main categories and settlement type for 2021-2024 years.

CHART №5

**DISTRIBUTION OF AVERAGE MONTHLY EXPENDITURES**  
(%)



The average monthly expenditures per household in urban areas increased by 6.3 percent, amounting to 1 813 GEL, while in rural areas it increased by 3.4 percent, equaling 1 603 GEL.

In the structure of cash consumption expenditure, the largest share is held by expenditures on food, beverages and tobacco, which decreased by 0.5 percentage points compared to the previous year, reaching 38.1 percent. The structure of cash consumption expenditure differs between urban and rural settlements.

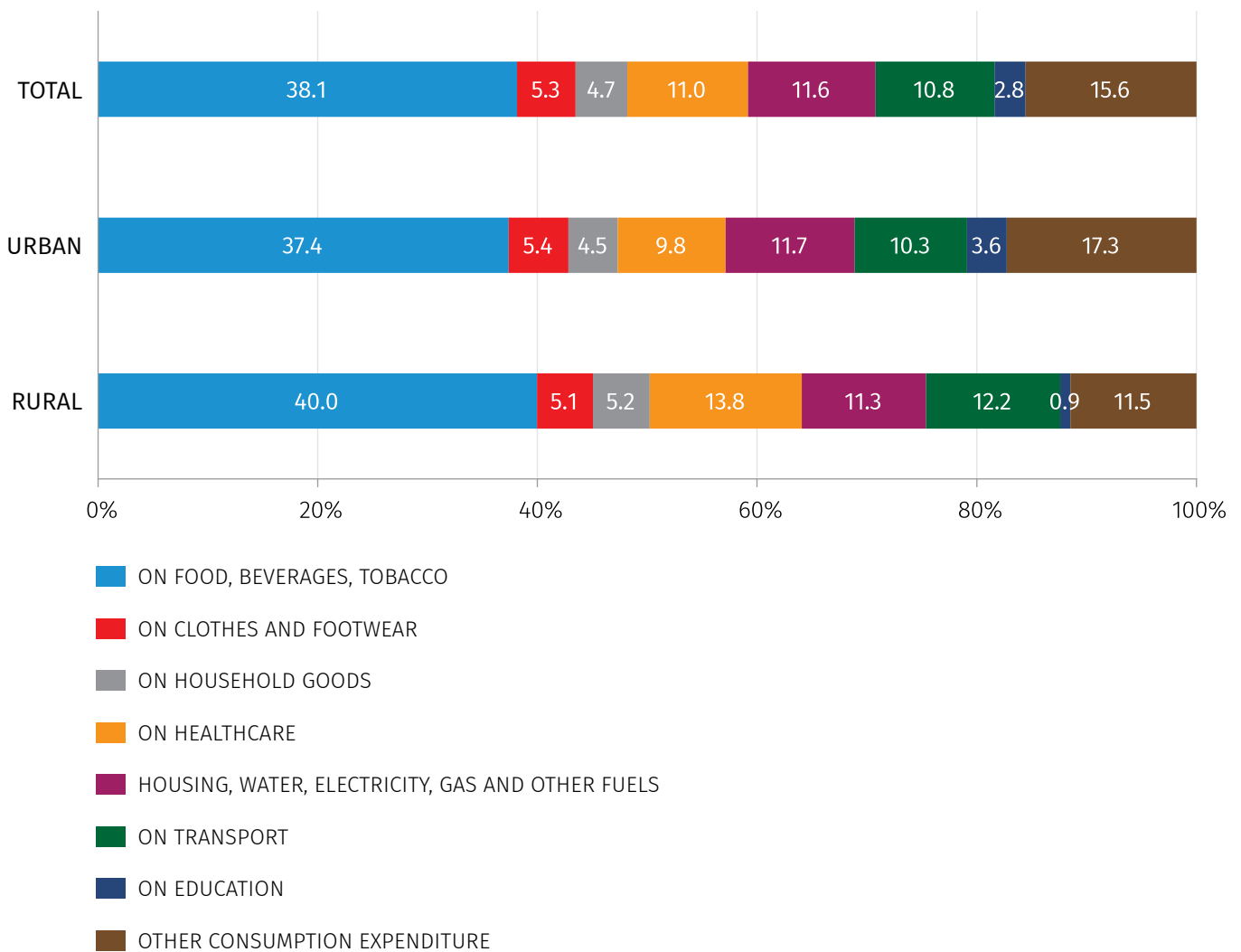
The chart below presents distribution of cash consumption expenditure by categories and settlement type for 2024 year.

## NATIONAL STATISTICS OFFICE OF GEORGIA

23.05.2025

CHART №6

### DISTRIBUTION OF CASH CONSUMPTION EXPENDITURE (%)



#### CONTACT PERSONS:

Vasil Tsakadze, Tel.: (+995 32) 236 72 10 (600). E-mail: [vtsakadze@geostat.ge](mailto:vtsakadze@geostat.ge)

Mariam Kavelashvili, Tel.: (+995 32) 236 72 10 (020). E-mail: [mkavelashvili@geostat.ge](mailto:mkavelashvili@geostat.ge)