


NATIONAL STATISTICS OFFICE OF GEORGIA

INDICATORS OF CULTURE STATISTICS

2024



13.06.2025
www.geostat.ge

NATIONAL STATISTICS OFFICE OF GEORGIA

13.06.2025

CULTURE STATISTICS

2024

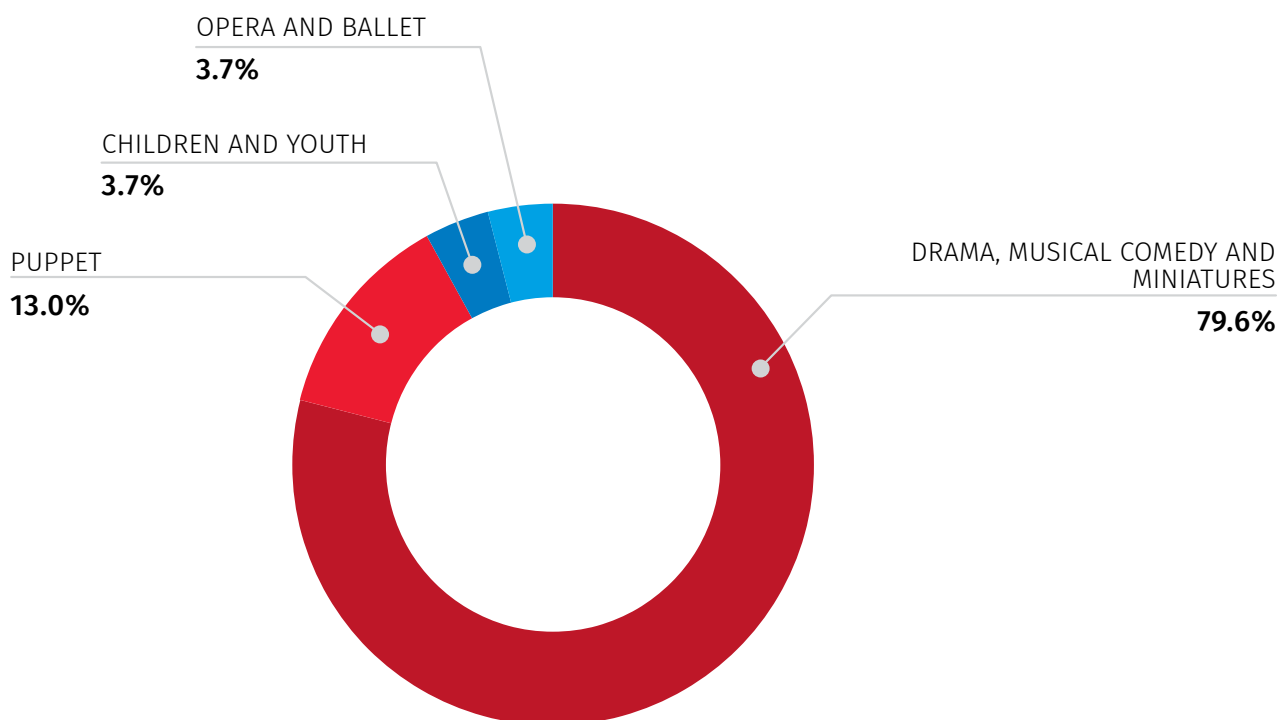
STATISTICAL SURVEY OF THEATRES

In 2024, 54 professional theatres were operated in Georgia, of which 43 were Drama, Musical Comedy and Miniatures, 7 – Puppet, 2 - Opera and Ballet and 2 - Children's and Youth theatres. The majority of theaters (53.7 percent) are operated in Tbilisi, 14.8 percent in Imereti, and 31.5 percent in other regions.

The chart below presents the distribution of professional theatres by theatre type, in 2024.

CHART №1

DISTRIBUTION OF THEATRES BY THEATRE TYPE IN 2024



NATIONAL STATISTICS OFFICE OF GEORGIA

13.06.2025

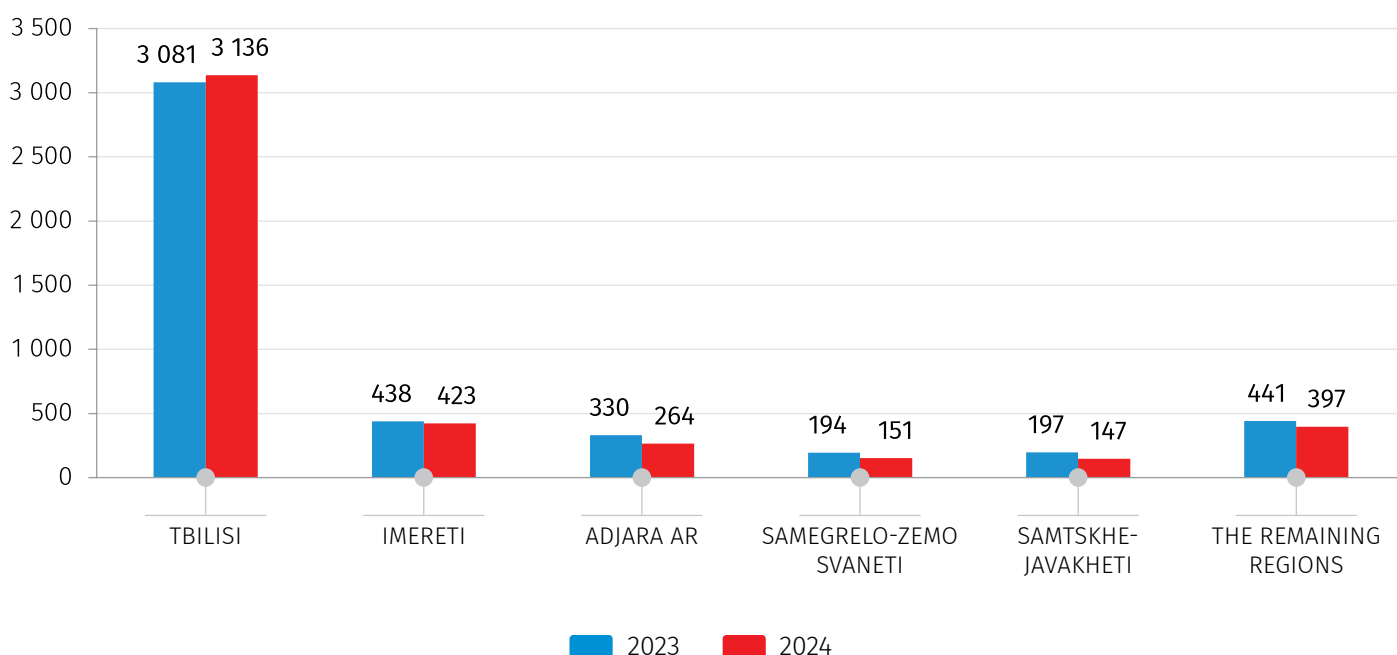
In 2024, the number of events held in the country amounted to 4.8 thousand, of which the number of offsite events amounted to 177. The number of events held abroad amounted to 136.

The number of performances in 2024 decreased by 3.5 percent compared to the previous year and amounted to 4 518. Approximately two-thirds (69.4 percent) of the performances were held in Tbilisi.

The chart below presents the number of performances by regions in 2023-2024.

CHART №2

NUMBER OF PERFORMANCES BY REGIONS IN 2023-2024
(UNIT)



NATIONAL STATISTICS OFFICE OF GEORGIA

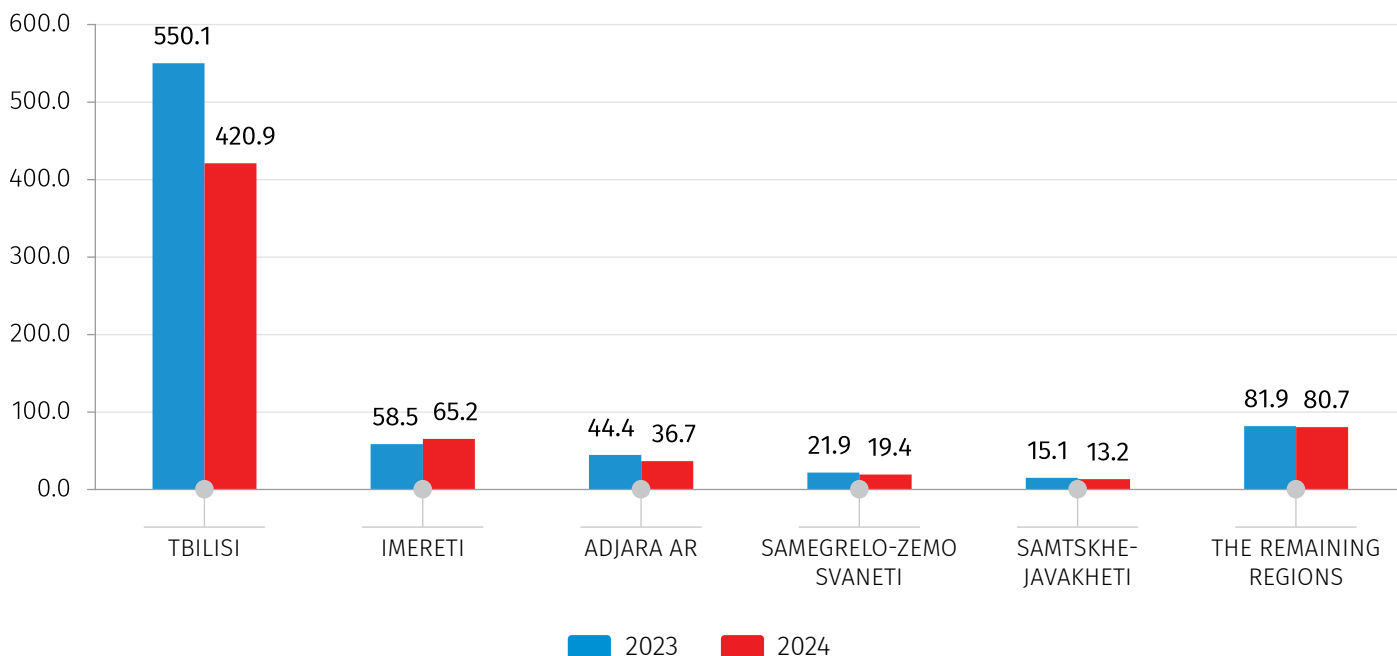
13.06.2025

In 2024, the total number of attendants decreased by 17.6 percent compared to the previous year and amounted to 636.1 thousand. Two-thirds of attendants (66.2 percent) come to Tbilisi, with Imereti in second place (10.3 percent).

The chart below presents the number of attendants by regions in 2023-2024.

CHART №3

NUMBER OF ATTENDANTS BY REGIONS IN 2023-2024
(THOUSAND PERSONS)



NATIONAL STATISTICS OFFICE OF GEORGIA

13.06.2025

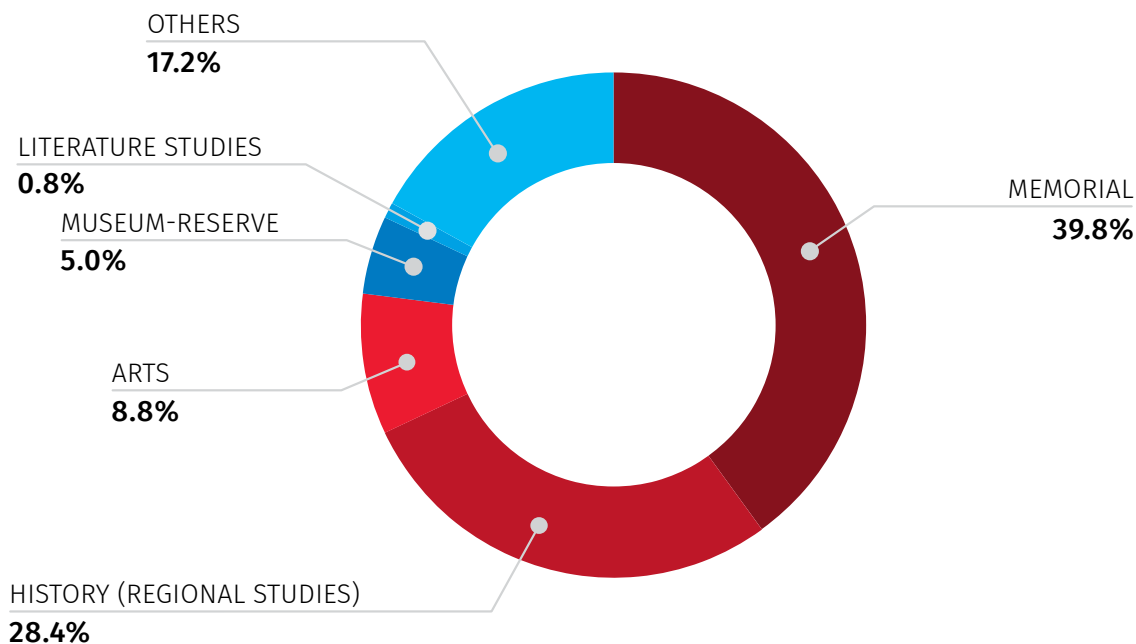
STATISTICAL SURVEY OF MUSEUMS

In 2024, 261 museums and museum reserves were operated in Georgia, of which 104 were memorial, 74 - history (regional studies), 23 - arts, 13 - museum-reserve, 2 – literature studies, and 45 – other types of museums.

The chart below presents the distribution of museums and museum reserves by type in 2024.

CHART №4

DISTRIBUTION OF MUSEUMS AND MUSEUM RESERVES IN 2024



NATIONAL STATISTICS OFFICE OF GEORGIA

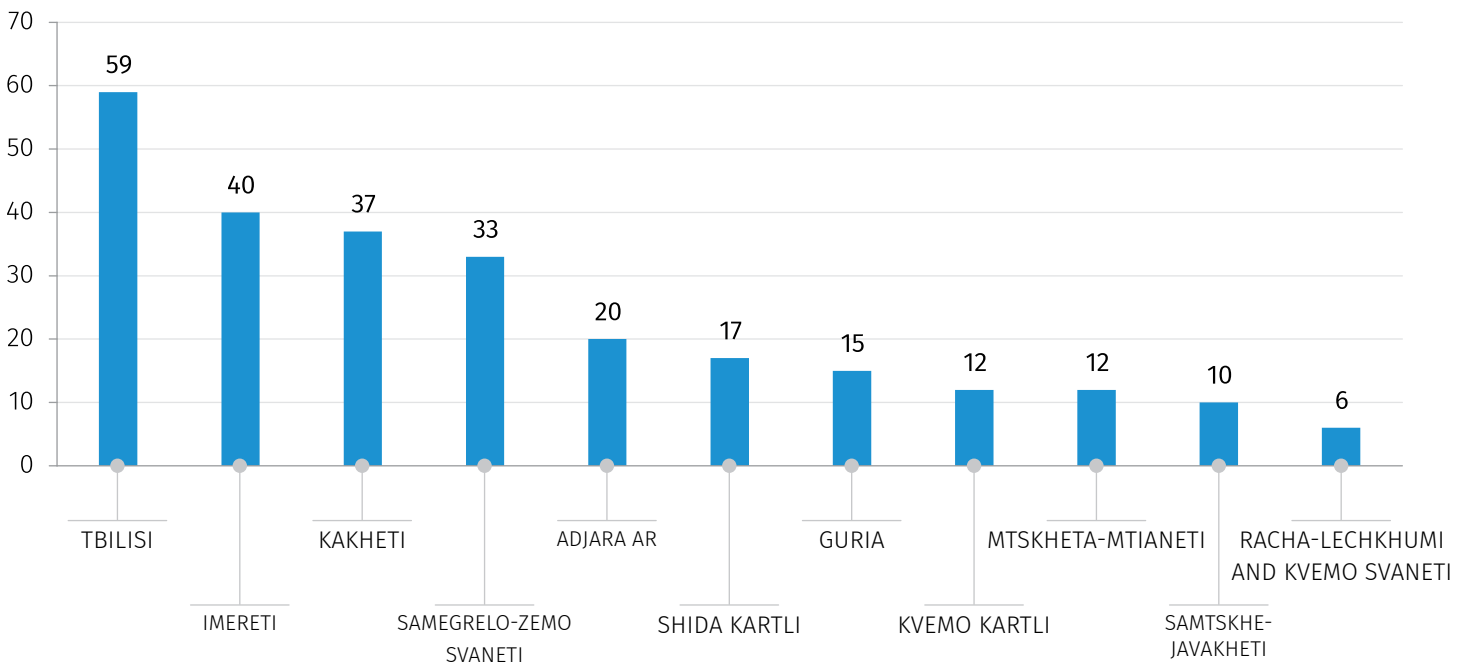
13.06.2025

In 2024, most museums were operated in Tbilisi (22.6%), followed by Imereti (15.3%) and Kakheti (14.2%).

The chart below presents the distribution of museums and museum-reserves by regions in 2024.

CHART №5

NUMBER OF MUSEUMS AND MUSEUM-RESERVES BY REGIONS IN 2024
(UNIT)



NATIONAL STATISTICS OFFICE OF GEORGIA

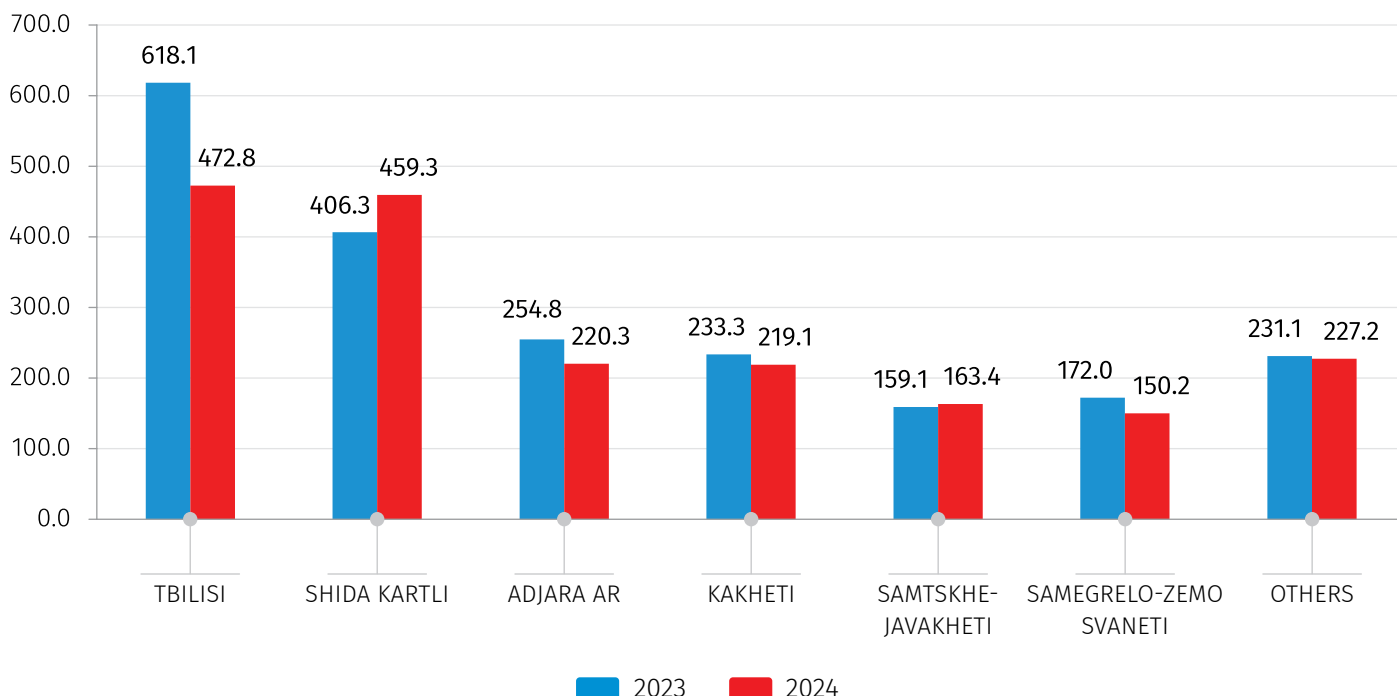
13.06.2025

In 2024, the number of visitors in museums decreased by 7.8 percent compared to the previous year and amounted to 1.9 million. Average number of visitors per museum equaled to 7.3 thousand persons.

The chart below presents the number of visitors by regions in 2023-2024.

CHART №6

NUMBER OF VISITORS BY REGIONS IN 2023-2024
(THOUSAND PERSONS)



In 2024, the number of excursions in museums decreased by 3.0 percent and amounted to 45.0 thousand, the number of exhibitions increased by 2.5 percent and amounted to 939.

CONTACT PERSONS:

Vasil Tsakadze, Tel.: (+995 32) 236 72 10 (600). E-mail: vtsakadze@geostat.ge

Mariam Kavelasvili, Tel.: (+995 32) 236 72 10 (020). E-mail: mkavelashvili@geostat.ge