

NATIONAL STATISTICS OFFICE OF GEORGIA

DOMESTIC EXPORTS OF GEORGIA

**JANUARY - MAY 2025
(PRELIMINARY RESULTS)**



NATIONAL STATISTICS OFFICE OF GEORGIA

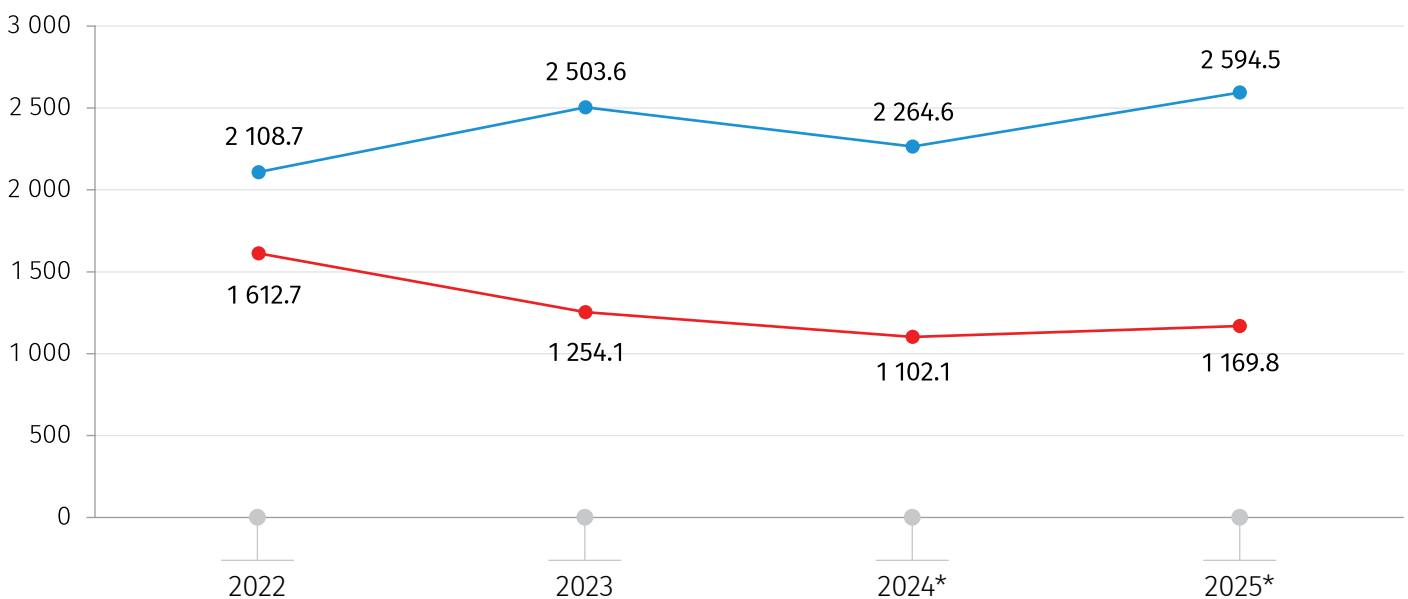
19.06.2025

THE DOMESTIC EXPORTS IN JANUARY-MAY 2025 (PRELIMINARY)

In January-May 2025 the exports of Georgia (excluding non-declared exports) equaled USD 2 594.5 million, 14.6 percent higher year-on-year. Share of the domestic exports in total exports constituted 45.1 percent and amounted to USD 1 169.8 million, 6.1 percent higher to the same period of 2024.

The charts below reflect the basic trends of the indicators in 2022-2025:

TREND OF THE EXPORTS IN GEORGIA IN JANUARY-MAY 2022-2025 (MILL. USD)



*Preliminary data.

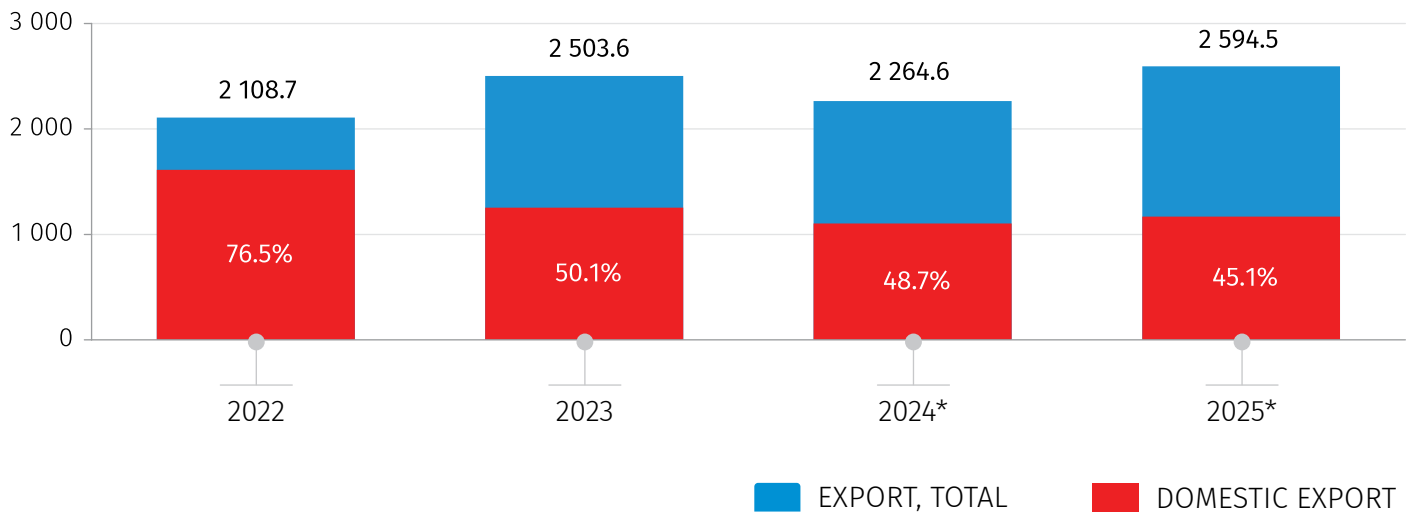
● EXPORT, TOTAL

● DOMESTIC EXPORT

NATIONAL STATISTICS OFFICE OF GEORGIA

19.06.2025

GEORGIAN EXPORT IN JANUARY-MAY 2022-2025 (MILL.USD)



*Preliminary data.

** Share of domestic exports (exports excluding re-exports) in total exports is presented as percentage figure.

The table below shows monthly data for 2023-2025 domestic exports in absolute values and their changes (in percentage) compared to the corresponding month of the previous year.

DOMESTIC EXPORTS OF GEORGIA

		THSD. US DOLLARS	CHANGE (%)
2023	January	262 762.9	11.8
	February	243 448.6	-25.7
	March	275 395.6	-17.2
	April	225 211.2	-30.7
	May	247 252.2	-37.0
	June	251 448.1	-12.3
	July	259 469.3	-23.7
	August	208 238.5	-21.5
	September	245 914.2	-24.8
	October	202 394.5	-31.4
	November	207 119.6	-32.0
	December	234 114.0	-21.8

NATIONAL STATISTICS OFFICE OF GEORGIA

19.06.2025

		THSD. US DOLLARS	CHANGE (%)
2024*	January	166 968.0	-36.5
	February	226 763.6	-6.9
	March	248 415.6	-9.8
	April	217 957.1	-3.2
	May	241 981.3	-2.1
	June	288 932.8	14.9
	July	312 624.2	20.5
	August	256 716.5	23.3
	September	233 451.7	-5.1
	October	345 619.6	70.8
	November	234 489.1	13.2
	December	233 143.5	-0.4
2025*	January	186 313.6	11.6
	February	202 177.8	-10.8
	March	253 262.2	2.0
	April	260 412.9	19.5
	May	267 648.2	10.6

*Preliminary data.

NATIONAL STATISTICS OFFICE OF GEORGIA

19.06.2025

In January-May 2025 the share of the top ten trading partners by domestic exports in the total domestic exports of Georgia amounted to 70.0 percent. The top partners were Russia (USD 229.0 million), China (USD 121.1 million) and Türkiye (USD 120.0 million).

TOP TRADING PARTNERS BY DOMESTIC EXPORTS

	JANUARY - MAY 2024*		JANUARY - MAY 2025*		CHANGE (%)
	THSD. US DOLLARS	SHARE IN TOTAL (%)	THSD. US DOLLARS	SHARE IN TOTAL (%)	
TOTAL	1 102 085.6	100.0	1 169 814.6	100.0	6.1
Of which:					
Russia	258 315.1	23.4	229 035.5	19.6	-11.3
China	100 478.1	9.1	121 083.0	10.4	20.5
Türkiye	152 651.1	13.9	119 981.0	10.3	-21.4
Bulgaria	25 630.1	2.3	80 303.1	6.9	213.3
Armenia	63 749.6	5.8	64 771.9	5.5	1.6
Azerbaijan	45 617.9	4.1	55 274.4	4.7	21.2
Switzerland	40 988.8	3.7	44 364.0	3.8	8.2
Kazakhstan	26 550.7	2.4	35 108.0	3.0	32.2
United States	36 391.8	3.3	35 093.1	3.0	-3.6
Ukraine	39 709.6	3.6	34 268.5	2.9	-13.7
Other countries	312 002.8	28.3	350 532.0	30.0	12.3

*Preliminary data.

In January-May 2025 Precious metal ores and concentrates reclaimed the first place in the list of top domestic export items, equaling USD 136.5 million, or 11.7 percent of total domestic exports. The domestic exports Wine of fresh grapes totaled USD 97.2 million and their share in the total domestic exports amounted to 8.3 percent. The domestic exports of Spirituous beverages occupied the third place, standing at USD 82.2 million and constituting 7.0 percent of the total domestic exports.

NATIONAL STATISTICS OFFICE OF GEORGIA

19.06.2025


MAJOR COMMODITY GROUPS BY DOMESTIC EXPORTS


	JANUARY - MAY 2024*		JANUARY - MAY 2025*		CHANGE (%)
	THSD. US DOLLARS	SHARE IN TOTAL (%)	THSD. US DOLLARS	SHARE IN TOTAL (%)	
TOTAL	1 102 085.6	100	1 169 814.6	100	6.1
Of which:					
Precious metal ores and concentrates	73 148.5	6.6	136 514.5	11.7	86.6
Wine of fresh grapes	140 243.4	12.7	97 184.1	8.3	-30.7
Spirituos beverages	93 482.1	8.5	82 225.2	7.0	-12.0
Ferro-alloys	105 517.3	9.6	73 953.2	6.3	-29.9
Natural or artificial mineral and aerated waters, not containing sugar	65 134.9	5.9	73 667.1	6.3	13.1
Waters, mineral and aerated waters, containing added sugar	45 075.0	4.1	62 783.9	5.4	39.3
Nitrogenous fertilizers	52 087.9	4.7	51 458.7	4.4	-1.2
Gold unwrought or in semi-manufactured forms, or in powder form	41 394.7	3.8	47 129.3	4.0	13.9
Hazelnuts and other nuts	31 420.4	2.9	45 260.6	3.9	44.0
Copper ores and concentrates	21 862.3	2.0	36 651.7	3.1	67.6
Other commodities	432 719.1	39.3	462 986.2	39.6	7.0

*Preliminary data.

SOURCES:  LEPL Revenue Service of Ministry of Finance of Georgia;

 Georgian State Electrosystem, JSC;

 Electrosystem Commercial Operator, JSC;

 Georgian Gas Transportation Company, LTD.

EXPLANATION OF SYMBOLS:

- Not applicable;
- * Data are preliminary and subject to revisions;
- ... Data are confidential.

NATIONAL STATISTICS OFFICE OF GEORGIA

19.06.2025

NOTICE:

1. The discrepancy between the totals and the sum in some cases can be explained by using rounded data;
 2. Information does not cover the data of Simplified Customs Declarations (Form №4);
 3. Information does not cover non-organized trade, also occupied territories of Abkhazian Autonomous Republic and Tskhinvali region;
 4. According to the international methodology, there are some differences in coverage of trade flows between external merchandise trade statistics and customs statistics. Diplomatic, temporary, transit and analogous goods are excluded from the database of external merchandise trade statistics.
-

The preliminary data will be revised according to the Geostat's revision policy (based on the regular revision principle) as a result of adjusting data by respondents/administrative sources.

Domestic exports include export of goods produced in the country, as well as imported from abroad, the value of which has significantly changed as a result of domestic processing.

CONTACT PERSON:

Badri Kvachadze, Tel.: (+995 32) 236 72 10 (300)

E-mail: bkvachadze@geostat.ge

Mariam Kavelashvili, Tel.: (+995 32) 236 72 10 (020)

E-mail: mkavelashvili@geostat.ge
