

NATIONAL STATISTICS OFFICE OF GEORGIA

PRODUCER PRICE INDEX FOR INDUSTRIAL PRODUCTS IN GEORGIA

MAY 2025



20.06.2025
www.geostat.ge

20.06.2025

PRODUCER PRICE INDEX FOR INDUSTRIAL PRODUCTS IN GEORGIA

MAY 2025

In May 2025, the Producer Price Index for Industrial Products decreased by 0.5 percent compared to the previous month, while compared to May 2024, the index increase amounted to 4.9 percent.

The prices for **mining and quarrying** increased by 1.9 percent **compared to April 2025**, resulting in a 0.12 percentage point contribution to the overall monthly PPI change. In the same period, the prices for **manufactured products** decreased by 0.5 percent, contributing -0.37 percentage points to the monthly index change. Within the group, a noteworthy price decrease was registered for basic metals (-2.6 percent). Besides, the prices decreased for **electricity, gas, steam and air conditioning** by 2.2 percent, contributing -0.23 percentage points to the monthly index change.

The **annual PPI** rate was mainly affected by price changes for the following products:

- **Mining and quarrying:** the prices were 13.3 percent higher, contributing 0.84 percentage points to the overall annual index change. Within the group, the prices were higher for the subgroup of metal ores (18.1 percent);
- **Manufactured products:** the prices increased by 3.2 percent, contributing 2.62 percentage points to the overall annual index increase. There was a notable increase in the prices for food products (4.9 percent) and beverages (4.6 percent);
- **Electricity, gas, steam and air conditioning:** the annual price increase amounted to 13.8 percent, which contributed 1.39 percentage points to the annual index change;
- **Water supply, sewerage, waste management and remediation services:** the annual price increase amounted to 0.4 percent, which contributed 0.01 percentage points to the annual index growth.

NATIONAL STATISTICS OFFICE OF GEORGIA

20.06.2025

The following table presents the Producer Price Index (compared to the previous month and the corresponding month of the previous year) and the relevant contributions of the products to the changes in the overall index:

PRODUCER PRICE INDEX FOR INDUSTRIAL PRODUCTS IN GEORGIA MAY 2025

CODE	GROUPS	OVER APRIL 2025	CONTRIBUTIONS* TO MONTHLY CHANGES	OVER MAY 2024	CONTRIBUTIONS* TO ANNUAL CHANGES
	TOTAL	99.5	-0.47	104.9	4.85
B	Mining and quarrying	101.9	0.12	113.3	0.84
05	Coal and lignite	99.3	0.00	97.7	0.00
06	Crude petroleum and natural gas	91.0	-0.02	74.6	-0.07
07	Metal ores	101.9	0.09	118.1	0.87
08	Other mining and quarrying products	104.2	0.05	104.0	0.05
C	Manufactured products	99.5	-0.37	103.2	2.62
10	Food products	100.2	0.05	104.9	1.48
11	Beverages	100.0	0.00	104.6	0.69
12	Tobacco products	100.0	0.00	99.0	0.00
13	Textiles	100.7	0.00	106.7	0.02
14	Wearing apparel	98.8	-0.02	102.0	0.05
15	Leather and related products	100.0	0.00	99.9	0.00
16	Wood and of products of wood and cork, except furniture; articles of straw and plaiting materials	100.2	0.00	92.1	-0.05
17	Paper and paper products	99.8	0.00	106.2	0.06
18	Printing and recording services	102.6	0.02	102.8	0.03
19	Coke and refined petroleum products	91.3	-0.08	80.2	-0.20
20	Chemicals and chemical products	97.2	-0.10	104.2	0.15
21	Basic pharmaceutical products and pharmaceutical preparations	100.3	0.00	96.0	-0.05
22	Rubber and plastic products	99.7	-0.01	102.3	0.06
23	Other non-metallic mineral products	99.6	-0.04	105.1	0.39
24	Basic metals	97.4	-0.18	98.0	-0.13

* Individual contributions may not sum up to the total changes in the index due to rounding.

NATIONAL STATISTICS OFFICE OF GEORGIA

20.06.2025

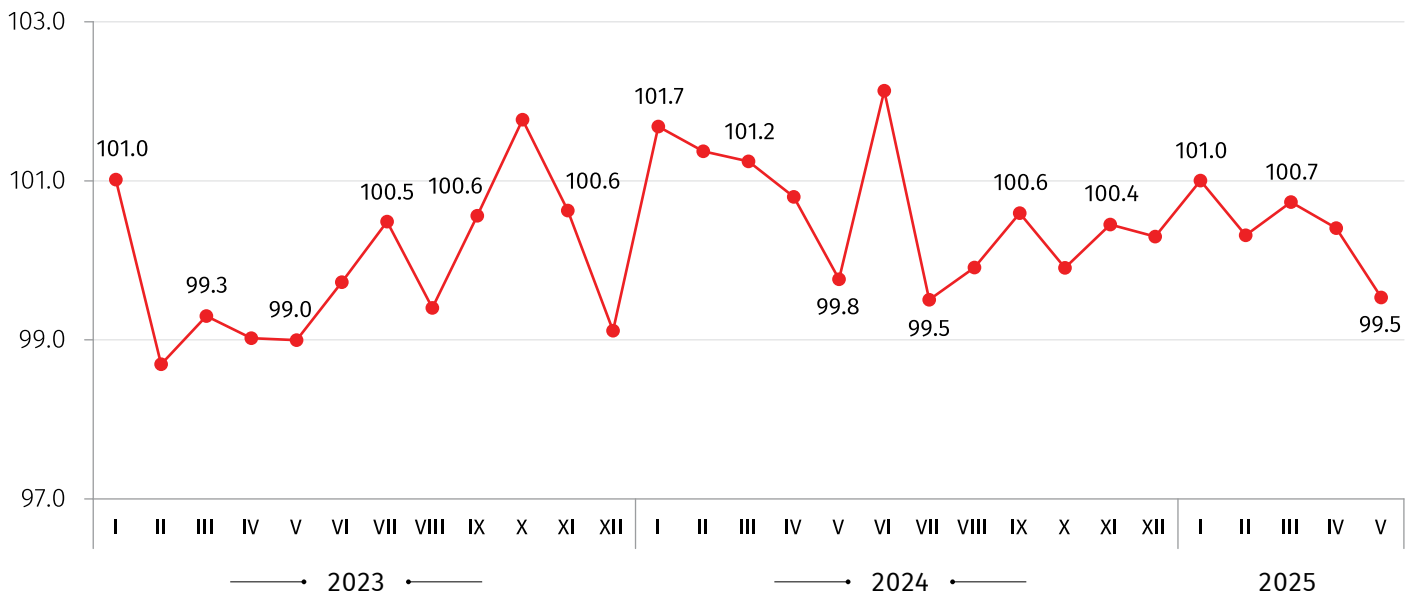
CODE	GROUPS	OVER APRIL 2025	CONTRIBUTIONS* TO MONTHLY CHANGES	OVER MAY 2024	CONTRIBUTIONS* TO ANNUAL CHANGES
25	Fabricated metal products, except machinery and equipment	98.7	-0.03	99.3	-0.01
27	Electrical equipment	101.3	0.01	111.2	0.08
28	Machinery and equipment n.e.c.	100.0	0.00	110.9	0.02
31	Furniture	100.1	0.00	100.3	0.00
32	Other manufactured goods	99.0	0.00	103.6	0.02
33	Repair and installation services of machinery and equipment	100.9	0.01	102.8	0.03
D	Electricity, gas, steam and air conditioning	97.8	-0.23	113.8	1.39
35	Electricity, gas, steam and air conditioning	97.8	-0.23	113.8	1.39
E	Water supply, sewerage, waste management and remediation services	100.4	0.01	100.4	0.01
36	Natural water, water treatment and supply services	100.0	0.00	100.0	0.00
38	Waste collection, treatment and disposal services; materials recovery services	101.2	0.01	101.1	0.01

* Individual contributions may not sum up to the total changes in the index due to rounding.

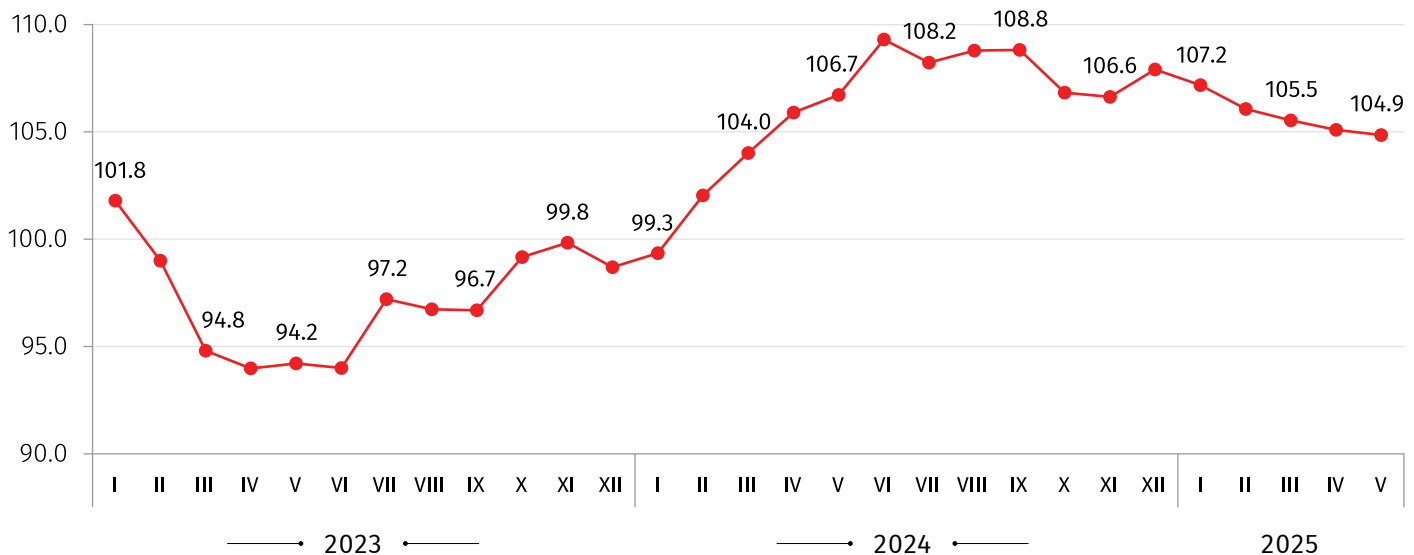
NATIONAL STATISTICS OFFICE OF GEORGIA

20.06.2025

PRODUCER PRICE INDEX FOR INDUSTRIAL PRODUCTS (PREVIOUS MONTH=100)



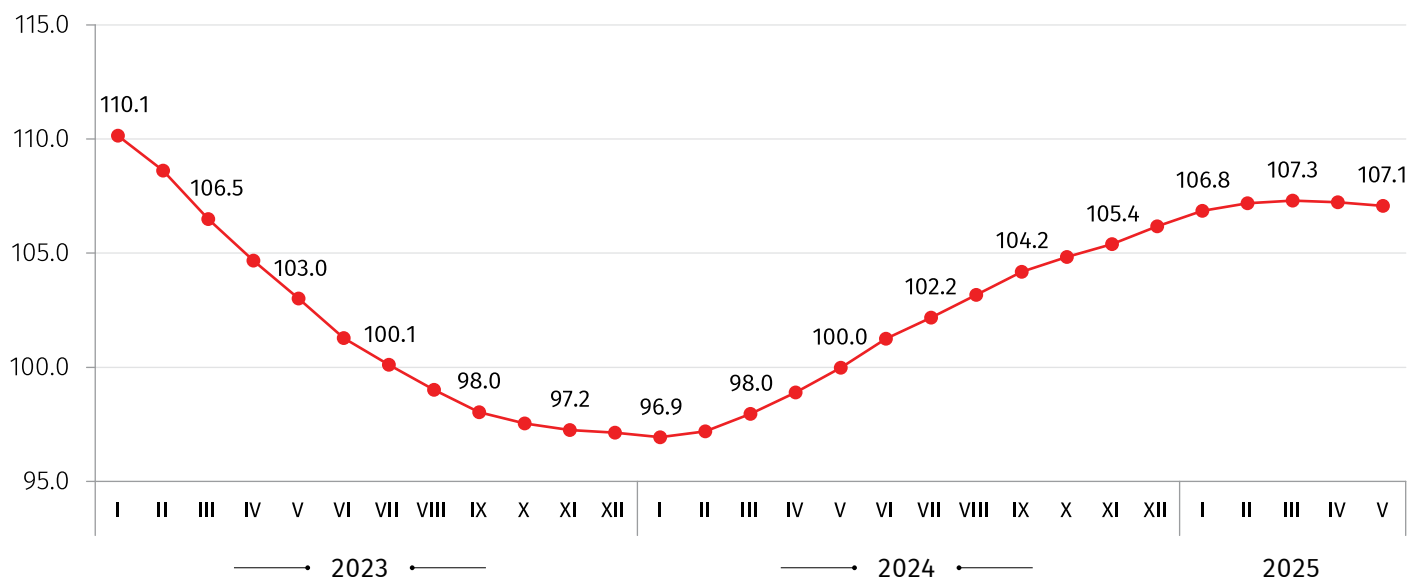
PRODUCER PRICE INDEX FOR INDUSTRIAL PRODUCTS (THE SAME MONTH OF THE PREVIOUS YEAR =100)



NATIONAL STATISTICS OFFICE OF GEORGIA

20.06.2025

PRODUCER PRICE INDEX FOR INDUSTRIAL PRODUCTS (12 MONTH AVERAGE OVER THE PREVIOUS 12 MONTH AVERAGE)



CONTACT PERSON:

Giorgi Tetrauli, Tel: (+995 32) 236 72 10 (400). E-mail: gtetrauli@geostat.ge

Mariam Kavelashvili. Tel: (+995 32) 236 72 10 (020). E-mail: mkavelashvili@geostat.ge