

NATIONAL STATISTICS OFFICE OF GEORGIA

SURVEY RESULT OF WATER SUPPLY ENTERPRISES

2024



27.06.2025
www.geostat.ge

NATIONAL STATISTICS OFFICE OF GEORGIA

27.06.2025

SURVEY OF WATER SUPPLY ENTERPRISES

(2024)

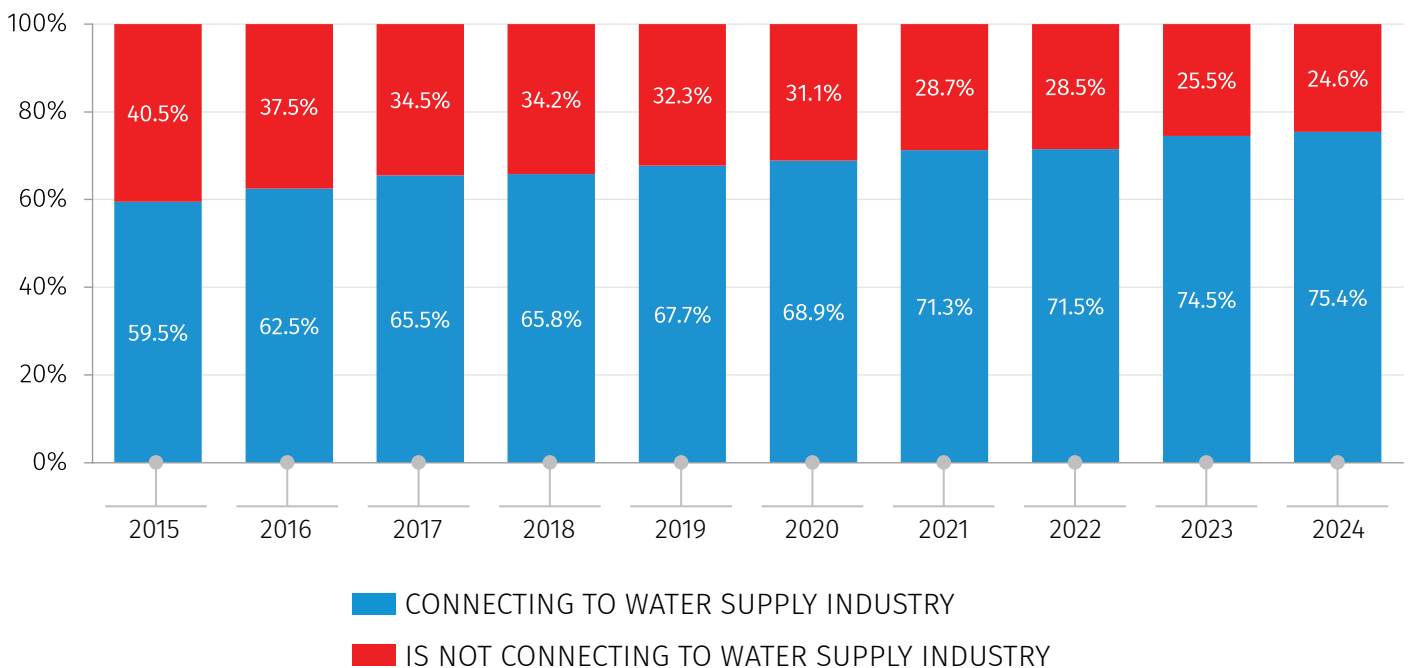
Referring to survey results, in 2024, 28 enterprises were involved in water supply activities in Georgia. The volume of water provided to households amounted to 243.4 million cubic metres which is 5.1 percent higher compared to 2023 (231.5 cubic meters). As of December 31, 2024, the number of population connected to water supply industry amounted to 2.79 million (75.4 %) which is 1.5 percent higher compared to 2023 (2.75 million).

The chart below presents the share of population connected to water supply industry in 2015-2024 (chart №1).

CHART №1

POPULATION CONNECTING TO THE WATER SUPPLY INDUSTRY

(%)



NATIONAL STATISTICS OFFICE OF GEORGIA

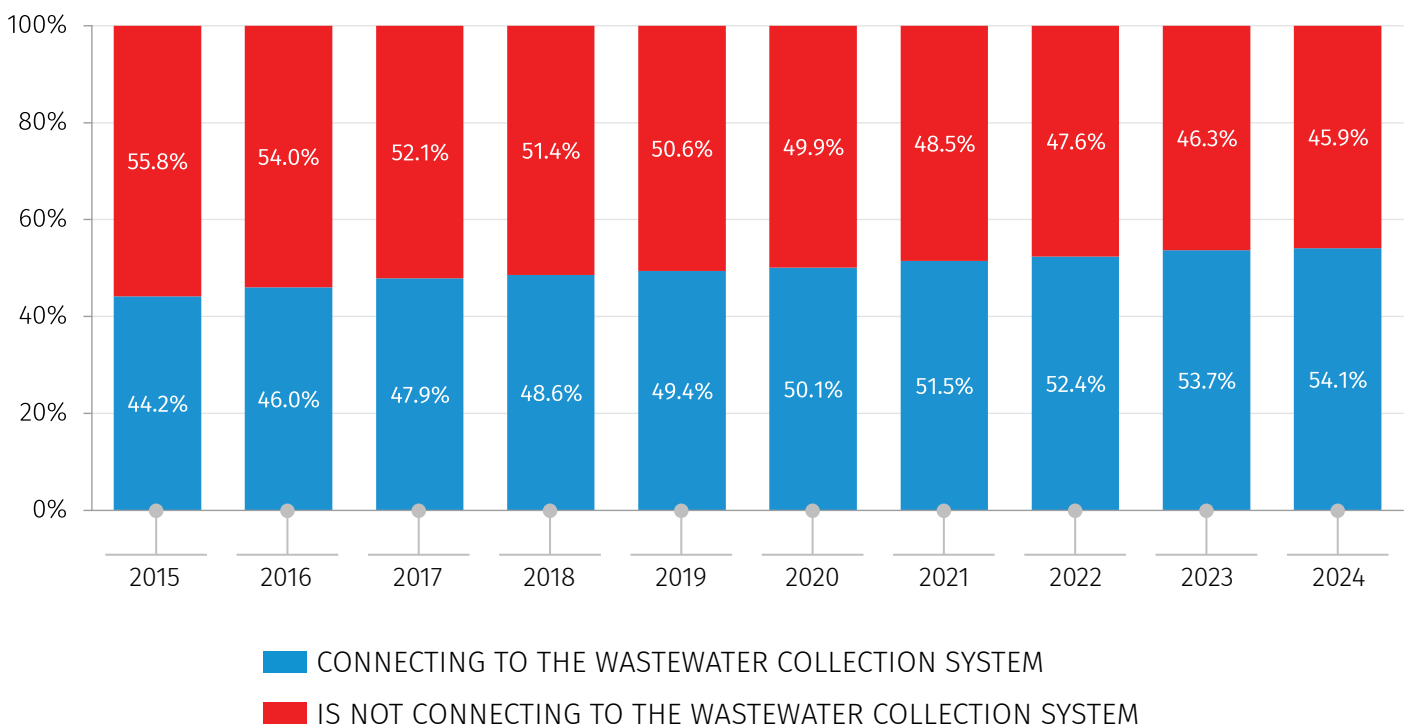
27.06.2025

In 2024, the number of population connected to a wastewater collecting system increased by 1.0 percent compared to the year prior (1.98 million) and amounted to 2.00 million (54.1 %), while the number of population connected to wastewater treatment facilities increased by 3.9 percent compared to previous year (1.52 million) and reached 1.58 million (42.7 % of total population).

The charts below present the share of population connected to a wastewater collecting system (chart №2) and the share of population connected to wastewater treatment facilities (chart №3) in 2015-2024.

CHART №2

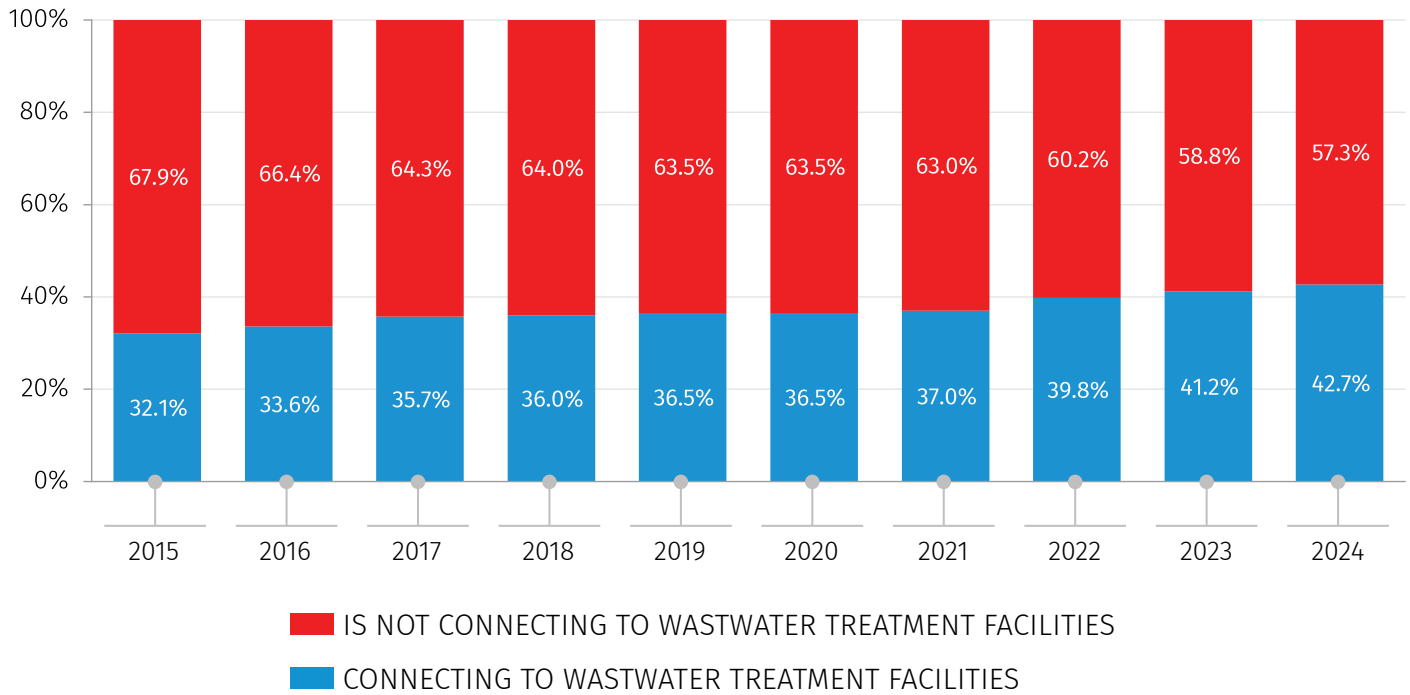
POPULATION CONNECTED TO THE WASTEWATER COLLECTION SYSTEM (%)



27.06.2025

CHART №3

POPULATION CONNECTED TO WASTEWATER TREATMENT FACILITIES (%)



CONTACT PERSONS:

Giorgi Sanadze, Tel: (+995 32) 236 72 10 (500), E-mail: gsanadze@geostat.ge

Mariam Kavelashvili, Tel: (+995 32) 236 72 10 (020), E-mail: mkavelashvili@geostat.ge