

NATIONAL STATISTICS OFFICE OF GEORGIA

SEAPORTS AND TERMINALS OF GEORGIA

2025, II QUARTER



19.08.2025
www.geostat.ge

19.08.2025

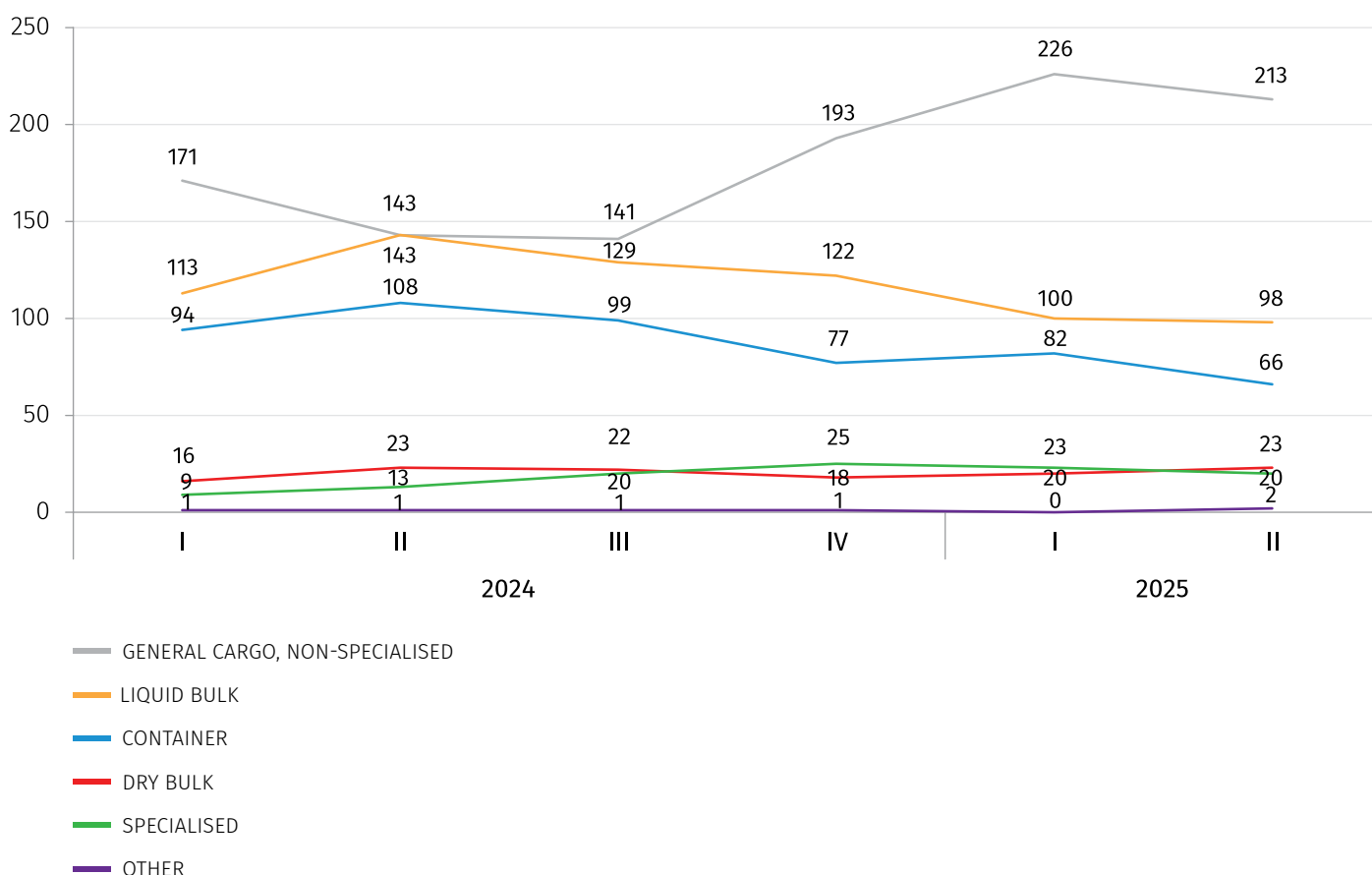
MAJOR INDICATORS OF SEAPORTS AND TERMINALS

(2025, II QUARTER)

In the II quarter of 2025, 422¹ ships entered the ports and terminals of Georgia. 50.5 percent of those ships were general cargo carriers, 23.2 percent were liquid bulk, 15.6 percent – container ships, and the rest of 10.7 percent were distributed among dry bulk carriers and specialized ships.

In the II quarter of 2025, compared to the corresponding period of the previous year, the ports and terminals of Georgia received 53.8 percent more specialized carriers, 49.0 percent more – general cargo carriers, 38.9 percent less – container ships, and 31.5 percent less – liquid bulk.

NUMBER OF SHIP BY TYPE (UNIT)



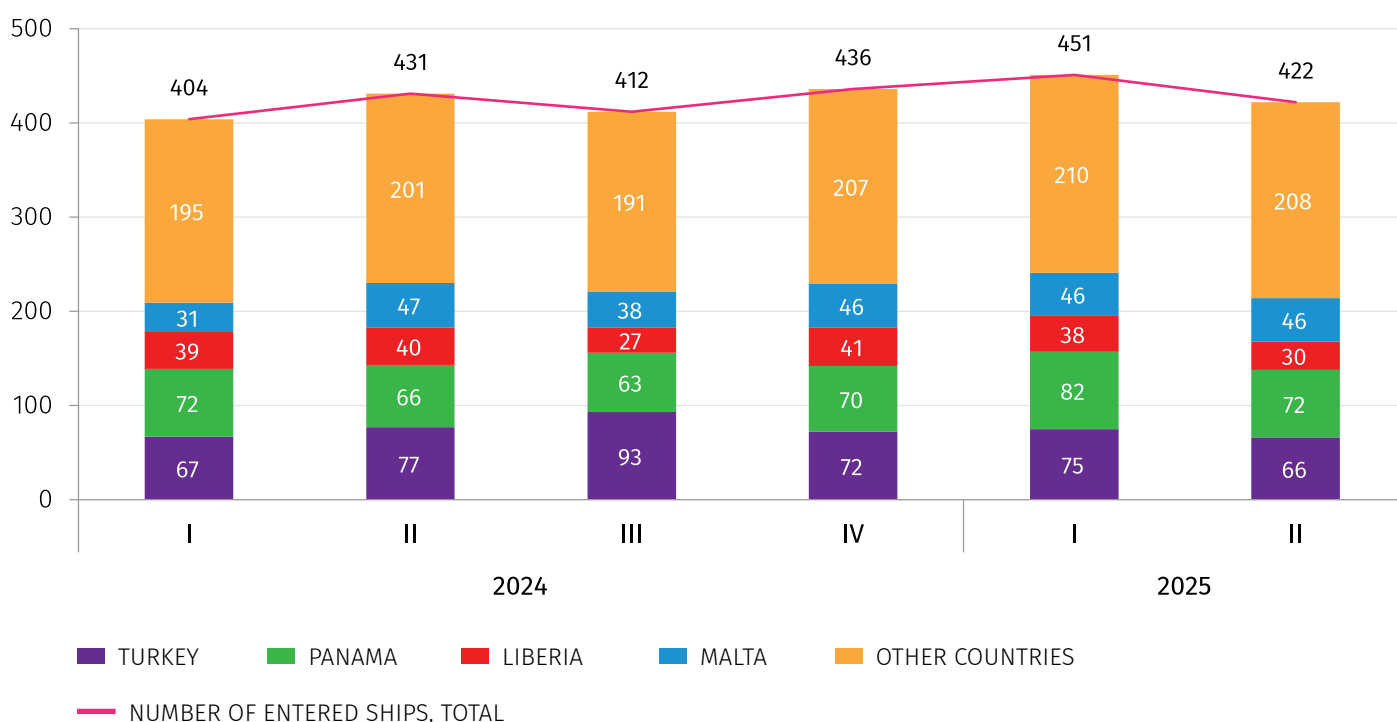
¹Source: Maritime Transport Agency of Georgia

NATIONAL STATISTICS OFFICE OF GEORGIA

19.08.2025

In the II quarter of 2025, 17.1 percent of the ships arriving at the ports and terminals of Georgia sailed under the flag of Panama, 15.6 percent – under the flag of Turkey, 10.9 percent – under the flag of Malta, 7.1 percent – under the flag of Liberia, and the rest of 49.3 percent were distributed among other countries.

**THE NUMBER OF SHIPS ENTERED IN PORTS AND TERMINALS OF GEORGIA
BY THE COUNTRIES OF REGISTRATION (FLAG)
(UNIT)**

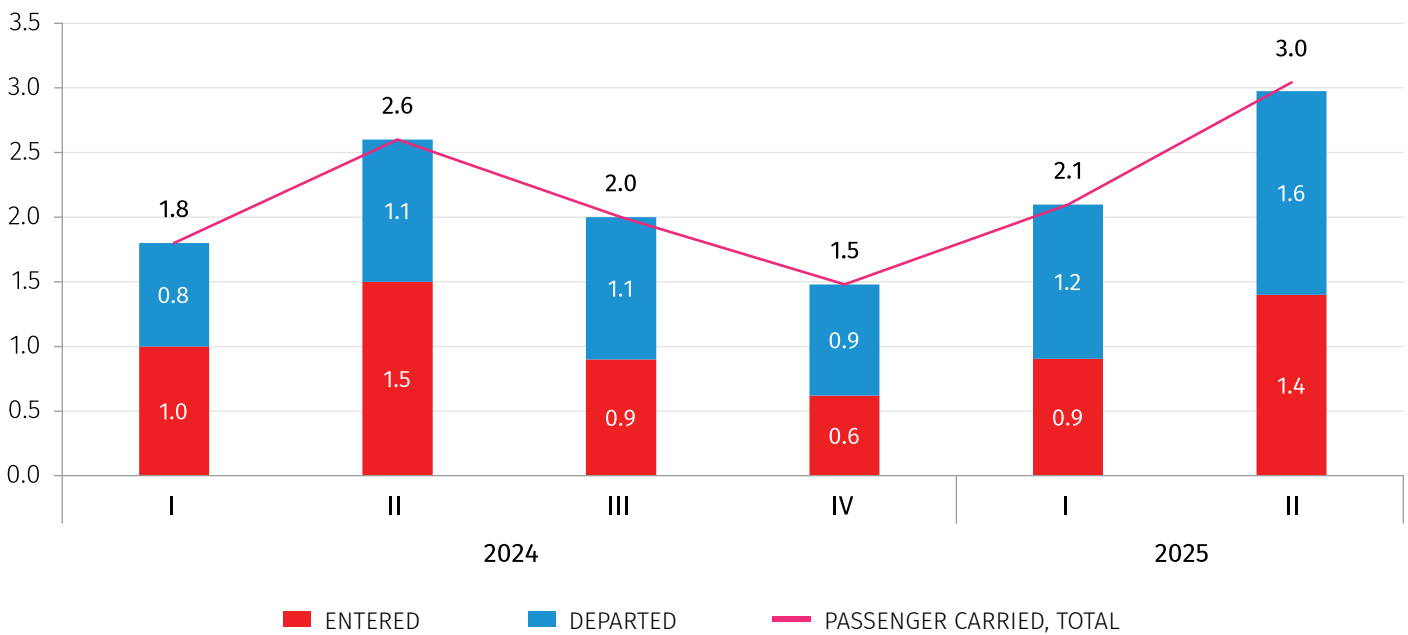


NATIONAL STATISTICS OFFICE OF GEORGIA

19.08.2025

In the II quarter of 2025, Georgian seaports served 3.0 thousand passengers, which is 17.0 percent more compared to the corresponding figure of the previous year. Note, the share of passengers departed was higher than the share of passengers entered and stood at 51.8 percent.

PASSENGERS CARRIED IN PORTS AND TERMINALS OF GEORGIA (THOUSAND PERSONS)

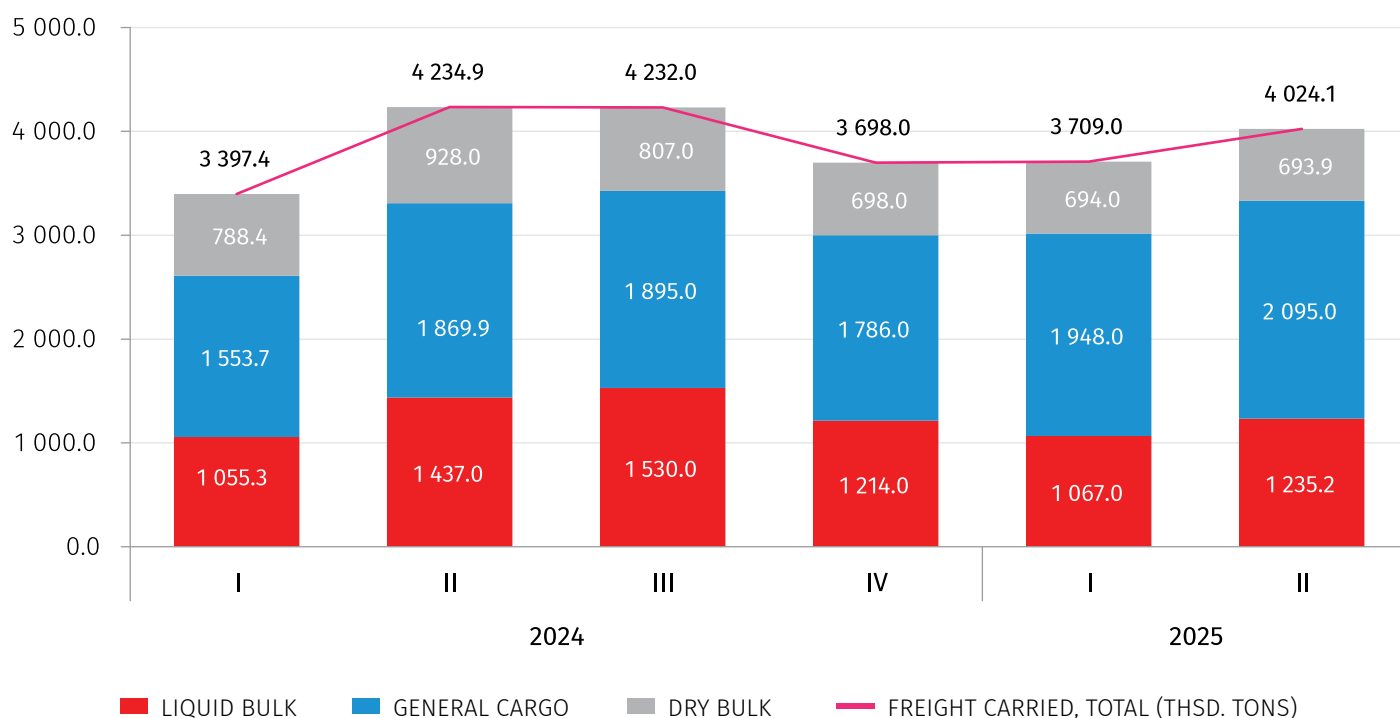


NATIONAL STATISTICS OFFICE OF GEORGIA

19.08.2025

In the II quarter of 2025, ports and terminals of Georgia processed 4 024.1 thousand tons of cargo, 5.0 percent less compared to the corresponding figure of the previous year. 52.1 percent of freight carried was general cargo, 30.7 percent was liquid bulk, and 17.2 percent – dry bulk.

FREIGHT CARRIED IN PORTS AND TERMINALS OF GEORGIA FREIGHT BY TYPES (THOUSAND TONS)



CONTACT PERSONS:

Daviti Zhorzholiani, Tel.: (+995 32) 236 72 10 (601), E-mail: dzhorzholiani@geostat.ge

Mariam Kavelashvili, Tel.: (+995 32) 236 72 10 (020), E-mail: mkavelashvili@geostat.ge