

NATIONAL STATISTICS OFFICE OF GEORGIA

GEORGIAN RAILWAY

2025, II QUARTER



NATIONAL STATISTICS OFFICE OF GEORGIA

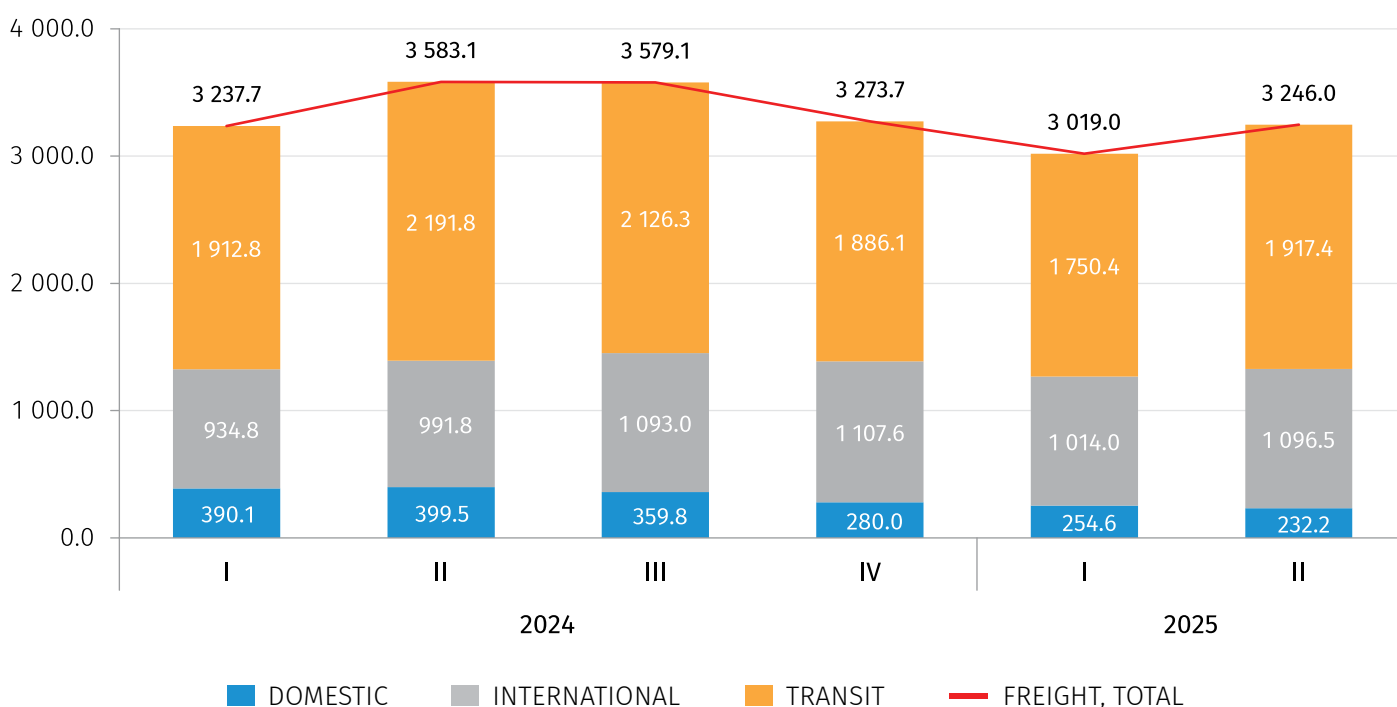
19.08.2025

MAIN INDICATORS OF RAILWAY

(2025, II QUARTER)

In the II quarter of 2025, rail transported 3.2 million tons of freight, which is 9.4 percent less than the respective figure of the previous year. 7.1 percent of the total freight was transported domestically, 33.8 percent was transported internationally (excluding transit), and 59.1 percent was transit.

RAILWAY TRANSPORTED FREIGHTS BY TYPE OF TRANSPORT, (THOUSAND TONS)



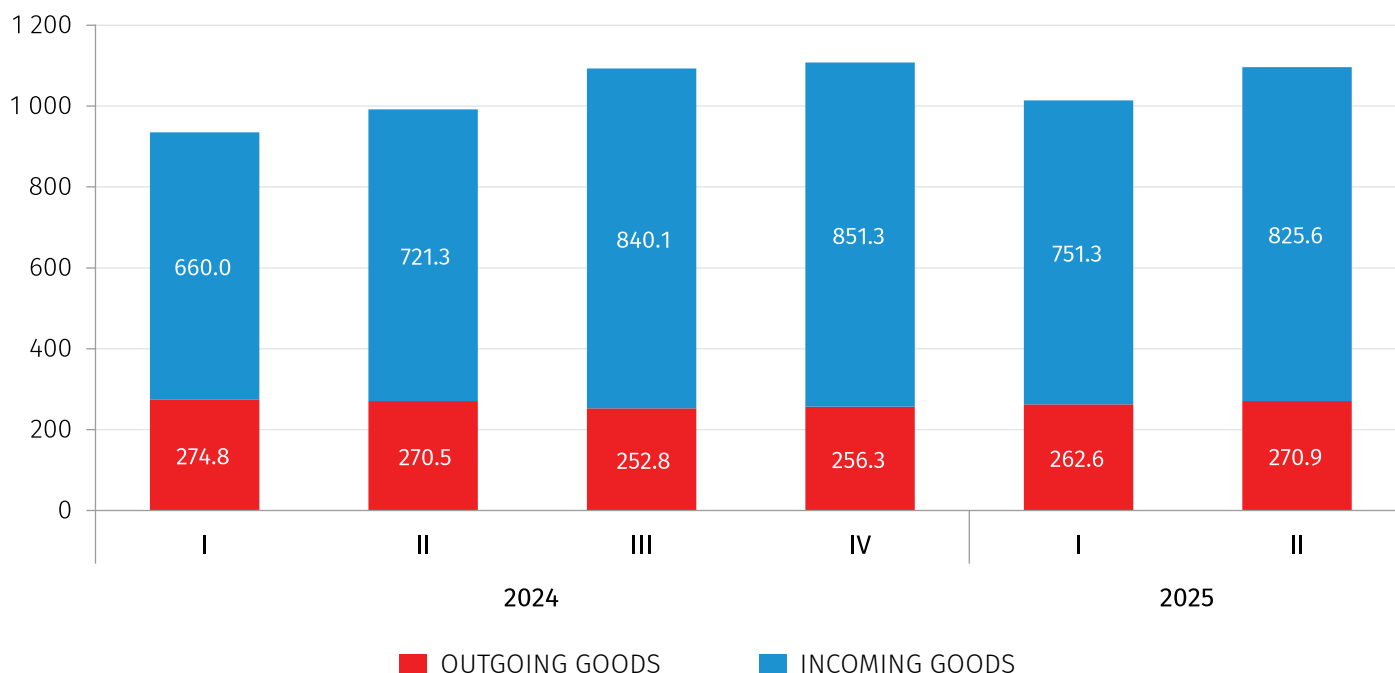
In the II quarter of 2025, the share of incoming freight represented 75.3 percent of the railway-transported freights, while the share of outgoing freight was 24.7 percent.

The chart below shows the structure of internationally transported freights by quarters:

NATIONAL STATISTICS OFFICE OF GEORGIA

19.08.2025

STRUCTURE OF INTERNATIONAL TRANSPORTED GOODS, (THOUSAND TONS)



In the II quarter of 2025, the sender country of 32.9 percent of total incoming rail freight was Russian Federation, 30.3 percent was sent by Azerbaijan. The share of other countries sending cargo was less than ten percent each (36.8 percent combined).

In the II quarter of 2025, Armenia was the final destination for 13.5 percent of total outgoing freight, for 10.0 percent – Kazakhstan, for 9.7 percent – Russian Federation. The share of other individual receiving countries was relatively small (66.8 percent combined).

The breakdown of the total transit freight¹ by the final destination country was as follows: the Netherlands – 15.9 percent, Turkey – 12.0 percent, China – 7.6 percent, Italy – 2.8 percent, USA – 1.9 percent, Ukraine – 1.3 percent, Romania – 0.6 percent, and elsewhere was for the rest. In the same period, Brazil was the sender country of 7.2 percent of the total transit freight, Turkey – 3.5 percent and other countries sent the rest.

In the reporting period, 37.5 percent of the total freight were coke and refined petroleum products, 20.8 percent were chemicals, chemical products, and man-made fibers; rubber and plastic products, and 10.7 percent were metal ores and other mining and quarrying products.

¹Due to the data confidentiality purposes, the indicators of the volume of shipments carried out from/to particular countries is not given.

19.08.2025

The distribution by type of goods was different in case of freights transported domestically in the II quarter of 2025, as the share of metal ores and other mining and quarrying products equaled 45.9 percent of total, and the share of coke and refined petroleum products amounted to 30.2 percent; while the share of transport equipment amounted to 11.5 percent.

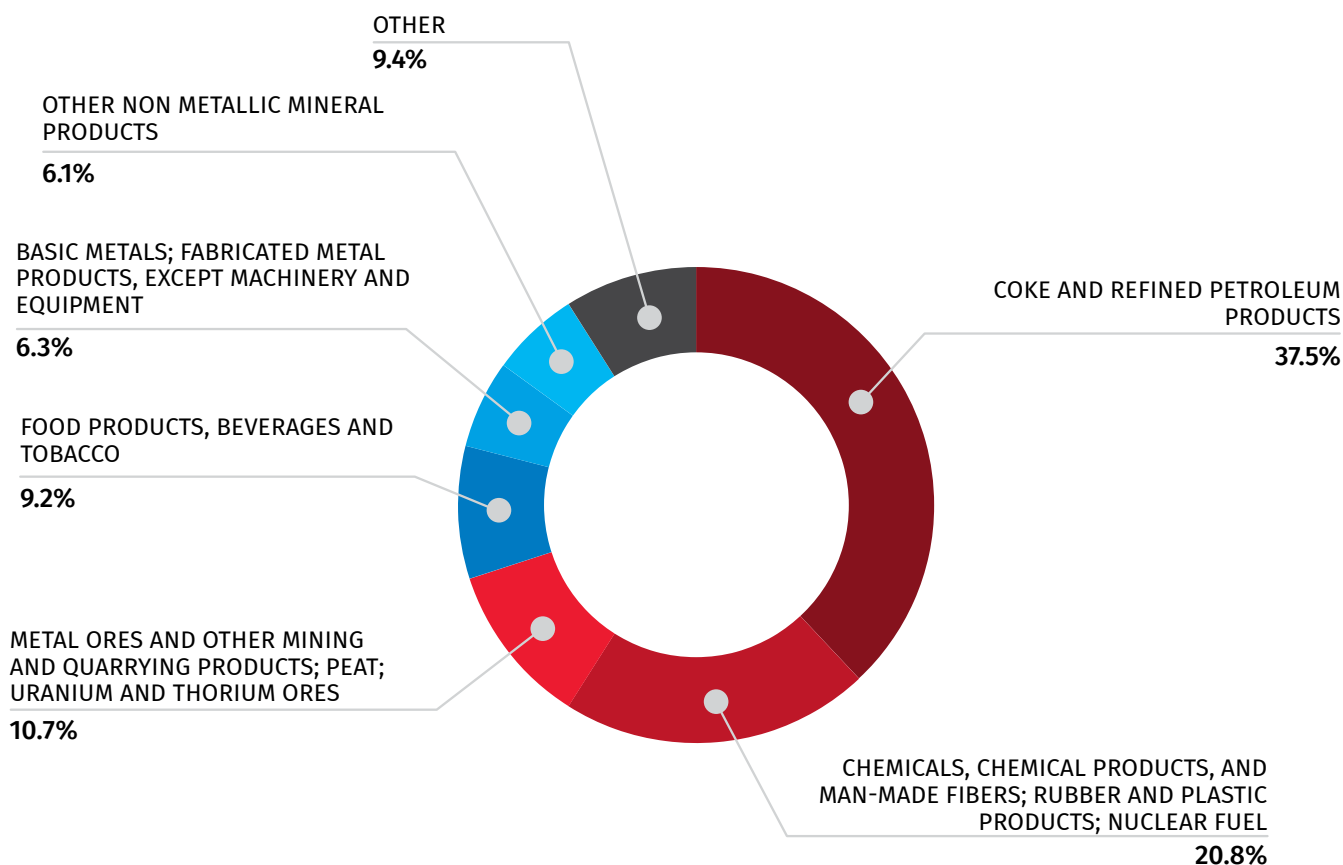
As for the freights transported internationally, in the reporting period, incoming goods were mainly coke and refined petroleum products (43.8 percent), other nonmetallic mineral products (19.0 percent), metal ores and other mining and quarrying products equaled (15.3 percent), products of agriculture, hunting, and forestry (8.0 percent), coal and lignite; crude petroleum and natural gas (4.2 percent), chemicals, chemical products, and man-made fibers (2.4 percent) and basic metals (1.9 percent), while outgoing goods were mainly chemicals, chemical products, and man-made fibers (40.5 percent), food products, beverages and tobacco (26.1 percent), metal ores and other mining and quarrying products (13.0 percent) and basic metals (10.9 percent).

In the II quarter of 2025, three type of goods, namely coke and refined petroleum products (40.8 percent), chemicals, chemical products, and man-made fibers (28.5 percent), and food products, beverages and tobacco (11.0 percent) constituted for 80.3 percent of the total volume of transit freight.

The chart below shows the structure of rail-transported goods in Georgia by type In the II quarter of 2025:

19.08.2025

STRUCTURE OF RAILWAY-TRANSPORTED FREIGHTS BY TYPE OF GOODS



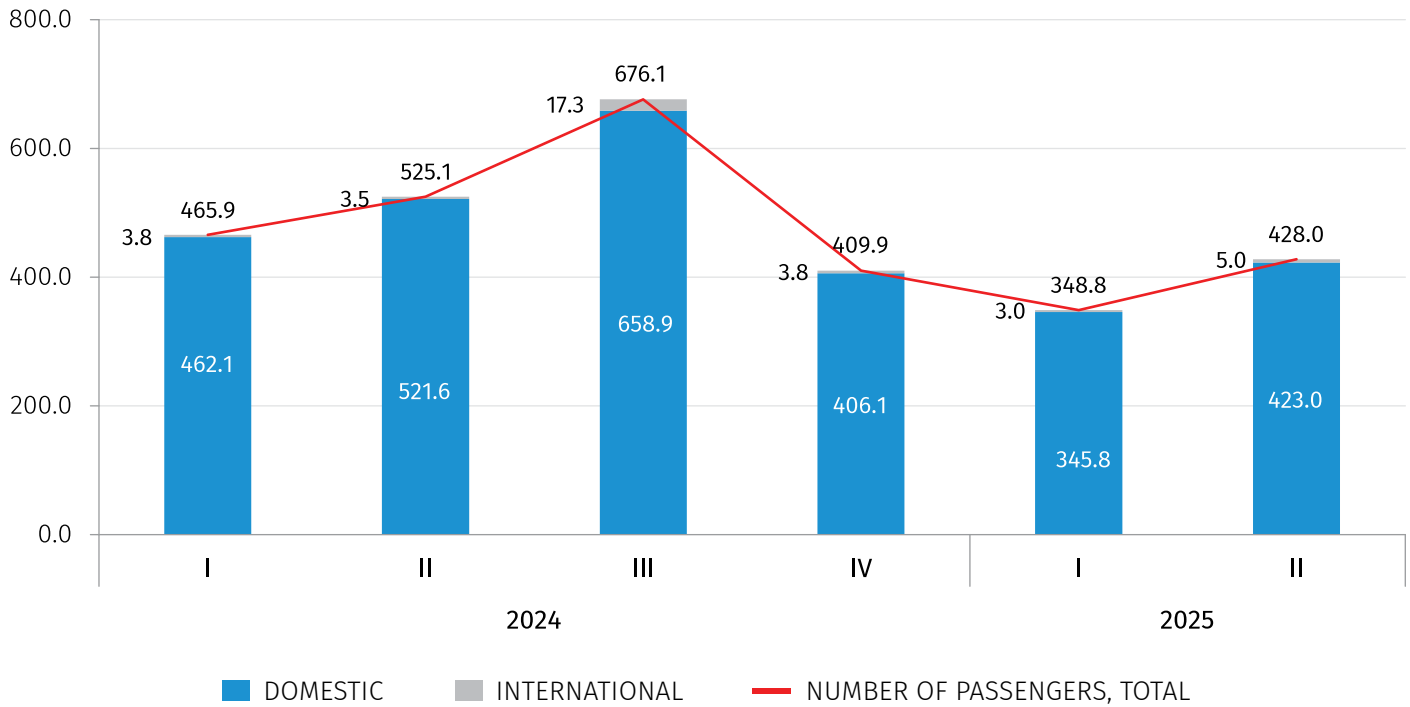
In the II quarter of 2025, the number of passengers transported by the Georgian Railway decreased by 18.5 percent compared to the corresponding period of the previous year and amounted to 428.0 thousand persons. At the same time, passenger turnover decreased by 22.2 percent and amounted to 93.9 million passenger-kilometer.

In the II quarter of 2025, the number of passengers transported within the country amounted to 423.0 thousand persons, which represents 98.8 percent of the total number of passengers carried and is 18.9 percent less than the same figure of 2024. At the same time, the number of passengers transported internationally amounted to 5.0 thousand, which is 43.2 percent more than the corresponding figure in the previous year. The country of embarkation was Armenia for 64.1 percent of internationally transported passengers, while the country of disembarkation was Armenia for 35.9 percent of international transported passengers (no passengers were transported from/to any other neighboring country in the II quarter of 2025).

NATIONAL STATISTICS OFFICE OF GEORGIA

19.08.2025

NUMBER OF RAILWAY PASSENGERS, (THOUSAND PASSENGERS)



CONTACT PERSONS:

Daviti Zhorzholiani, Tel.: (+995 32) 236 72 10 (601), E-mail: dzhorzholiani@geostat.ge

Mariam Kavelashvili, Tel.: (+995 32) 236 72 10 (020), E-mail: mkavelashvili@geostat.ge