

NATIONAL STATISTICS OFFICE OF GEORGIA

INFORMATION ON HOTELS AND HOTEL TYPE ENTERPRISES

2024



NATIONAL STATISTICS OFFICE OF GEORGIA

26.08.2025

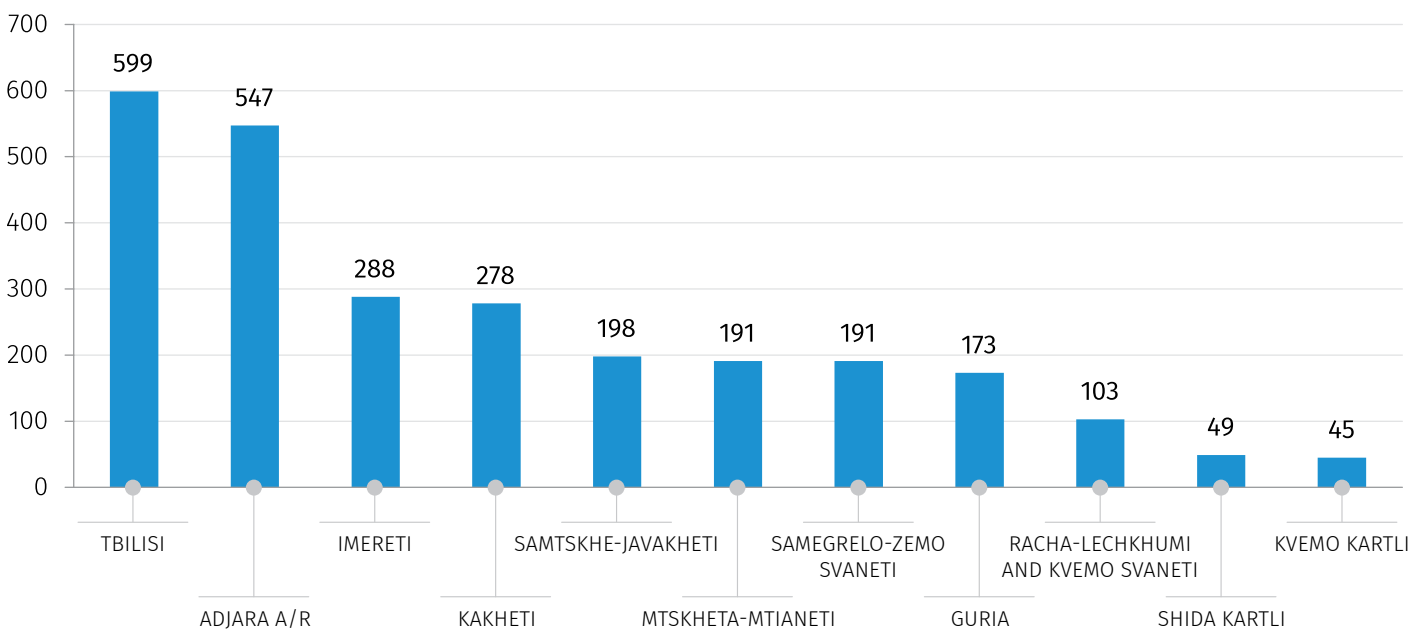
INFORMATION ON HOTELS AND HOTEL TYPE ENTERPRISES 2024

According to the declared data, 2 612 economic entities¹ operated in hotel services in Georgia in 2024 and they owned 2 662 hotels and hotel-type enterprises (including local units and branches). This figure is 7.0 percent higher than the same indicator in 2023.

In the reporting period majority of hotels and hotel-type enterprises operated in Tbilisi (22.5 percent) and Adjara A/R (20.5 percent). The chart №1 shows the distribution of the number of hotels by regions.

CHART №1

DISTRIBUTION OF THE NUMBER OF HOTELS AND HOTEL-TYPE ENTERPRISES BY REGIONS IN 2024



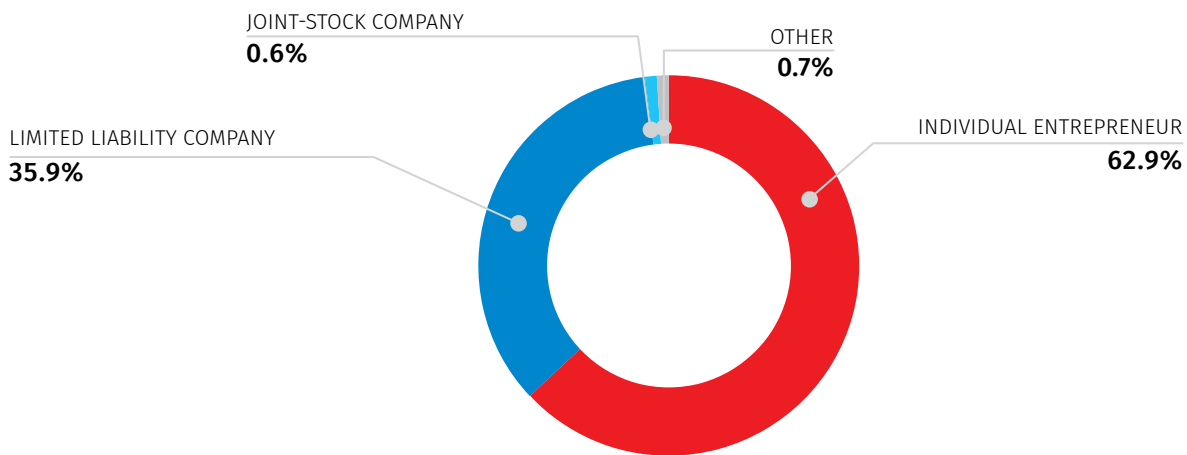
¹ Registered legal entities and individual entrepreneur's according to the Georgian Legislation.

26.08.2025

The most widespread legal form for economic entities engaged in hotel services was the “Individual entrepreneur”, which comprised 62.9 percent of the total number of hotels and hotel-type enterprises operating in 2024. The chart below shows the distribution of the number of hotels and hotel-type enterprises by legal forms.

CHART №2

**DISTRIBUTION OF THE NUMBER OF HOTELS AND HOTEL-TYPE ENTERPRISES
BY ORGANIZATIONAL-LEGAL FORMS IN 2024**



99.8 percent of hotels and hotel-type enterprises were privately owned and 0.2 percent — state-owned.

In 2024 the total area of the hotels and hotel-type enterprises operating in Georgia was 3 610.5 thousand square meters, which is 2.4 percent higher than the same indicator in 2023. The living area of all rooms in 2024 was 1 616.5 thousand square meters, which is 4.1 percent higher than the same indicator in the previous year.

In 2024 the total number of bed-places in operating hotels and hotel-type enterprises equaled 113.5 thousand, which is 5.3 percent higher than the same indicator of the previous year. The total number of bedrooms increased year-over-year by 2.1 percent in 2024 and equaled 51.2 thousand. The chart №3 shows the distribution of the number of bedrooms and bed-places in hotels and hotel type enterprises by regions.

NATIONAL STATISTICS OFFICE OF GEORGIA

26.08.2025

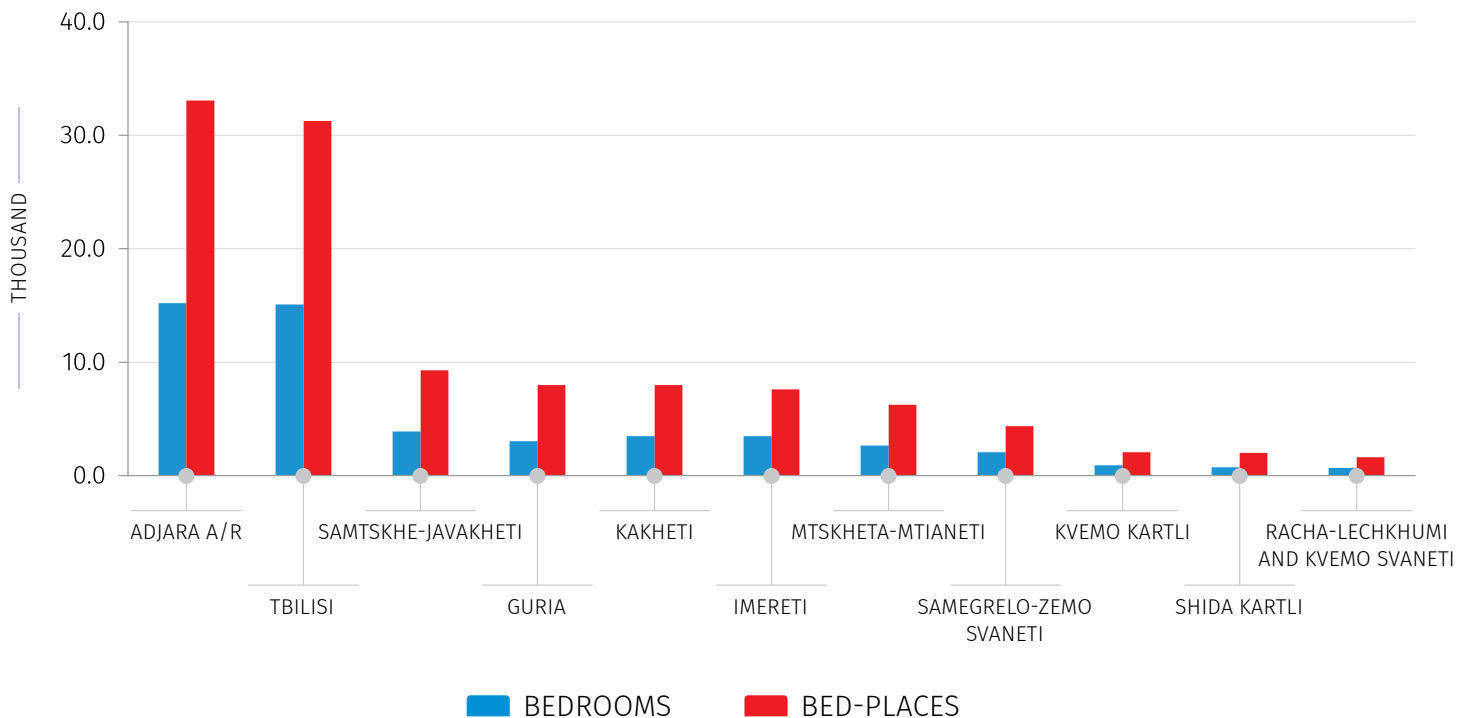
TABLE №1

DISTRIBUTION OF THE NUMBER OF BEDROOMS IN HOTELS AND HOTEL-TYPE ENTERPRISES BY CATEGORIES IN 2023-2024

BEDROOM CATEGORIES	2023	2024
Suite	3 468	3 852
Single	6 098	5 214
Double	30 191	30 981
Three and more places	10 388	11 154
TOTAL	50 145	51 201

CHART №3

DISTRIBUTION OF THE NUMBER OF BEDROOMS AND BED-PLACES IN HOTELS AND HOTEL-TYPE ENTERPRISES BY REGIONS IN 2024



NATIONAL STATISTICS OFFICE OF GEORGIA

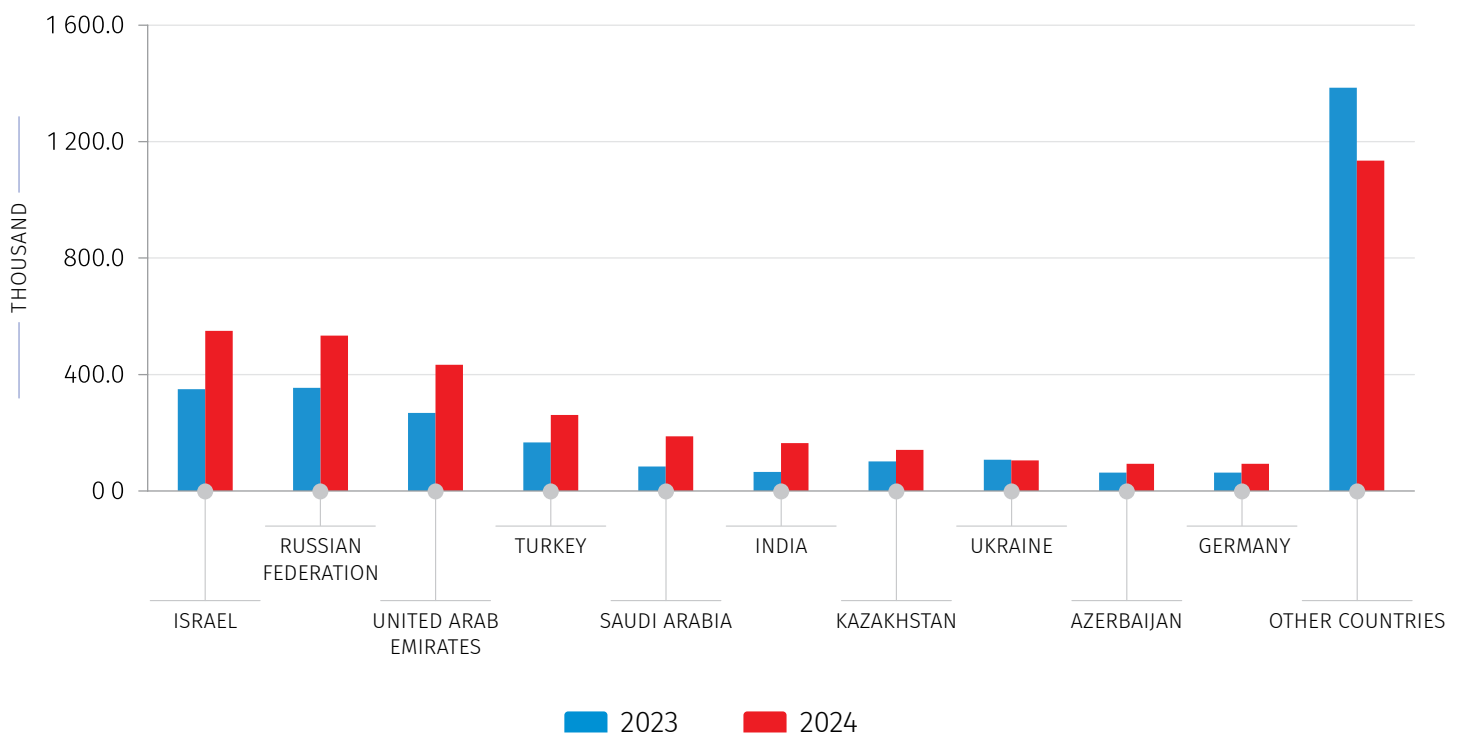
26.08.2025

In 2024 Georgian hotels and hotel-type enterprises served 5.8 million guests, which is 16.5 percent higher than the corresponding figure of the previous year. 63.5 percent of all guests were foreigners, most of whom (or 14.9 percent of total) were represented by 549.9 thousand (57.4 percent higher than in 2023) citizens of Israel. 8.2 percent of the foreign guests were EU citizens with German and Poland citizens representing, respectively, 30.6 and 20.8 percent of EU guests.

The chart below shows the distribution of foreign guests in hotels and hotel-type enterprises by countries in 2023-2024.

CHART №4

DISTRIBUTION OF THE NUMBER OF FOREIGN GUESTS IN HOTELS AND HOTEL-TYPE ENTERPRISES BY COUNTRIES IN 2023-2024



NATIONAL STATISTICS OFFICE OF GEORGIA

26.08.2025

In 2024, 89.8 percent of foreign guests visited hotels and hotel-type enterprises in Georgia for holiday and recreation.

TABLE №2

DISTRIBUTION OF FOREIGN GUESTS IN HOTELS AND HOTEL-TYPE ENTERPRISES BY THE MAIN PURPOSE IN 2024, THOUSAND

MAIN PURPOSE	NUMBER OF GUESTS	%
Holiday and recreation	3 322.0	89.8
Business and professional	306.1	8.3
Medical treatment	20.2	0.5
Other purpose	50.1	1.4
TOTAL	3 698.4	100.0

The majority of foreign guests staying in hotels and hotel-type enterprises with the main purpose of holiday and recreation were citizens of Israel and Russian Federation (15.4 and 14.7 percent accordingly).

29 082 people (53.3 percent of whom were women) were employed in hotels and hotel-type enterprises in Georgia in 2024.

NOTICE: Some discrepancies between the totals and the sums can be explained by rounding the data.

National Statistics Office of Georgia

CONTACT PERSONS:

Daviti Zhorzholiani Tel.: 2 36 72 10 (601), E-mail: dzhorzholiani@geostat.ge

Mariam Kavelashvili, Tel.: 2 36 72 10 (020), E-mail: mkavelashvili@geostat.ge