

NATIONAL STATISTICS OFFICE OF GEORGIA

**INDICATORS OF USING INFORMATION AND
COMMUNICATION TECHNOLOGIES
(ICT) IN HOUSEHOLDS
2025**



02.09.2025
www.geostat.ge

02.09.2025

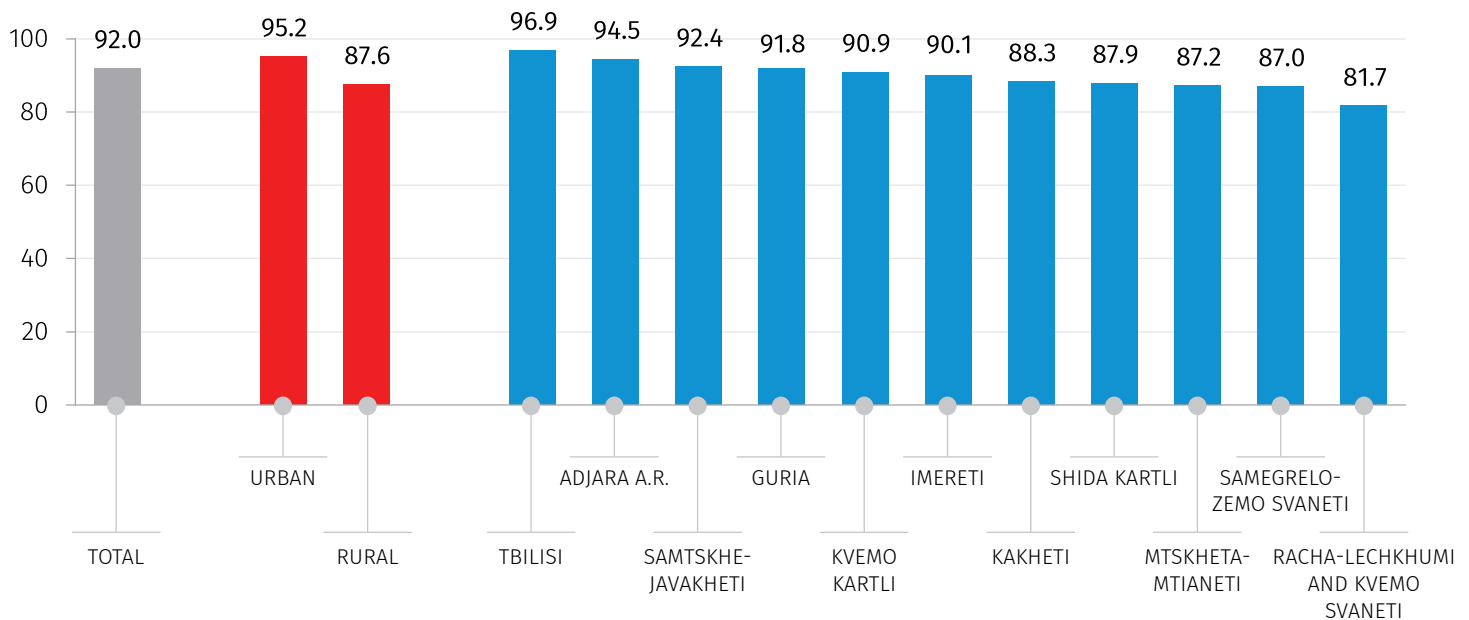
INDICATORS OF USING INFORMATION AND COMMUNICATION TECHNOLOGIES (ICT) IN HOUSEHOLDS (2025)

According to the results of 2025 “Survey on Information and Communication Technologies Usage in Households”, 92.0 percent of households have internet access, which is 0.4 percentage points higher compared to the previous year. The share of households with internet access increased by 0.7 percentage points for urban and by 0.1 percentage points for rural areas, reaching 95.2 and 87.6 percent, respectively. The highest values for this indicator are in Tbilisi and Adjara A.R., 96.9 and 94.5 percent, respectively.

The chart below presents the share of households with internet access by type of settlement and regions.

CHART №1

THE SHARE OF HOUSEHOLDS WITH INTERNET ACCESS, 2025
(%)



NATIONAL STATISTICS OFFICE OF GEORGIA

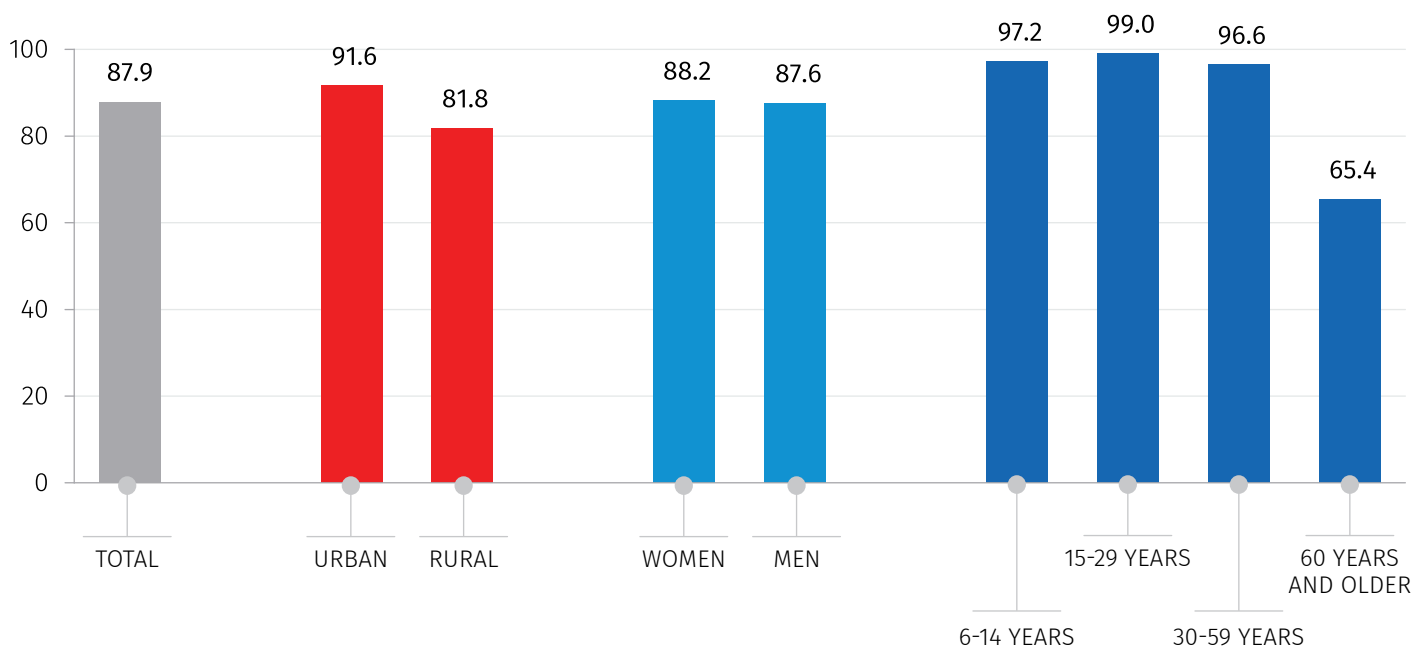
02.09.2025

According to the survey results, 87.9 percent of the population aged 6 years and older has used the internet within the last 3 months, an increase of 3.2 percentage points compared to the previous year. The percentage of this indicator equals to 91.6 percent in urban and 81.8 percent in rural areas. This indicator is 88.2 percent for women and 87.6 percent for men. Among different age groups, the indicator is highest in the 15-29 age group, at 99.0 percent.

The chart below presents the share of population aged 6 years and older who used internet within the last 3 months.

CHART №2

**THE SHARE OF POPULATION AGED 6 YEARS AND OLDER WHO USED INTERNET
WITHIN THE LAST 3 MONTHS, 2025**
(%)



Among the population aged 15 years and older who have used the internet within the last 3 months, 95.4 percent use the internet every day or almost every day, 4.3 percent use it at least once a week (but not every day), and 0.4 percent use it less frequently (less than once a week).

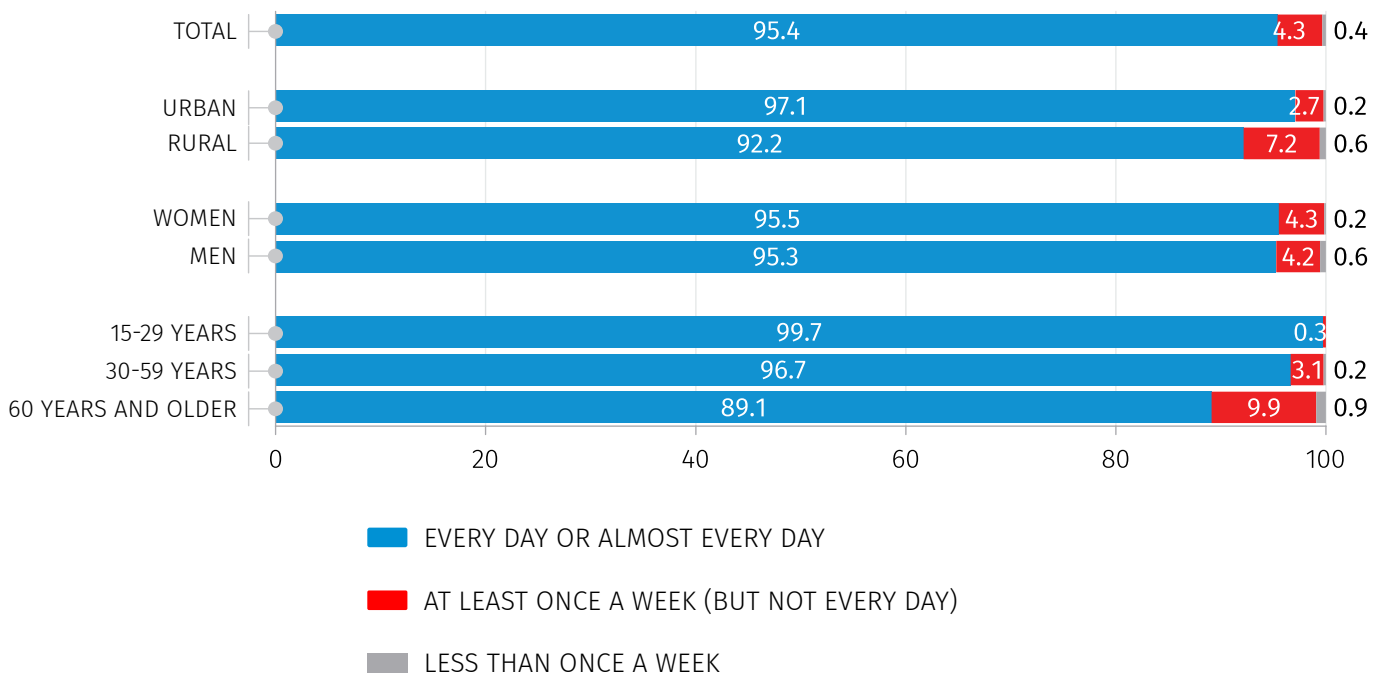
NATIONAL STATISTICS OFFICE OF GEORGIA

02.09.2025

The chart below presents the distribution of the population aged 15 years and older who used internet within the last 3 months, by the frequency of internet use.

CHART №3

**DISTRIBUTION OF THE POPULATION AGED 15 YEARS AND OLDER
BY THE FREQUENCY OF INTERNET USE, 2025**
(%)



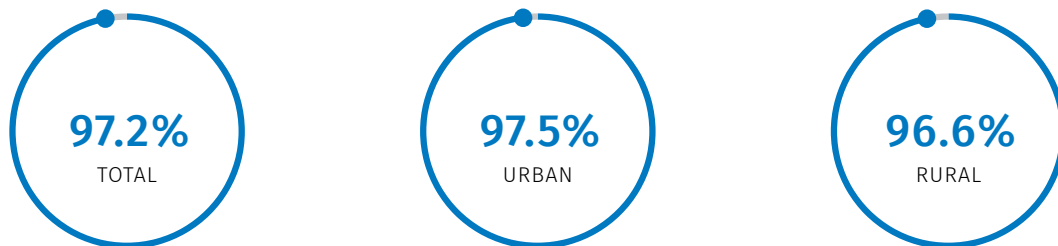
According to the survey results, among the population aged 15 years and older who used internet within the last 3 months, the main reasons for internet use are: telephoning over the internet/video calls over the internet (97.2%), participating in social networks (96.0%), internet banking (55.7%), seeking health-related information (52.1%), finding information about goods and services (47.7%), reading online news/newspapers/magazines (45.3%), sending/receiving e-mails (38.5%), downloading software or applications (other than games software) (13.7%) and looking for a job or sending/submitting a job application (11.0%).

The chart below presents percentage of 15 years and older population, who used internet within the last 3 months, by the purpose of Internet use.

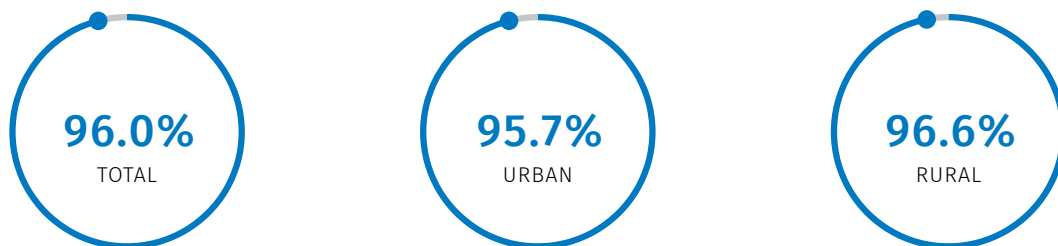
02.09.2025

CHART №4

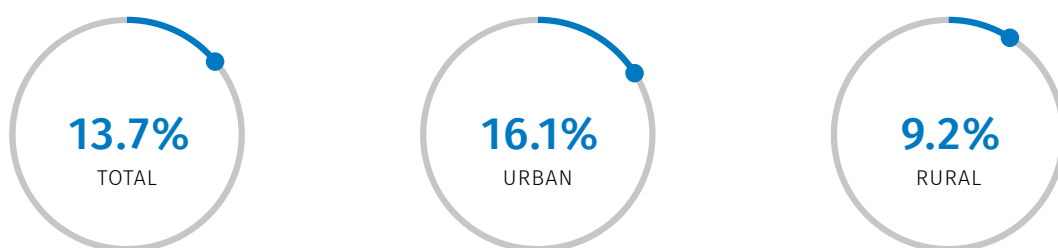
TELEPHONING /VIDEO CALLS OVER THE INTERNET, 2025



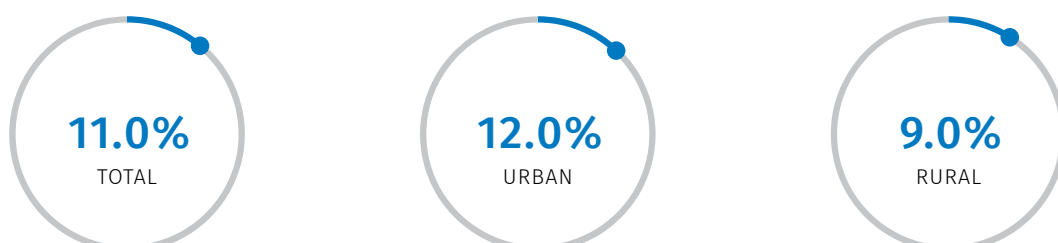
PARTICIPATING IN SOCIAL NETWORKS, 2025



DOWNLOADING SOFTWARE OR APPLICATIONS (OTHER THAN GAMES SOFTWARE), 2025



LOOKING FOR A JOB OR SENDING/SUBMITTING A JOB APPLICATION, 2025



NATIONAL STATISTICS OFFICE OF GEORGIA

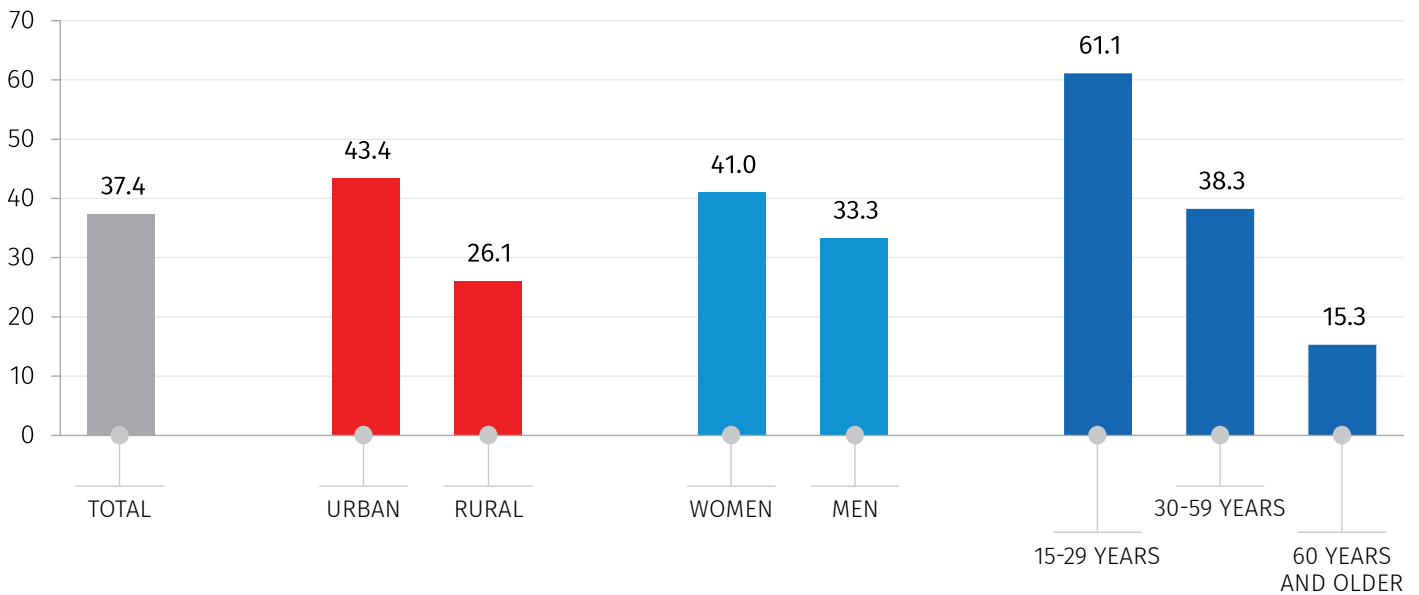
02.09.2025

Among the population aged 15 years and older who have used internet within the last 12 months, 37.4 percent have purchased or ordered goods or services. This figure varies by type of settlement: 43.4 percent in urban areas and 26.1 percent in rural areas. By gender, the values are 41.0 percent for women and 33.3 percent for men. The figures also vary by age groups: 61.1 percent for those aged 15-29, 38.3 percent for those aged 30-59, and 15.3 percent for 60 years and older.

The chart below presents the share of internet users aged 15 years and older, who purchased or ordered goods or services online within the last 12 months.

CHART №5

SHARE OF INTERNET USERS AGED 15 YEARS AND OLDER WHO PURCHASED OR ORDERED GOODS OR SERVICES ONLINE WITHIN THE LAST 12 MONTHS, 2025
(%)



NATIONAL STATISTICS OFFICE OF GEORGIA

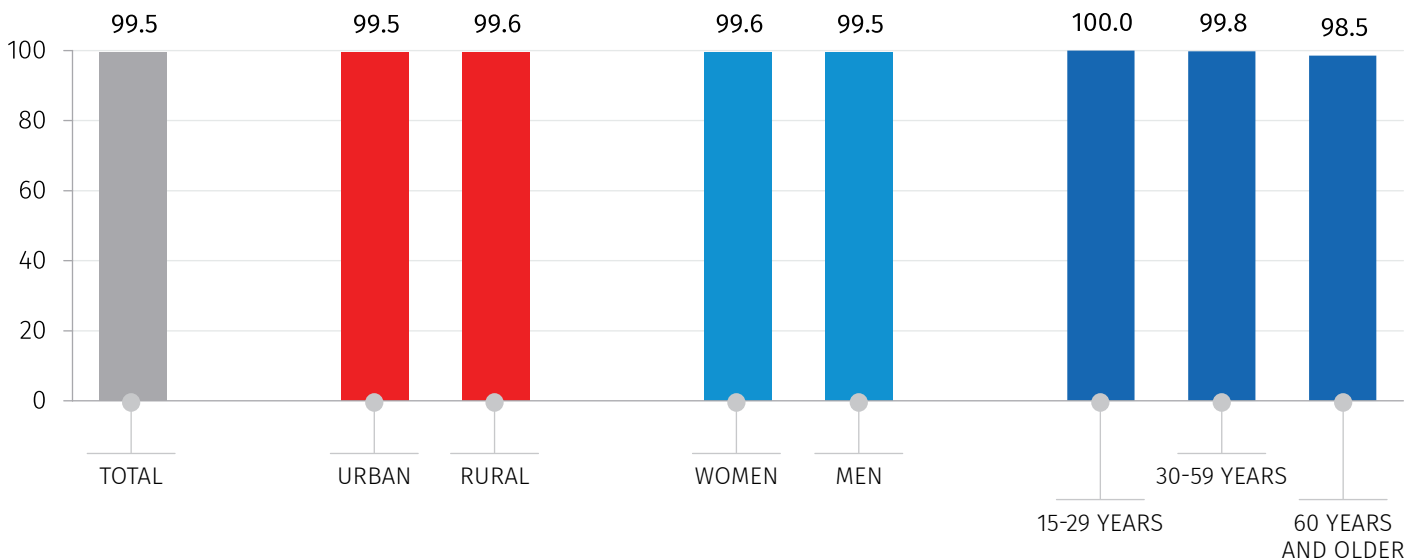
02.09.2025

Among internet users aged 15 years and older who have used the internet within the last 3 months, 99.5 percent have used a mobile device (mobile phone, laptop, tablet, etc.) to connect to the wireless Internet. This indicator is 99.6 percent for women and 99.5 percent for men.

The chart below presents share of population aged 15 years and older, who used mobile devices to access wireless internet.

CHART №6

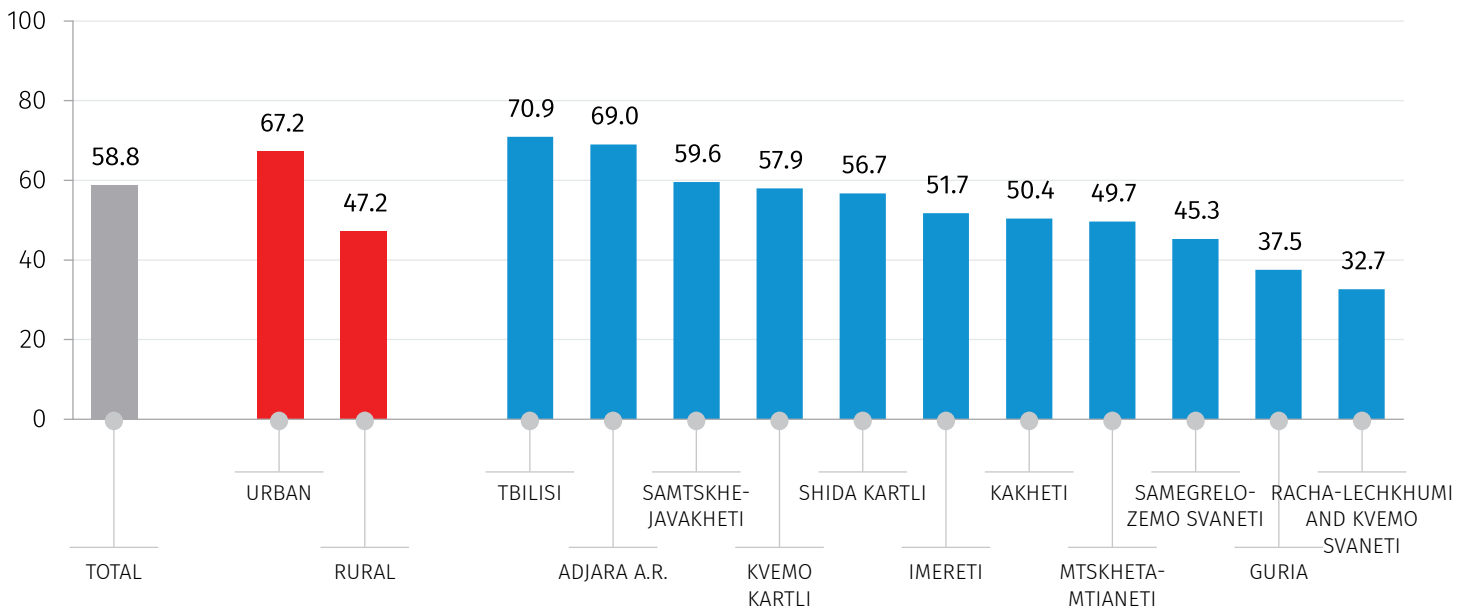
**SHARE OF POPULATION 15 YEARS AND OLDER,
WHO USED MOBILE DEVICES TO ACCESS WIRELESS INTERNET, 2025**
(%)



According to the survey results, 58.8 percent of households have a computer. This indicator is 67.2 percent in urban areas and 47.2 percent in rural areas. Among the regions, the highest values are observed in Tbilisi and Adjara A.R., at 70.9 percent and 69.0 percent, respectively.

The chart below presents the share of households with computer access by type of settlement and regions.

SHARE OF HOUSEHOLDS WITH COMPUTER ACCESS, 2025
(%)



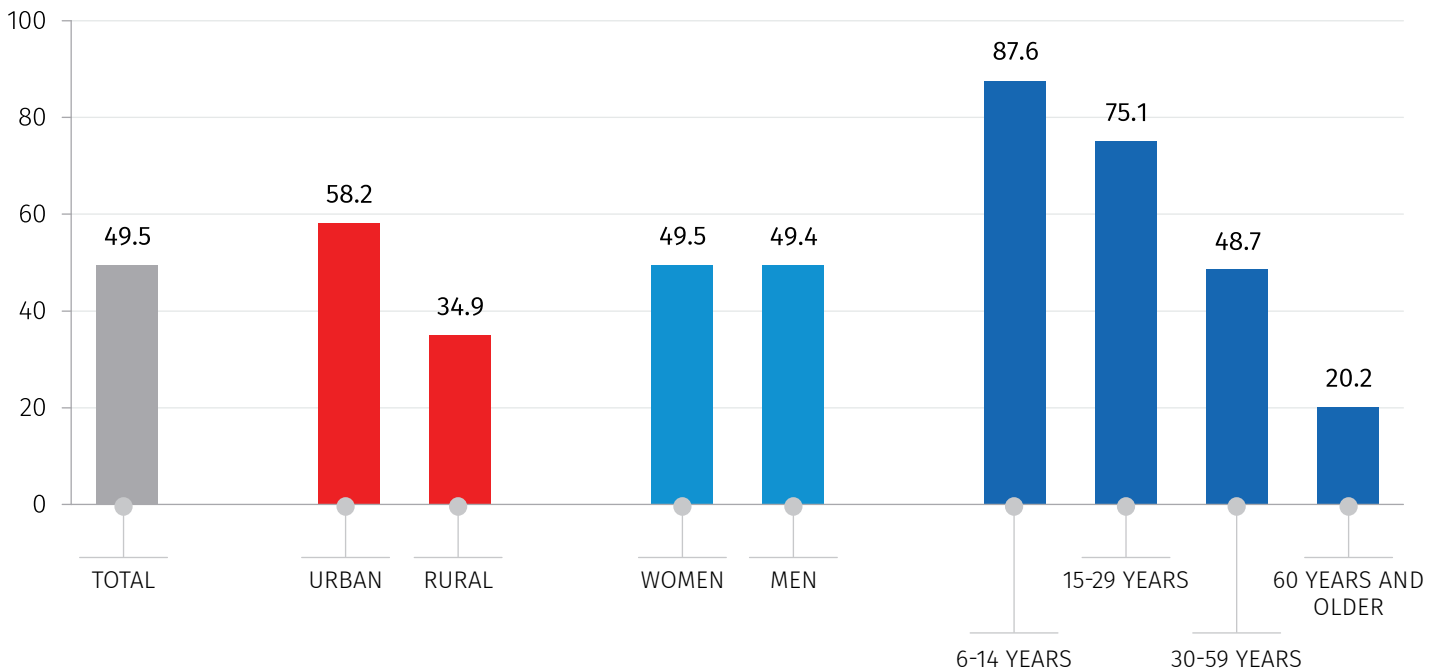
Among the population aged 6 years and older, 49.5 percent have used a computer in the last 3 months. The indicator varies by type of settlement, with 58.2 percent in urban and 34.9 percent in rural areas. By gender, the indicator is 49.5 percent for women and 49.4 percent for men. Among age groups, the highest share of computer users is found in the 6-14 age group, at 87.6 percent.

The chart below presents the share of the population who used computer within the last 3 months.

02.09.2025

CHART №8

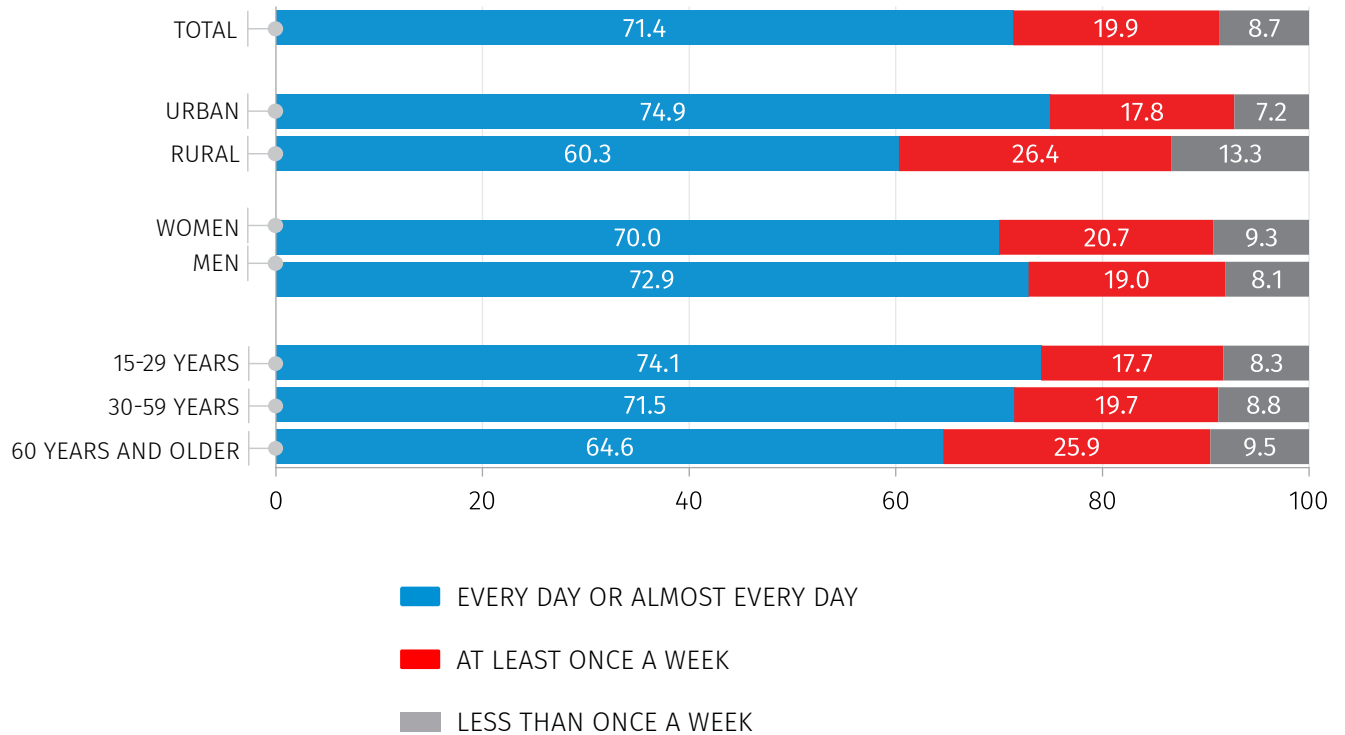
**SHARE OF THE POPULATION AGED 6 YEARS AND OLDER WHO USED COMPUTER
WITHIN THE LAST 3 MONTHS, 2025
(%)**



Among the population aged 15 years and older who used computer within the last 3 months, 71.4 percent use a computer every day or almost every day, 19.9 percent use it at least once a week and 8.7 percent use it less frequently (less than once a week).

The chart below presents the distribution of the population aged 15 years and older, who used computer within the last 3 months, by the frequency of computer use.

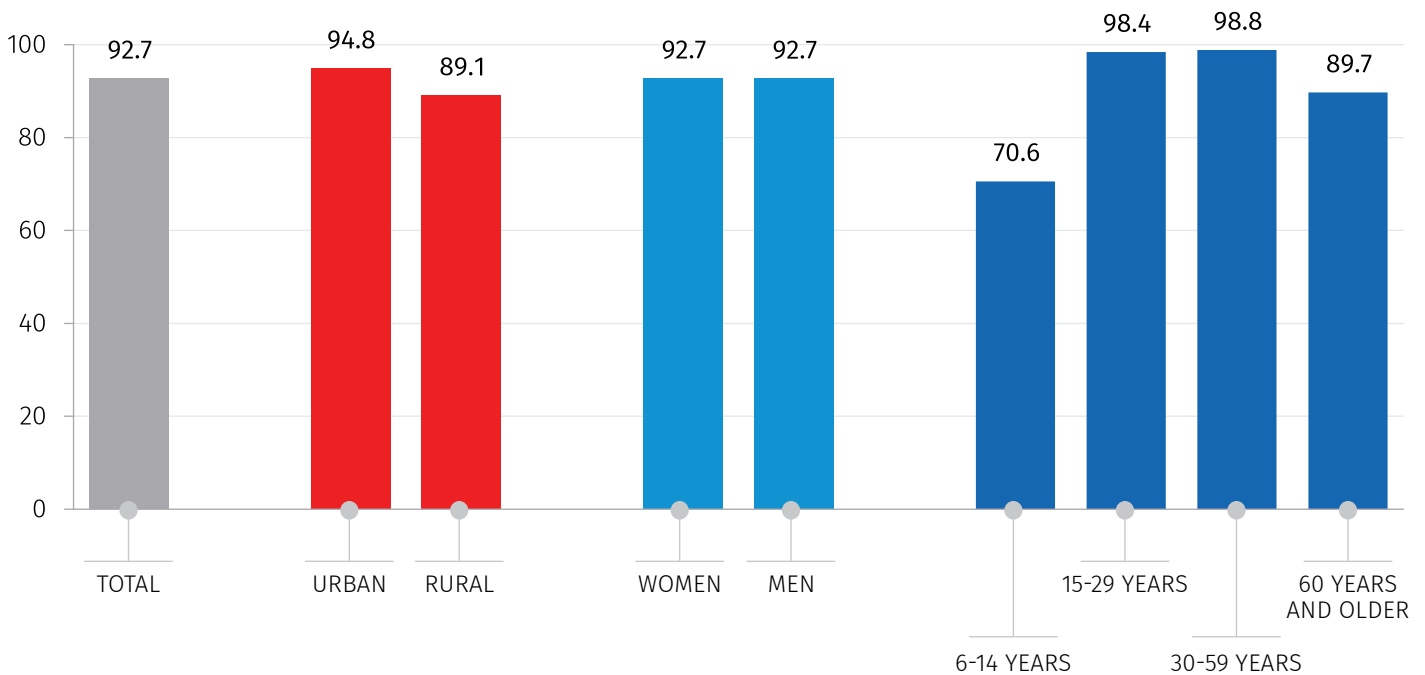
DISTRIBUTION OF THE POPULATION AGED 15 YEARS AND OLDER BY THE FREQUENCY OF COMPUTER USE, 2025 (%)



According to the survey results, 92.7 percent of the population aged 6 years and older own a mobile phone, an increase of 1.9 percentage points from the previous year. This indicator increased by 1.5 percentage points in urban and by 2.4 percentage points in rural areas, reaching 94.8 percent and 89.1 percent, respectively.

The chart below presents the share of population aged 6 years and older, who own a mobile phone.

SHARE OF THE POPULATION AGED 6 YEARS AND OLDER WHO OWN A MOBILE PHONE, 2025 (%)



NOTES:

- Data was collected in June 2025;
- The discrepancy between the totals and the sum in some cases can be explained by using rounded data.

CONTACT PERSONS:

Vasil Tsakadze, Tel: 2 36 72 10 (600), E-mail: vtsakadze@geostat.ge

Mariam Kavelashvili, Tel: 2 36 72 10 (020), E-mail: mkavelashvili@geostat.ge