

**NATIONAL STATISTICS OFFICE OF GEORGIA**

# **PRODUCER PRICE INDEX FOR INDUSTRIAL PRODUCTS IN GEORGIA AUGUST 2025**



19.09.2025  
www.geostat.ge

19.09.2025

## PRODUCER PRICE INDEX FOR INDUSTRIAL PRODUCTS IN GEORGIA

AUGUST 2025

In August 2025, the Producer Price Index for Industrial Products increased by 0.1 percent compared to the previous month, while compared to August 2024, the index increase amounted to 3.8 percent.

The prices for **mining and quarrying** decreased by 0.3 percent **compared to July 2025**, resulting in a -0.02 percentage point contribution to the overall monthly PPI change. In the same period, the prices for **manufactured products** decreased by 0.1 percent, contributing -0.06 percentage points to the monthly index change. Within the group, a noteworthy price decrease was registered for coke and refined petroleum products (-5.3 percent). Along with this, the prices increased for **electricity, gas, steam and air conditioning** by 2.3 percent, contributing 0.25 percentage points to the monthly index change.

The **annual PPI** rate was mainly affected by price changes for the following products:

- **Mining and quarrying:** the prices were 13.8 percent higher, contributing 0.86 percentage points to the overall annual index change. Within the group, the prices were higher for the subgroup of metal ores (19.2 percent);
- **Manufactured products:** the prices increased by 2.1 percent, contributing 1.72 percentage points to the overall annual index increase. There was a notable increase in the prices for food products (4.7 percent) and beverages (4.6 percent);
- **Electricity, gas, steam and air conditioning:** the annual price increase amounted to 12.0 percent, which contributed 1.23 percentage points to the annual index change.

## NATIONAL STATISTICS OFFICE OF GEORGIA

19.09.2025

The following table presents the Producer Price Index (compared to the previous month and the corresponding month of the previous year) and the relevant contributions of the products to the changes in the overall index:

### PRODUCER PRICE INDEX FOR INDUSTRIAL PRODUCTS IN GEORGIA AUGUST 2025

CODE	GROUPS	OVER JULY 2025	CONTRIBUTIONS* TO MONTHLY CHANGES	OVER AUGUST 2024	CONTRIBUTIONS* TO ANNUAL CHANGES
	<b>TOTAL</b>	<b>100.1</b>	<b>0.15</b>	<b>103.8</b>	<b>3.82</b>
<b>B</b>	<b>Mining and quarrying</b>	<b>99.7</b>	<b>-0.02</b>	<b>113.8</b>	<b>0.86</b>
05	Coal and lignite	99.6	0.00	100.1	0.00
06	Crude petroleum and natural gas	95.3	-0.01	82.5	-0.05
07	Metal ores	99.8	-0.01	119.2	0.91
08	Other mining and quarrying products	99.7	0.00	99.9	0.00
<b>C</b>	<b>Manufactured products</b>	<b>99.9</b>	<b>-0.06</b>	<b>102.1</b>	<b>1.72</b>
10	Food products	100.3	0.10	104.7	1.44
11	Beverages	100.2	0.03	104.6	0.69
12	Tobacco products	100.0	0.00	96.9	-0.01
13	Textiles	97.9	-0.01	102.3	0.01
14	Wearing apparel	100.4	0.01	103.8	0.08
15	Leather and related products	100.0	0.00	101.1	0.01
16	Wood and of products of wood and cork, except furniture; articles of straw and plaiting materials	98.3	-0.01	99.9	0.00
17	Paper and paper products	101.4	0.01	101.8	0.02
18	Printing and recording services	98.4	-0.01	97.6	-0.02
19	Coke and refined petroleum products	94.7	-0.05	79.2	-0.19
20	Chemicals and chemical products	99.8	-0.01	103.6	0.13
21	Basic pharmaceutical products and pharmaceutical preparations	99.5	-0.01	98.5	-0.02
22	Rubber and plastic products	98.3	-0.04	101.6	0.04
23	Other non-metallic mineral products	99.9	-0.01	102.4	0.19
24	Basic metals	99.3	-0.04	93.0	-0.76

\* Individual contributions may not sum up to the total changes in the index due to rounding.

## NATIONAL STATISTICS OFFICE OF GEORGIA

19.09.2025

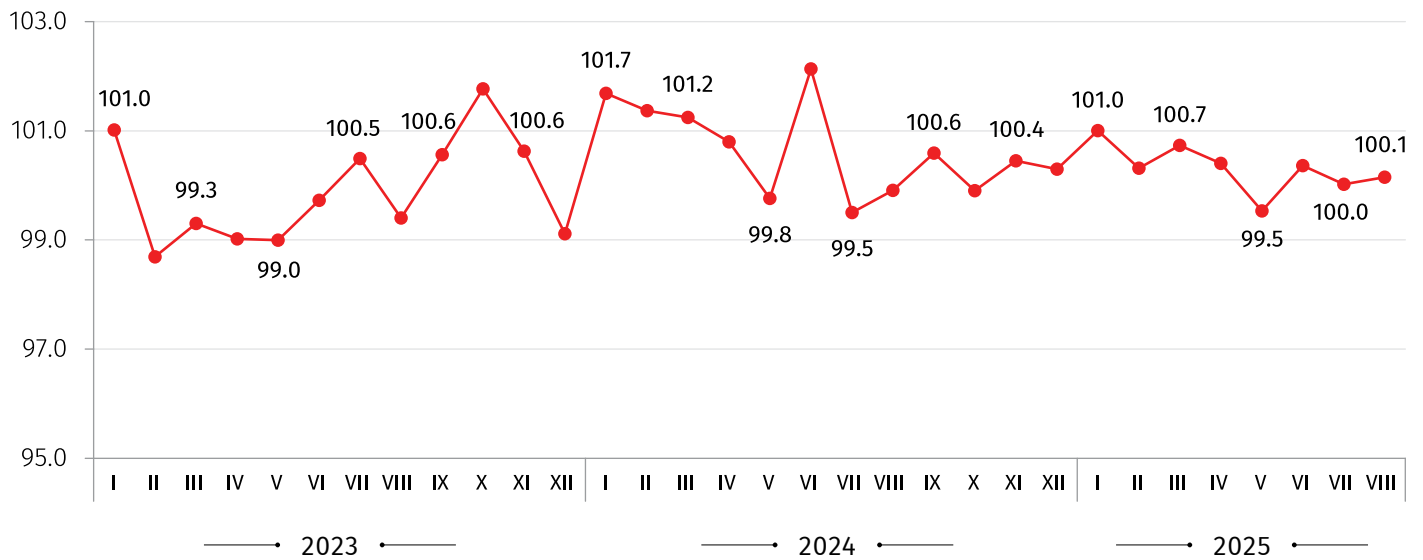
CODE	GROUPS	OVER JULY 2025	CONTRIBUTIONS* TO MONTHLY CHANGES	OVER AUGUST 2024	CONTRIBUTIONS* TO ANNUAL CHANGES
25	Fabricated metal products, except machinery and equipment	99.1	-0.02	96.8	-0.07
27	Electrical equipment	99.3	-0.01	108.9	0.06
28	Machinery and equipment n.e.c.	99.6	0.00	149.3	0.06
31	Furniture	100.0	0.00	100.4	0.00
32	Other manufactured goods	100.7	0.00	106.5	0.03
33	Repair and installation services of machinery and equipment	100.0	0.00	102.4	0.02
<b>D</b>	<b>Electricity, gas, steam and air conditioning</b>	<b>102.3</b>	<b>0.25</b>	<b>112.0</b>	<b>1.23</b>
35	Electricity, gas, steam and air conditioning	102.3	0.25	112.0	1.23
<b>E</b>	<b>Water supply, sewerage, waste management and remediation services</b>	<b>99.5</b>	<b>-0.01</b>	<b>100.2</b>	<b>0.00</b>
36	Natural water, water treatment and supply services	100.0	0.00	100.0	0.00
38	Waste collection, treatment and disposal services; materials recovery services	98.7	-0.01	100.7	0.00

\* Individual contributions may not sum up to the total changes in the index due to rounding.

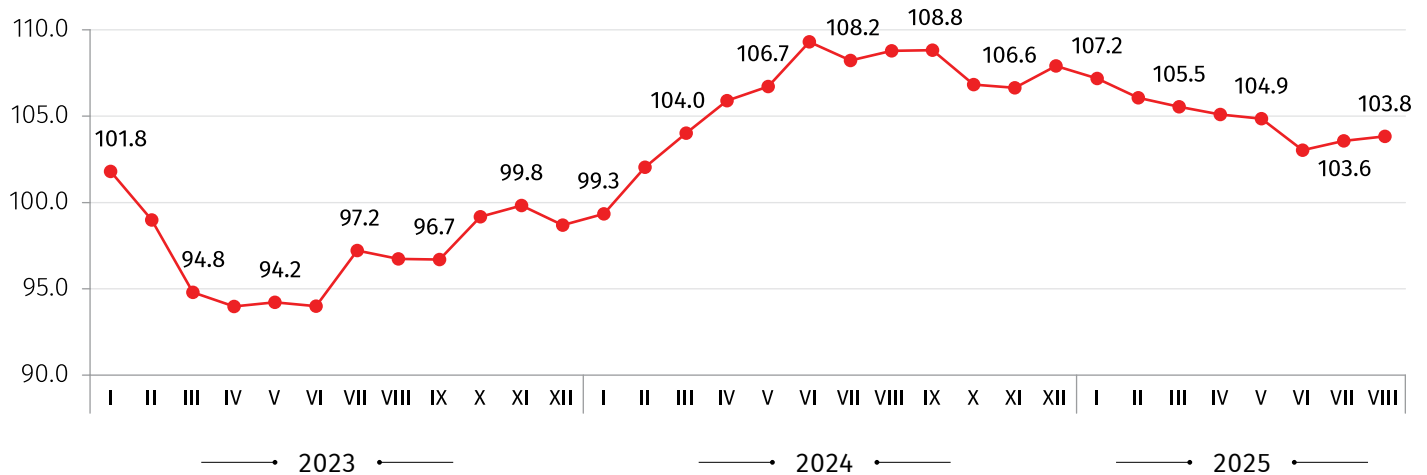
# NATIONAL STATISTICS OFFICE OF GEORGIA

19.09.2025

## PRODUCER PRICE INDEX FOR INDUSTRIAL PRODUCTS (PREVIOUS MONTH=100)



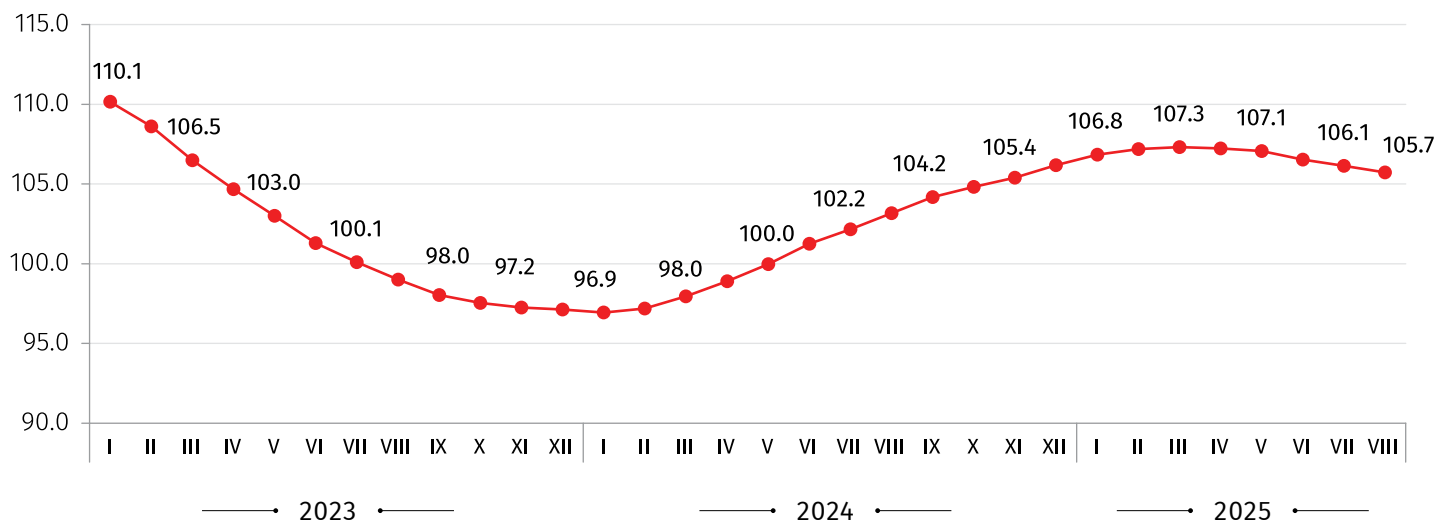
## PRODUCER PRICE INDEX FOR INDUSTRIAL PRODUCTS (THE SAME MONTH OF THE PREVIOUS YEAR =100)



## NATIONAL STATISTICS OFFICE OF GEORGIA

19.09.2025

### PRODUCER PRICE INDEX FOR INDUSTRIAL PRODUCTS (12 MONTH AVERAGE OVER THE PREVIOUS 12 MONTH AVERAGE)



#### CONTACT PERSON:

Giorgi Tetrauli, Tel: (+995 32) 236 72 10 (400). E-mail: [gtetrauli@geostat.ge](mailto:gtetrauli@geostat.ge)

Mariam Kavelashvili. Tel: (+995 32) 236 72 10 (020). E-mail: [mkavelashvili@geostat.ge](mailto:mkavelashvili@geostat.ge)