

**NATIONAL STATISTICS OFFICE OF GEORGIA**

# **RESULTS OF ACTIVITY OF ENTERPRISES**

**2024**



01.10.2025

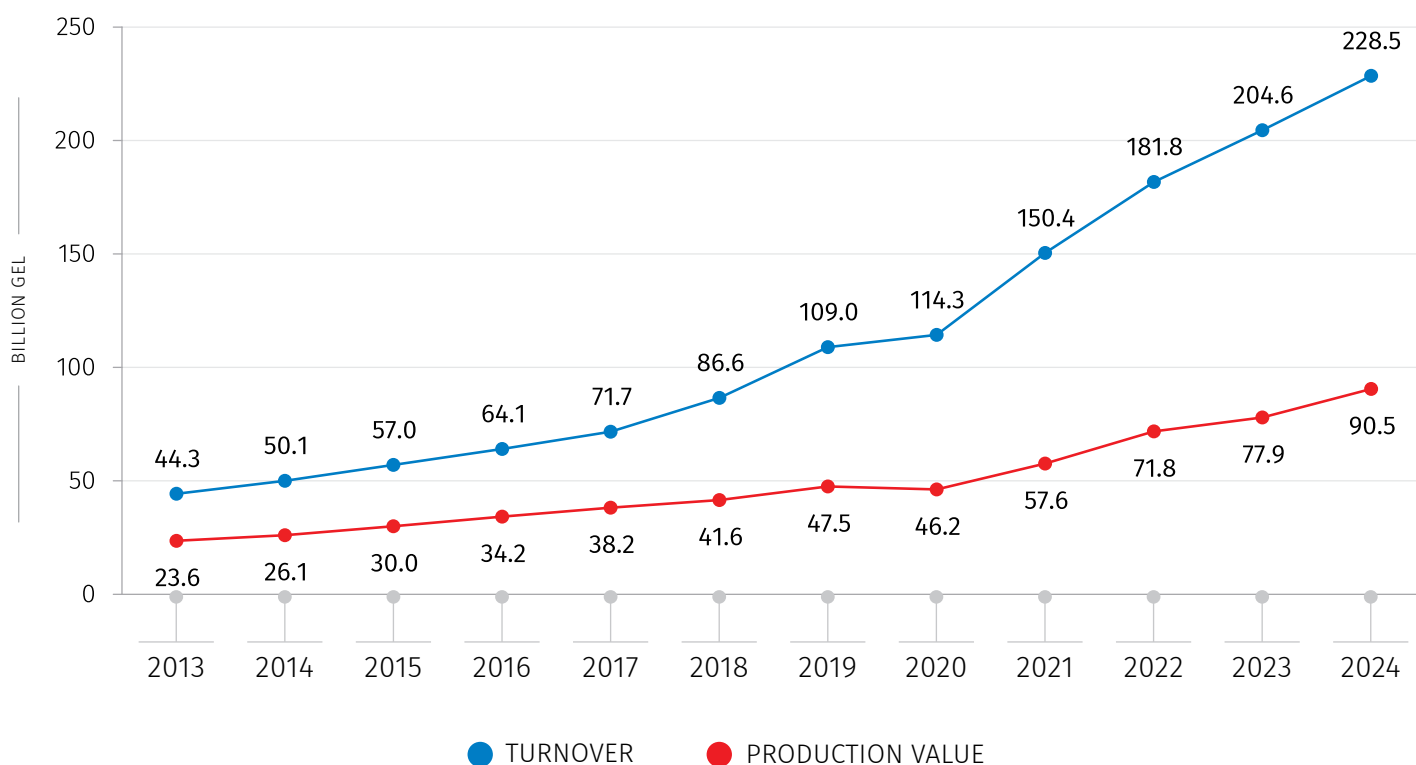
## ACTIVITIES OF ENTERPRISES

2024

In the 2024, compared to the previous year, the volume of business sector turnover increased by 11.6 percent and amounted to 228.5 billion GEL.

The increase was observed in the production value of the business sector as well. In the 2024, production value equaled 90.5 billion GEL, which is 16.3 percent more year-on-year:

### VOLUME OF BUSINESS SECTORE TURNOVER AND PRODUCTION VALUE BY QUARTERS



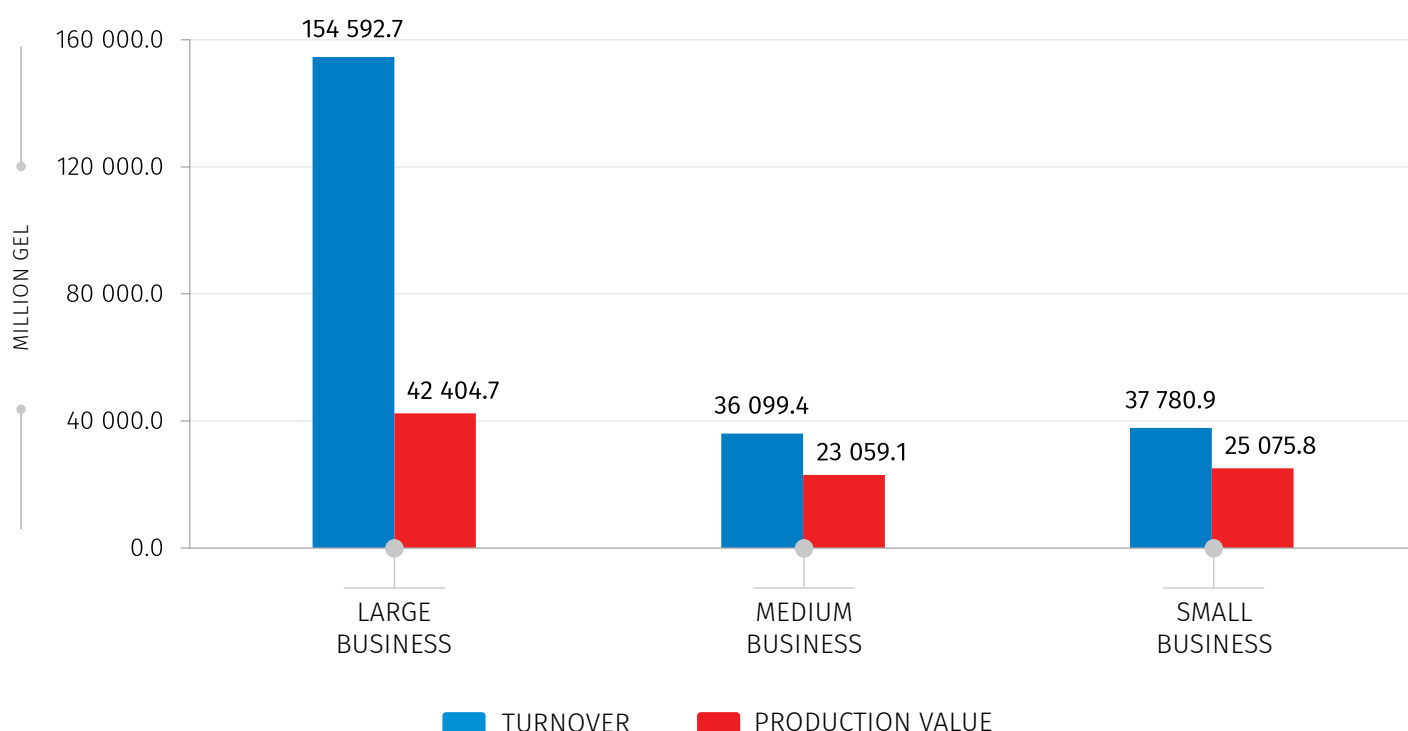
## NATIONAL STATISTICS OFFICE OF GEORGIA

01.10.2025

In the 2024, large businesses generated 67.7 percent of total turnover, while medium size businesses generated 15.8 percent, and 16.5 percent was generated by small business.

A distribution was slightly different in case of total production value: 46.8 percent was on large businesses, 25.5 percent - on medium, and 27.7 percent - on small businesses.

### BUSINESS SECTOR TURNOVER AND PRODUCTION VALUE BY SIZE OF ENTERPRISES, 2024

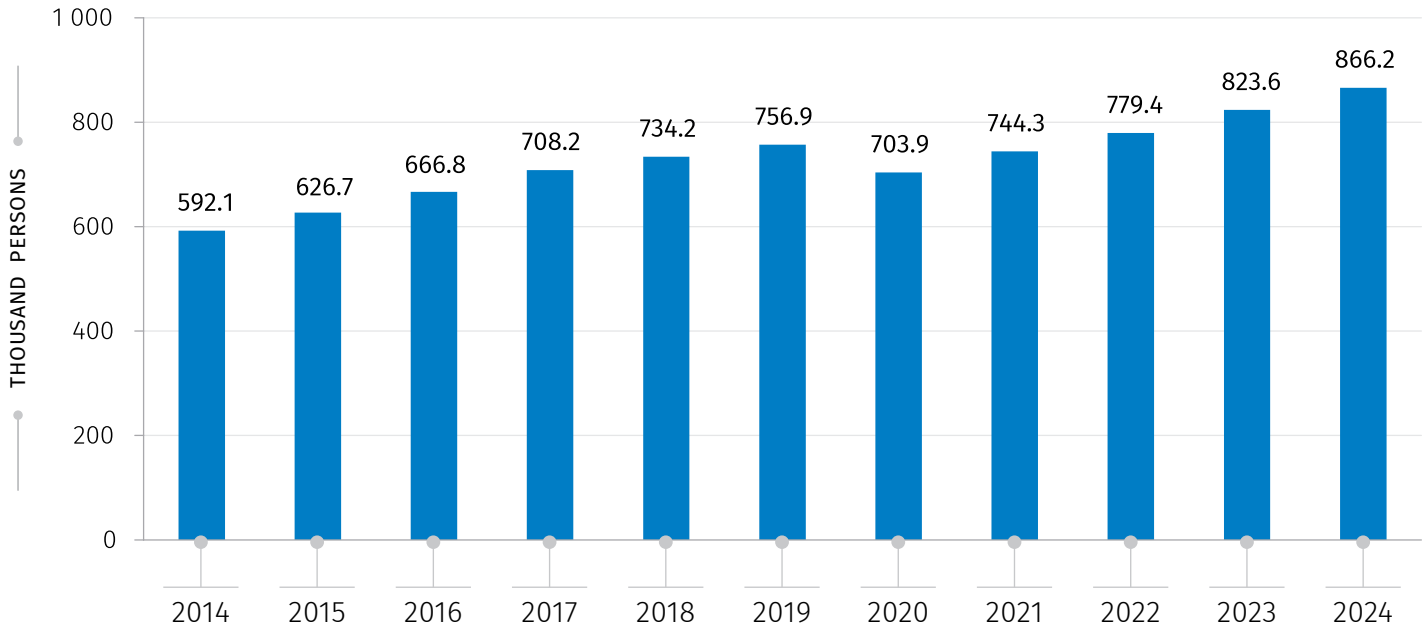


In 2024, total purchases of goods and services carried out by enterprises equaled 114.9 billion GEL (year-on-year 5.4 percent more), while the purchase of goods and services for resale amounted to 71.4 billion GEL (year-on-year 0.2 percent more).

In the 2024, the average number of persons employed in business sector equaled 866.2 thousand, which is year-on-year 5.2 percent more. Out of the total number of persons employed, 43.2 percent were female and 56.8 percent were male.

01.10.2025

## NUMBER OF PERSONS EMPLOYED IN BUSINESS SECTOR BY YEARS



Large businesses employed 39.4 percent of total number of persons, while 20.3 percent were employed by medium, and 40.3 percent - by small businesses.

The total number of employees amounted to 801.6 thousand (year-on-year 3.9 percent more). The total personnel costs of enterprises equaled 19.9 billion GEL (year-on-year 15.3 percent more).

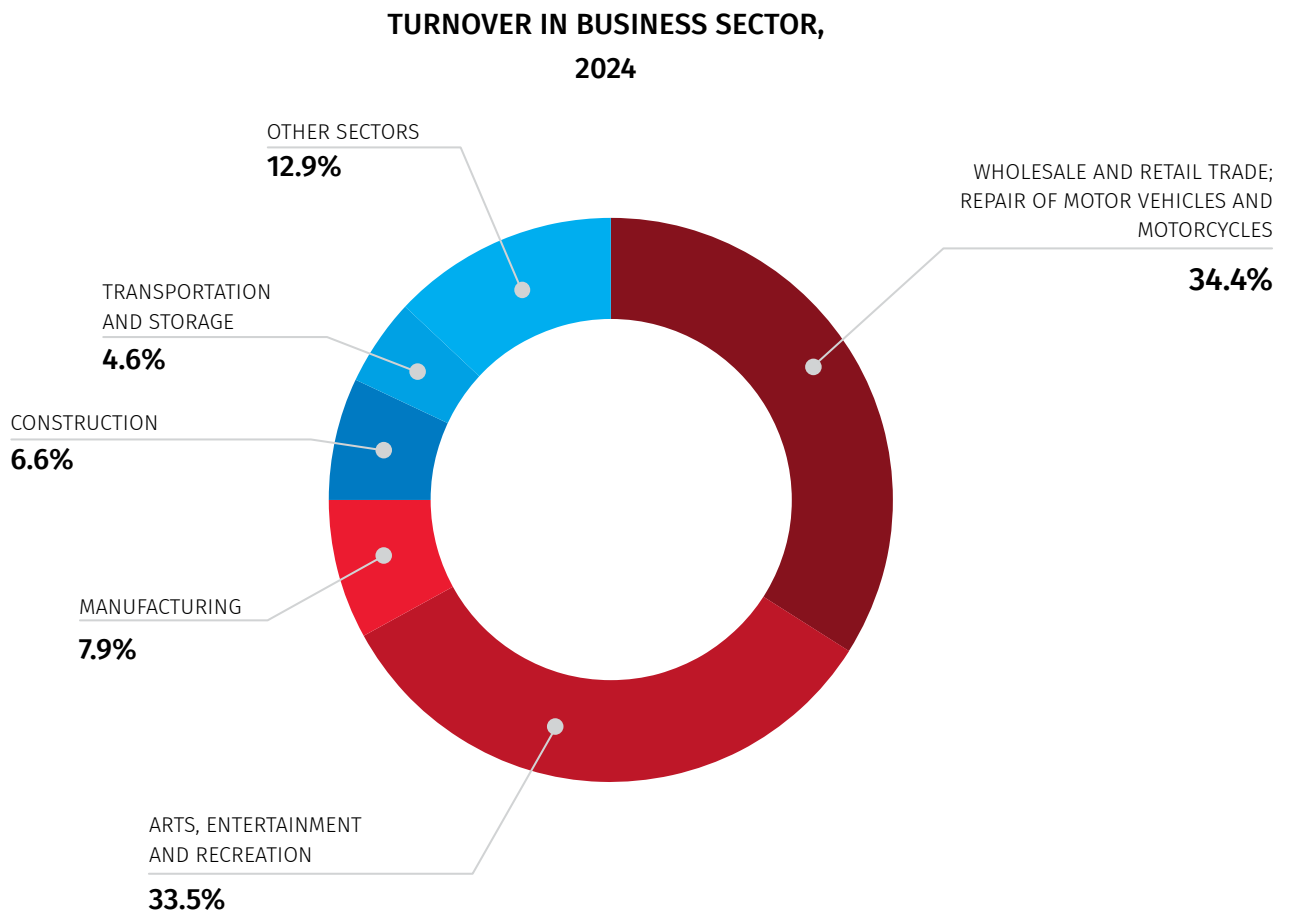
In the 2024, average monthly remuneration of employed persons equaled 2 024.4 GEL (197.2 GEL increase year-on-year) while remuneration of employed women specifically was 1 601.4 GEL (156.2 GEL increase year-on-year). Average monthly remuneration of employed persons by size of enterprises is as follows:

- Large business - 2 297.4 GEL
- Medium business - 2 443.8 GEL
- Small business - 1 437.5 GEL

## NATIONAL STATISTICS OFFICE OF GEORGIA

01.10.2025

In the 2024, the trade sector (including repair of motor vehicles and motorcycles) has the highest share (34.4 percent) in the total turnover in business sector, followed by arts, entertainment and recreation with 33.5 percent share, manufacturing - with 7.9 percent, construction - with 6.6 percent, transportation and storage - with 4.6 percent, and other sectors - with 12.9 percent share:

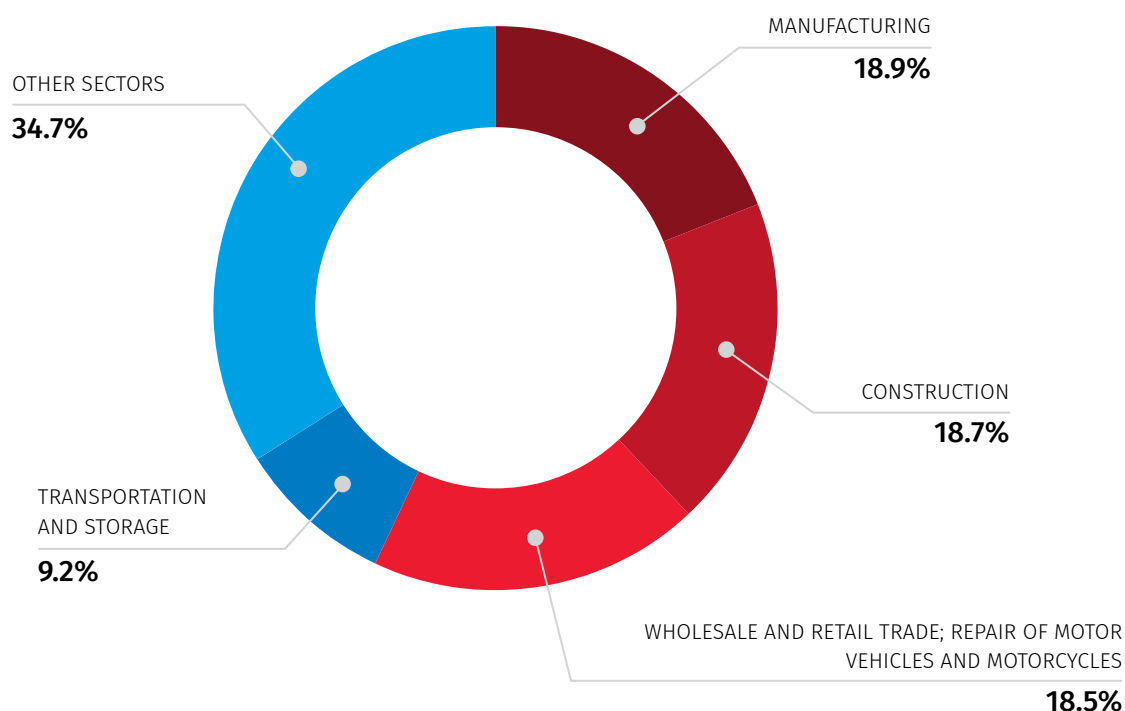


## NATIONAL STATISTICS OFFICE OF GEORGIA

01.10.2025

In the 2024, manufacturing (18.9 percent) and construction (18.7 percent), trade (18.5 percent), and transportation and storage (9.2 percent) held the top four places in business sector by production value. Rest of sectors had 34.7 percent share:

### PRODUCTION VALUE IN BUSINESS SECTOR, 2024

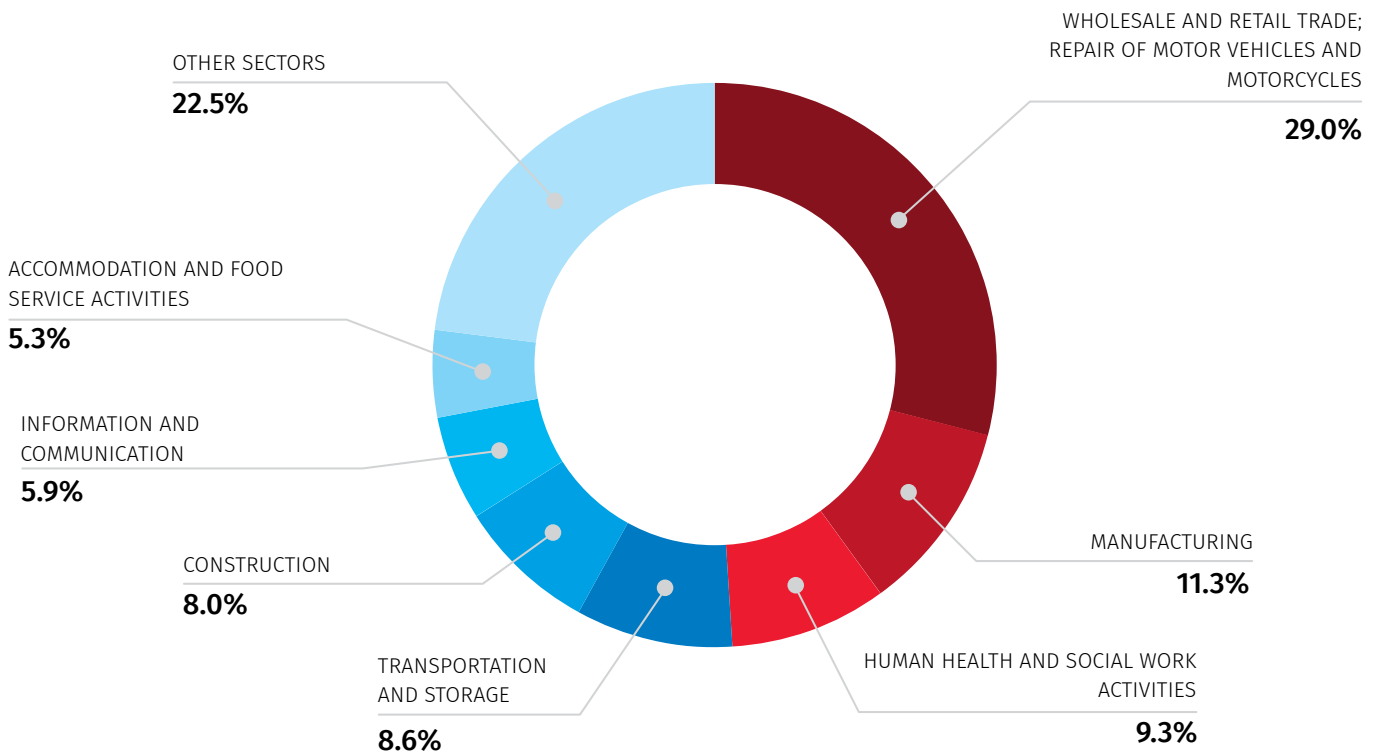


## NATIONAL STATISTICS OFFICE OF GEORGIA

01.10.2025

In the 2024, trade (wholesale and retail trade, repair of motor vehicles and motorcycles), manufacturing, and human health and social work activities led business sector by number of employees (accordingly with 29.0 percent, 11.3 percent and 9.3 percent share). However, enterprises engaged in transportation and storage (8.6 percent), construction activities (8.0 percent), information and communication (5.9 percent), and accommodation and food service activities (5.3 percent) had also a significant share:

**NUMBER OF EMPLOYEES IN BUSINESS SECTOR,  
2024**

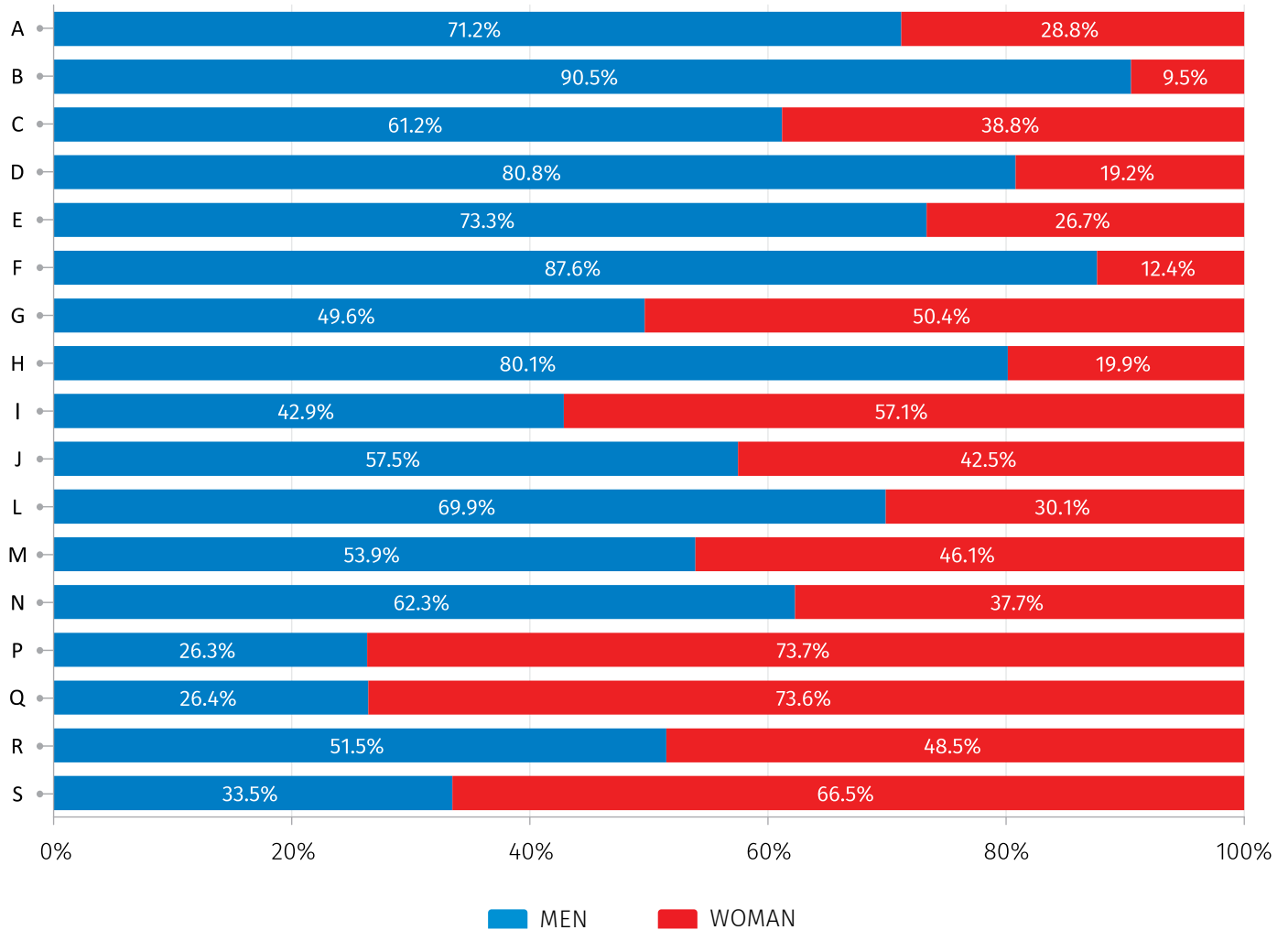




## NATIONAL STATISTICS OFFICE OF GEORGIA

01.10.2025

The chart below shows the distribution of total number of employees by economic activities and sex:





# NATIONAL STATISTICS OFFICE OF GEORGIA

01.10.2025

The table below shows year-on-year variation of business sector turnover in the 2024 by kind of economic activities:

## TURNOVER IN BUSINESS SECTOR BY KIND OF ECONOMIC ACTIVITIES

TURNOVER (MIL. GEL) NACE REV. 2	2023	2024	INCREASE RATE IN 2024 COMPARED TO 2023
<b>BY KIND OF ECONOMIC ACTIVITIES - TOTAL</b>	<b>204 647.5</b>	<b>228 473.1</b>	<b>111.6</b>
Agriculture, forestry and fishing	969.0	1 032.9	106.6
Mining and quarrying	1 318.9	1 892.3	143.5
Manufacturing	15 933.7	18 159.4	114.0
Electricity, gas, steam and air conditioning supply	5 384.3	5 779.7	107.3
Water supply, sewerage, waste management and remediation activities	437.8	530.8	121.2
Construction	12 077.0	15 136.1	125.3
Wholesale and retail trade; repair of motor vehicles and motorcycles	77 760.5	78 524.0	101.0
Transportation and storage	9 425.3	10 459.3	111.0
Accommodation and food service activities	2 896.9	3 442.0	118.8
including:			
Accommodation	1 107.4	1 390.1	125.5
Food service	1 789.5	2 051.9	114.7
Information and communication	5 267.6	6 794.1	129.0
Real estate activities	2 100.6	2 322.1	110.5
Professional, scientific and technical activities	2 266.1	2 645.5	116.7
Administrative and support service activities	1 701.6	1 949.7	114.6
Education	767.6	949.9	123.7
Human health and social work activities	1 716.2	1 912.0	111.4
Arts, entertainment and recreation	64 350.1	76 620.6	119.1
Other service activities	274.1	322.7	117.7

## NATIONAL STATISTICS OFFICE OF GEORGIA

01.10.2025

The table below shows year-on-year variation of business sector production value in the 2024 by kind of economic activities:

### BUSINESS SECTOR PRODUCTION VALUE BY KIND OF ECONOMIC ACTIVITIES

PRODUCTION VALUE (MIL. GEL) NACE REV. 2	2023	2024	INCREASE RATE IN 2024 COMPARED TO 2023
<b>BY KIND OF ECONOMIC ACTIVITIES - TOTAL</b>	<b>77 859.3</b>	<b>90 539.7</b>	<b>116.3</b>
Agriculture, forestry and fishing	1 134.1	1 198.7	105.7
Mining and quarrying	1 469.6	1 849.2	125.8
Manufacturing	15 214.0	17 138.9	112.7
Electricity, gas, steam and air conditioning supply	2 875.6	2 897.1	100.7
Water supply, sewerage, waste management and remediation activities	559.4	688.3	123.0
Construction	13 499.7	16 970.9	125.7
Wholesale and retail trade; repair of motor vehicles and motorcycles	15 309.9	16 765.5	109.5
Transportation and storage	7 090.7	8 287.7	116.9
Accommodation and food service activities	2 929.1	3 517.9	120.1
including:			
Accommodation	1 135.9	1 403.7	123.6
Food service	1 793.2	2 114.2	117.9
Information and communication	5 215.7	6 900.8	132.3
Real estate activities	2 071.0	2 332.2	112.6
Professional, scientific and technical activities	2 115.0	2 469.5	116.8
Administrative and support service activities	1 228.2	1 514.1	123.3
Education	821.6	1 004.1	122.2
Human health and social work activities	2 732.0	2 937.3	107.5
Arts, entertainment and recreation	3 326.3	3 760.1	113.0
Other service activities	267.3	307.1	114.9

## NATIONAL STATISTICS OFFICE OF GEORGIA

01.10.2025

The table below shows year-on-year variation of number of employees in business sector in the 2024 by kind of economic activities:

### NUMBER OF EMPLOYEES IN BUSINESS SECTOR BY KIND OF ECONOMIC ACTIVITIES

NUMBER OF EMPLOYEES (UNIT) NACE REV. 2	2023	2024	INCREASE RATE IN 2024 COMPARED TO 2023
<b>BY KIND OF ECONOMIC ACTIVITIES - TOTAL</b>	<b>823 561</b>	<b>866 152</b>	<b>105.2</b>
Agriculture, forestry and fishing	13 621	13 805	101.4
Mining and quarrying	12 872	12 933	100.5
Manufacturing	96 123	97 565	101.5
Electricity, gas, steam and air conditioning supply	16 550	16 986	102.6
Water supply, sewerage, waste management and remediation activities	15 464	16 253	105.1
Construction	68 195	69 719	102.2
Wholesale and retail trade; repair of motor vehicles and motorcycles	235 834	251 447	106.6
Transportation and storage	69 352	74 670	107.7
Accommodation and food service activities	41 748	46 181	110.6
including:			
Accommodation	17 340	19 783	114.1
Food service	24 408	26 397	108.2
Information and communication	47 228	51 018	108.0
Real estate activities	20 764	21 856	105.3
Professional, scientific and technical activities	27 573	29 581	107.3
Administrative and support service activities	23 151	24 068	104.0
Education	23 977	24 778	103.3
Human health and social work activities	79 351	80 612	101.6
Arts, entertainment and recreation	22 341	24 026	107.5
Other service activities	9 416	10 654	113.1

## NATIONAL STATISTICS OFFICE OF GEORGIA

01.10.2025

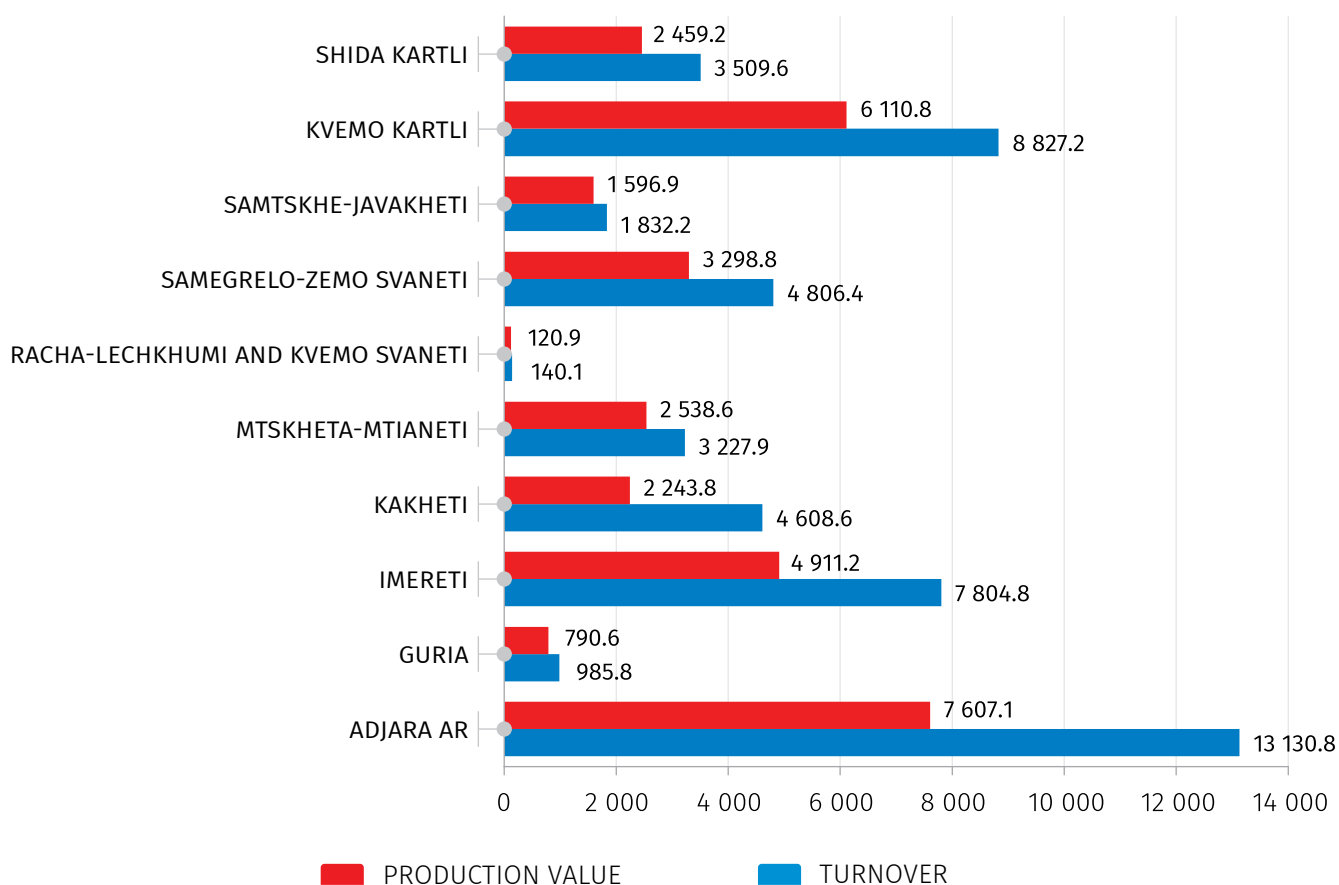
By regions, Tbilisi and following regions are leading in gross turnover:

- Tbilisi - 78.6 percent
- Adjara - 5.7 percent
- Kvemo Kartli – 3.9 percent
- Imereti – 3.4 percent
- Samegrelo-Zemo Svaneti - 2.1 percent

By regions, Tbilisi and following regions are again leading in gross production value:

- Tbilisi - 64.9 percent
- Adjara - 8.4 percent
- Kvemo Kartli - 6.7 percent
- Imereti - 5.4 percent
- Samegrelo-Zemo Svaneti - 3.6 percent

The chart below shows turnover and production value by region, except Tbilisi (in mln. GEL):



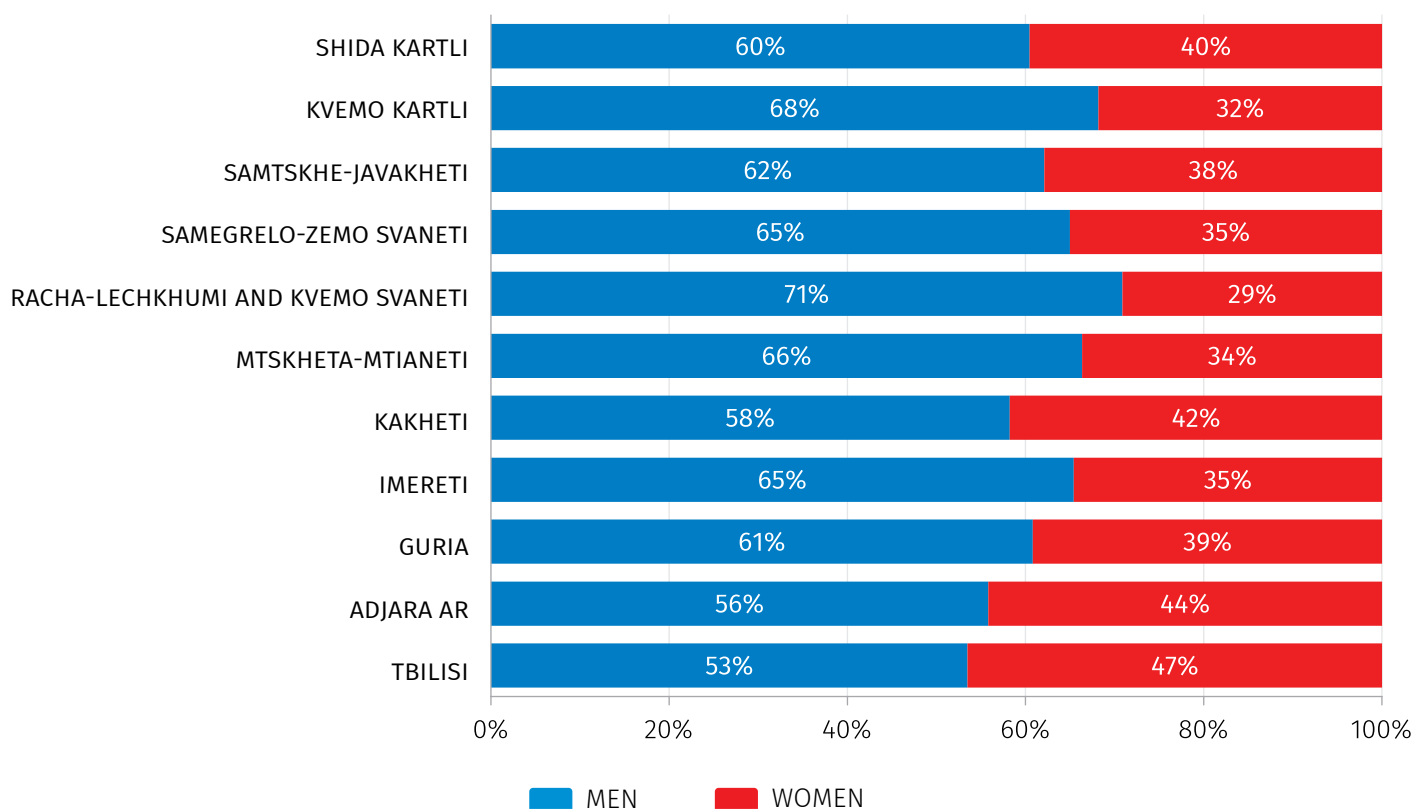
## NATIONAL STATISTICS OFFICE OF GEORGIA

01.10.2025

Number of employees by regions is distributed as follows:

- Tbilisi - 62.3 percent
- Adjara - 9.8 percent
- Imereti – 7.3 prcent
- Kvemo Kartli - 5.7 percent
- Samegrelo-Zemo Svaneti - 3.6 percent
- Kakheti – 3.1 percent
- Shida Kartli - 2.9 percent
- Mtskheta-Mtianeti - 1.9 percent
- Samtskhe-Javakheti - 1.7 percent
- Guria – 1.2 percent
- Racha-Lechkhumi and Kvemo Svaneti - 0.3 percent

The figure below shows the distribution of total number of employees in separate regions by sex:



## NATIONAL STATISTICS OFFICE OF GEORGIA

---

01.10.2025

### NOTES:

1. Statistical survey does not include:

- K, O, T, U sectors of activities
- 47.8 (Retail sale via stalls and markets)

2. Surveyed enterprises are classified:

- By kind of main activities
- According to actual address

## NATIONAL STATISTICS OFFICE OF GEORGIA

01.10.2025

The following classification of economic activities is used in the release:

Classification of Economic Activities (based on european standards, NACE rev.2)

Names of Sections:

<b>A</b>	Agriculture, forestry and fishing
<b>B</b>	Mining and quarrying
<b>C</b>	Manufacturing
<b>D</b>	Electricity, gas, steam and air conditioning supply
<b>E</b>	Water supply, sewerage, waste management and remediation activities
<b>F</b>	Construction
<b>G</b>	Wholesale and retail trade; repair of motor vehicles and motorcycles
<b>H</b>	Transportation and storage
<b>I</b>	Accommodation and food service activities
<b>J</b>	Information and communication
<b>K</b>	Financial and insurance activities
<b>L</b>	Real estate activities
<b>M</b>	Professional, scientific and technical activities
<b>N</b>	Administrative and support service activities
<b>O</b>	Public administration and defence; Compulsory social security
<b>P</b>	Education
<b>Q</b>	Human health and social work activities
<b>R</b>	Arts, entertainment and recreation
<b>S</b>	Other service activities
<b>T</b>	Activities of households as employers; undifferentiated goods- and services-producing activities of households for own use
<b>U</b>	Activities of extraterritorial organizations and bodies

**National Statistics Office of Georgia**

**CONTACT PERSONS:**

Daviti Zhorzholiani, Tel: 2 36 72 10 (601) E-mail: [dzhorzholiani@geostat.ge](mailto:dzhorzholiani@geostat.ge)

Mariam Kavelashvili, Tel: 2 36 72 10 (020) E-mail: [mkavelashvili@geostat.ge](mailto:mkavelashvili@geostat.ge)