

**NATIONAL STATISTICS OFFICE OF GEORGIA**

# **AVERAGE MONTHLY NOMINAL EARNINGS OF EMPLOYEES 2025 III QUARTER**



## NATIONAL STATISTICS OFFICE OF GEORGIA

16.12.2025

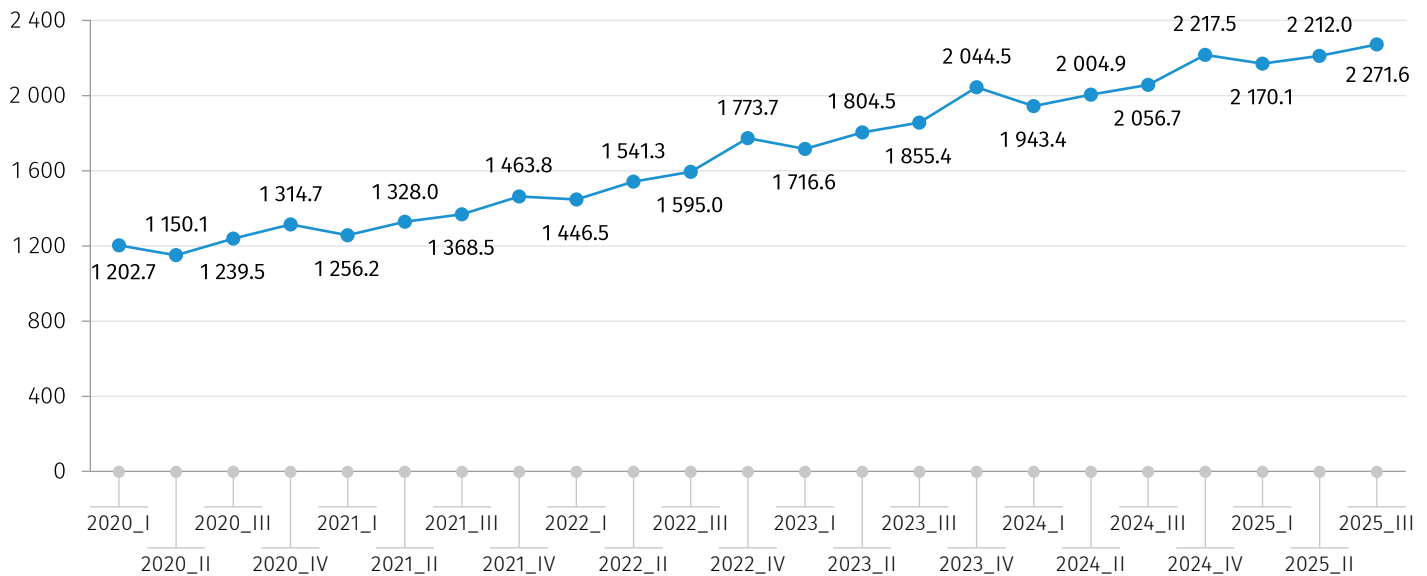
### AVERAGE MONTHLY NOMINAL EARNINGS OF EMPLOYEES (III QUARTER, 2025)

In the III quarter of 2025, the average monthly nominal earnings in Georgia increased by 10.4 percent (214.9 GEL) compared to the same quarter of the previous year and amounted to 2 271.6 GEL.

The chart below presents the distribution of the average monthly earnings of employees in 2020-2025, by quarters.

CHART №1

### AVERAGE MONTHLY EARNINGS BY QUARTERS (GEL)



## NATIONAL STATISTICS OFFICE OF GEORGIA

16.12.2025

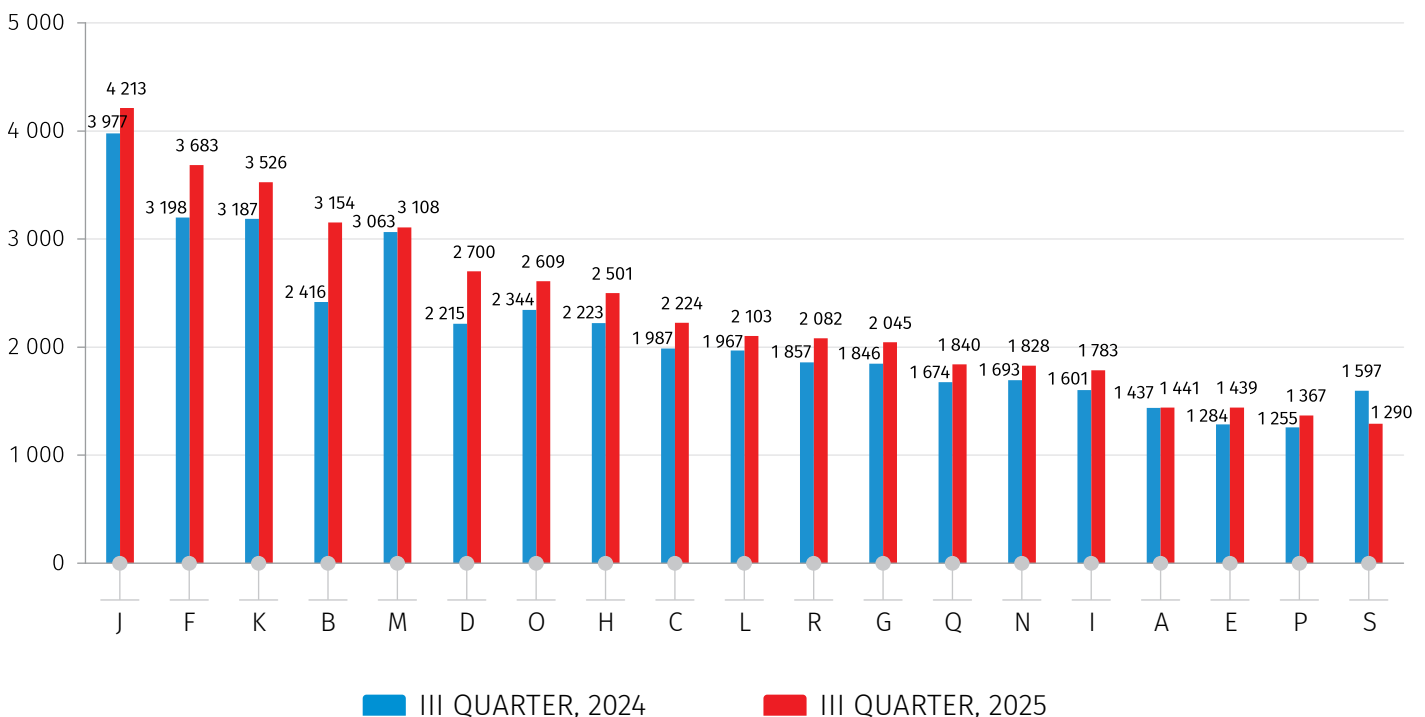
According to the economic activity the highest monthly earnings were observed in the following fields:

- Information and communication – 4 212.9 Gel (increased by 5.9 percent compared to the corresponding period of the previous year);
- Construction – 3 682.9 Gel (increased by 15.2 percent);
- Financial and insurance activities – 3 526.0 Gel (increased by 10.7 percent);
- Mining and quarrying – 3 154.3 Gel (increased by 30.6 percent).

The chart below presents the distribution of the average monthly earnings by economic activity in the III quarter of 2024-2025.

CHART №2

**AVERAGE MONTHLY EARNINGS BY ECONOMIC ACTIVITY  
IN THE III QUARTER OF 2024-2025  
(GEL)**





## NATIONAL STATISTICS OFFICE OF GEORGIA

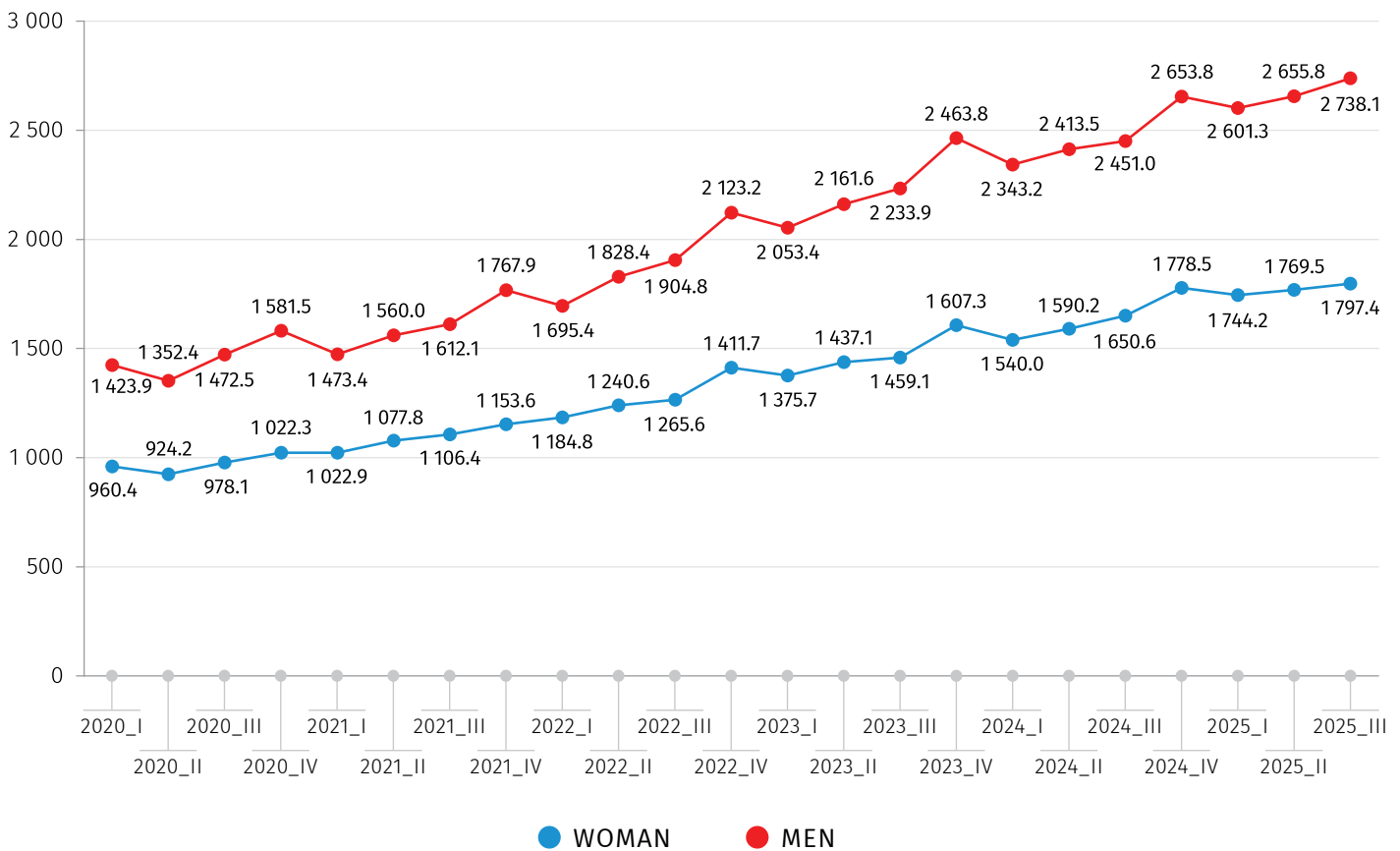
16.12.2025

In the third quarter of 2025, the average earnings for women equaled 1 797.4 GEL, while for men, they were 2 738.1 GEL. The annual earnings growth amounted to 146.8 GEL (8.9%) for women and 287.1 GEL (11.7%) for men. In all sectors, men's average monthly earnings were higher than women's.

The chart below presents the distribution of the average monthly earnings of employees by sex in 2020-2025, by quarters.

CHART №3

**AVERAGE MONTHLY EARNINGS BY SEX**  
(GEL)



## NATIONAL STATISTICS OFFICE OF GEORGIA

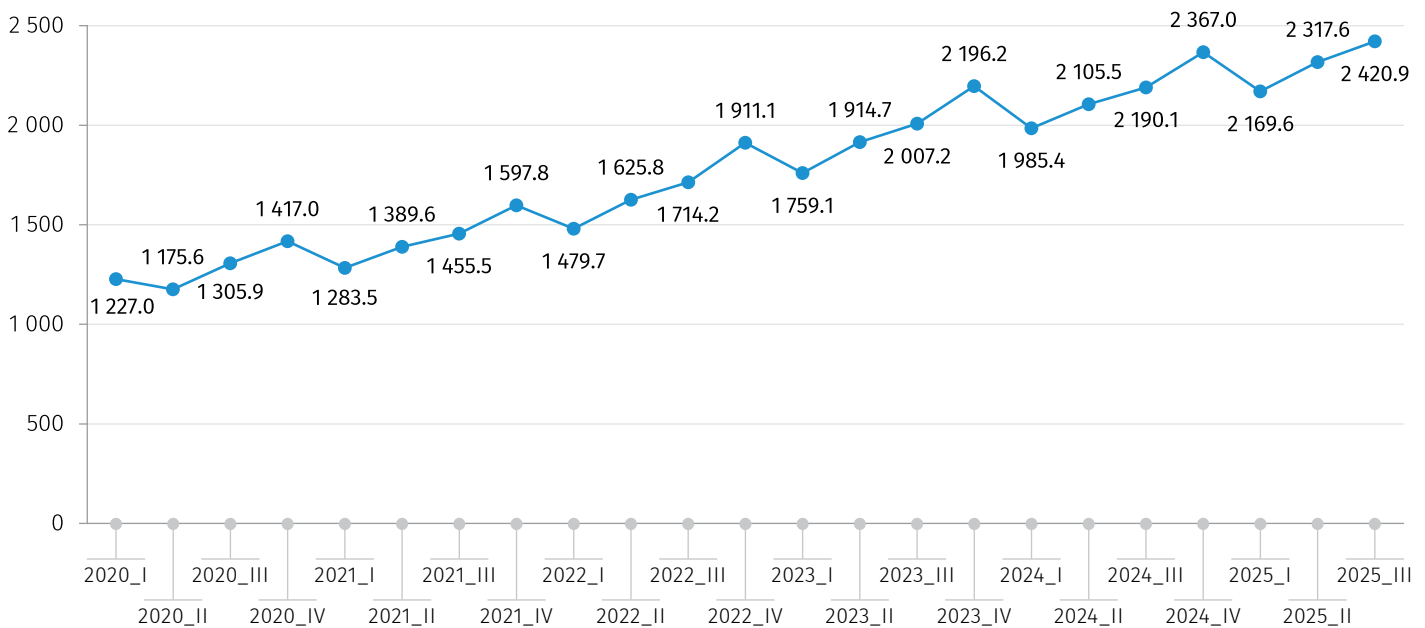
16.12.2025

In the III quarter of 2025, the average monthly earnings of employees in the business sector increased by 230.8 GEL (10.5%) and equaled 2 420.9 GEL. According to the economic activity, the highest monthly earnings were observed in Information and communication (4 277.5 Gel, increased by 5.2 percent compared to the corresponding period of the previous year) and Construction activities (3 687.6 GEL, increased by 15.1 percent).

The chart below presents the distribution of the average monthly earnings of employees in the business sector in 2020-2025, by quarters.

CHART №4

**AVERAGE MONTHLY EARNINGS OF EMPLOYEES IN BUSINESS SECTOR**  
(GEL)



## NATIONAL STATISTICS OFFICE OF GEORGIA

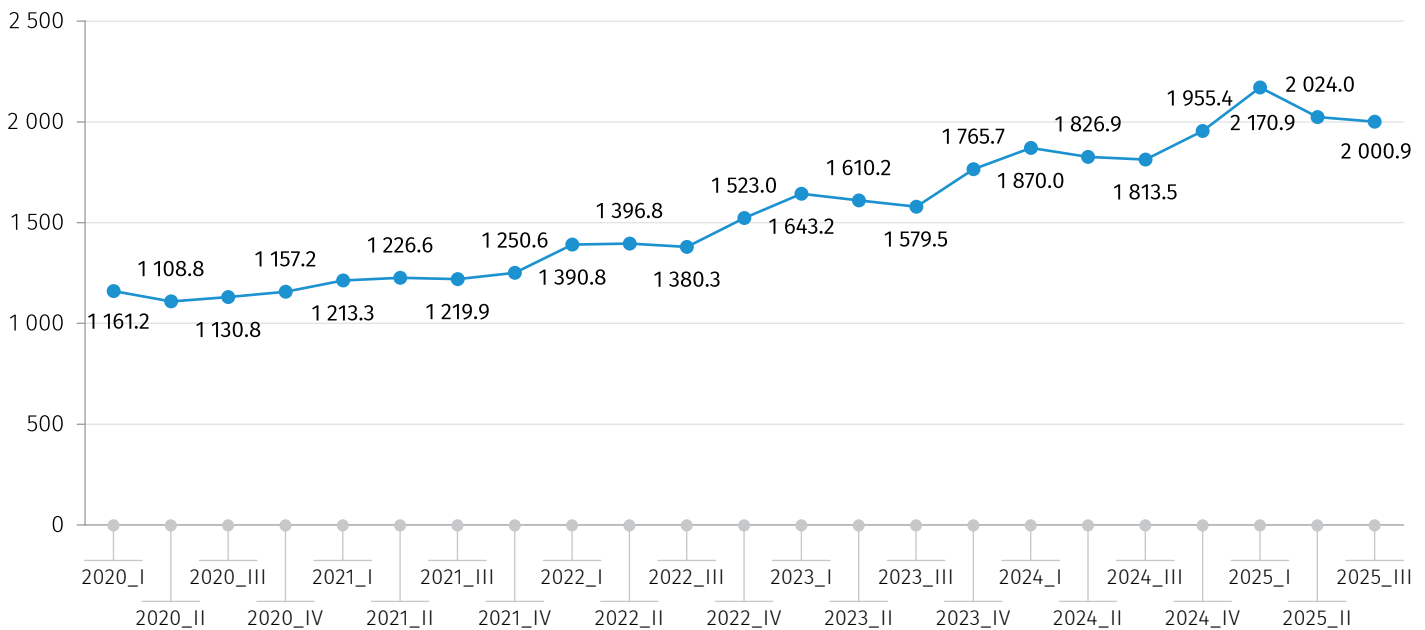
16.12.2025

In the third quarter of 2025, compared to the same quarter of the previous year, the average monthly earnings of employees in the non-business and financial sector increased by 187.4 GEL (10.3%) and amounted to 2 000.9 GEL. According to the economic activity, the highest monthly earnings were observed in the Financial and insurance activities.

The chart below presents the distribution of the average monthly earnings of employees in the non-business and financial sector in 2020-2025, by quarters.

CHART №5

**AVERAGE MONTHLY EARNINGS OF EMPLOYEES  
IN NON-BUSINESS AND FINANCIAL SECTOR  
(GEL)**



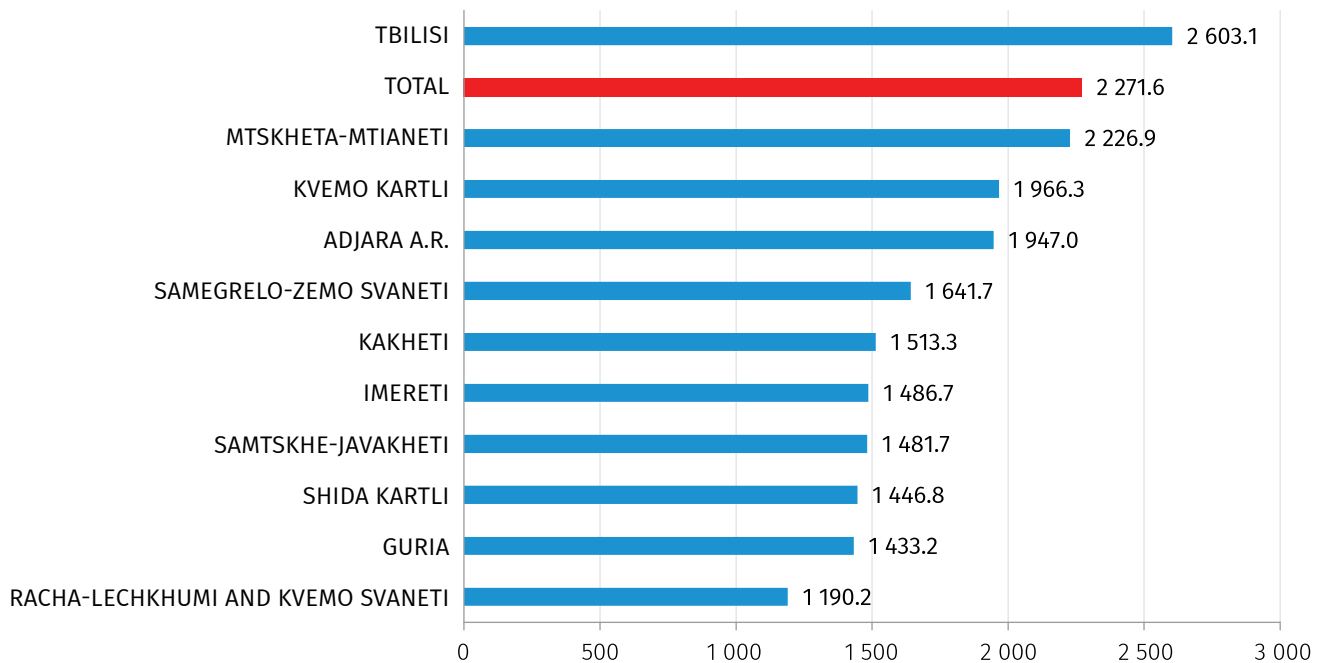
## NATIONAL STATISTICS OFFICE OF GEORGIA

16.12.2025

Tbilisi and Mtskheta-Mtianeti regions are leading regions by the amount of average earnings. The chart below presents the distribution of the average monthly nominal earnings of employees by regions in the III quarter of 2025.

CHART №6

**AVERAGE MONTHLY NOMINAL EARNINGS OF EMPLOYEES BY REGIONS\***  
(GEL)



\*Some enterprises and organizations are represented by the location of the head office.

16.12.2025

**NOTES**

Classification of the economic activities used in the release is based on the European standard  
**NACE rev.2**

**Definition of Sections:**

<b>A</b>	Agriculture, forestry and fishing
<b>B</b>	Mining and quarrying
<b>C</b>	Manufacturing
<b>D</b>	Electricity, gas, steam and air conditioning supply
<b>E</b>	Water supply, sewerage, waste management and remediation activities
<b>F</b>	Construction
<b>G</b>	Wholesale and retail trade; repair of motor vehicles and motorcycles
<b>H</b>	Transportation and storage
<b>I</b>	Accommodation and food service activities
<b>J</b>	Information and communication
<b>K</b>	Financial and insurance activities
<b>L</b>	Real estate activities
<b>M</b>	Professional, scientific and technical activities
<b>N</b>	Administrative and support service activities
<b>O</b>	Public administration and defence; compulsory social security
<b>P</b>	Education
<b>Q</b>	Human health and social work activities
<b>R</b>	Arts, entertainment and recreation
<b>S</b>	Other service activities

**CONTACT PERSONS:**

Vasil Tsakadze, Tel.: (+995 32) 236 72 10 (600). E-mail: [vtsakadze@geostat.ge](mailto:vtsakadze@geostat.ge)

Mariam Kavelashvili, Tel.: (+995 32) 236 72 10 (020). E-mail: [mkavelashvili@geostat.ge](mailto:mkavelashvili@geostat.ge)