

NATIONAL STATISTICS OFFICE OF GEORGIA

INFLATION RATE IN GEORGIA DECEMBER 2025



05.01.2026
www.geostat.ge

NATIONAL STATISTICS OFFICE OF GEORGIA

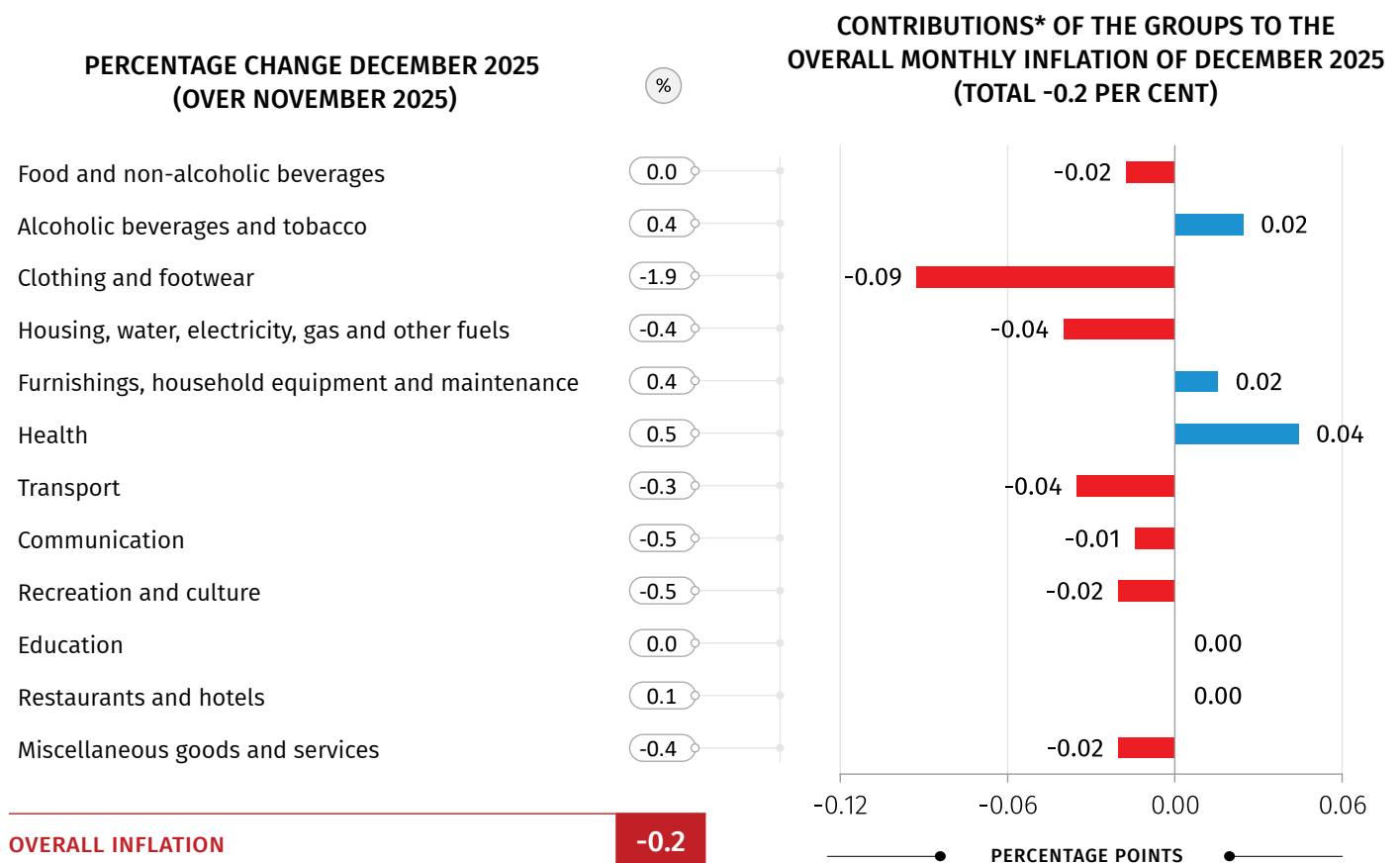
05.01.2026

INFLATION RATE IN GEORGIA, DECEMBER 2025

In December 2025 the Consumer Price Index decreased by 0.2 percent compared to the previous month, while the annual inflation rate amounted to 4.0 percent.

With regard to the annual core inflation¹, the prices increased by 2.0 percent, while the annual core inflation without tobacco² amounted to 1.6 percent.

The following table shows percentage changes in prices for the commodity groups of the consumer basket as well as the relevant contributions to the overall monthly inflation rate.



¹Core inflation is calculated by excluding the following groups of goods and services from the consumer basket: food and non-alcoholic beverages, energy, regulated tariffs, transport (specific tariffs).

²Core Inflation without tobacco is calculated by excluding the following groups of goods and services from the consumer basket: food and non-alcoholic beverages, tobacco; energy, regulated tariffs, transport (specific tariffs).

05.01.2026

The monthly inflation rate was mainly influenced by price changes for the following groups:

Clothing and footwear: the prices decreased by 1.9 percent, contributing -0.09 percentage points to the overall monthly inflation rate. Prices were lower for both footwear (-4.6 percent) and clothing (-0.4 percent);

Housing, water, electricity, gas and other fuels: the prices for the group decreased by 0.4 percent, contributing -0.04 percentage points to the overall monthly inflation rate. The prices decreased for the following subgroups: actual rentals for housing (-0.6 percent), maintenance and repair of the dwelling (-0.3 percent);

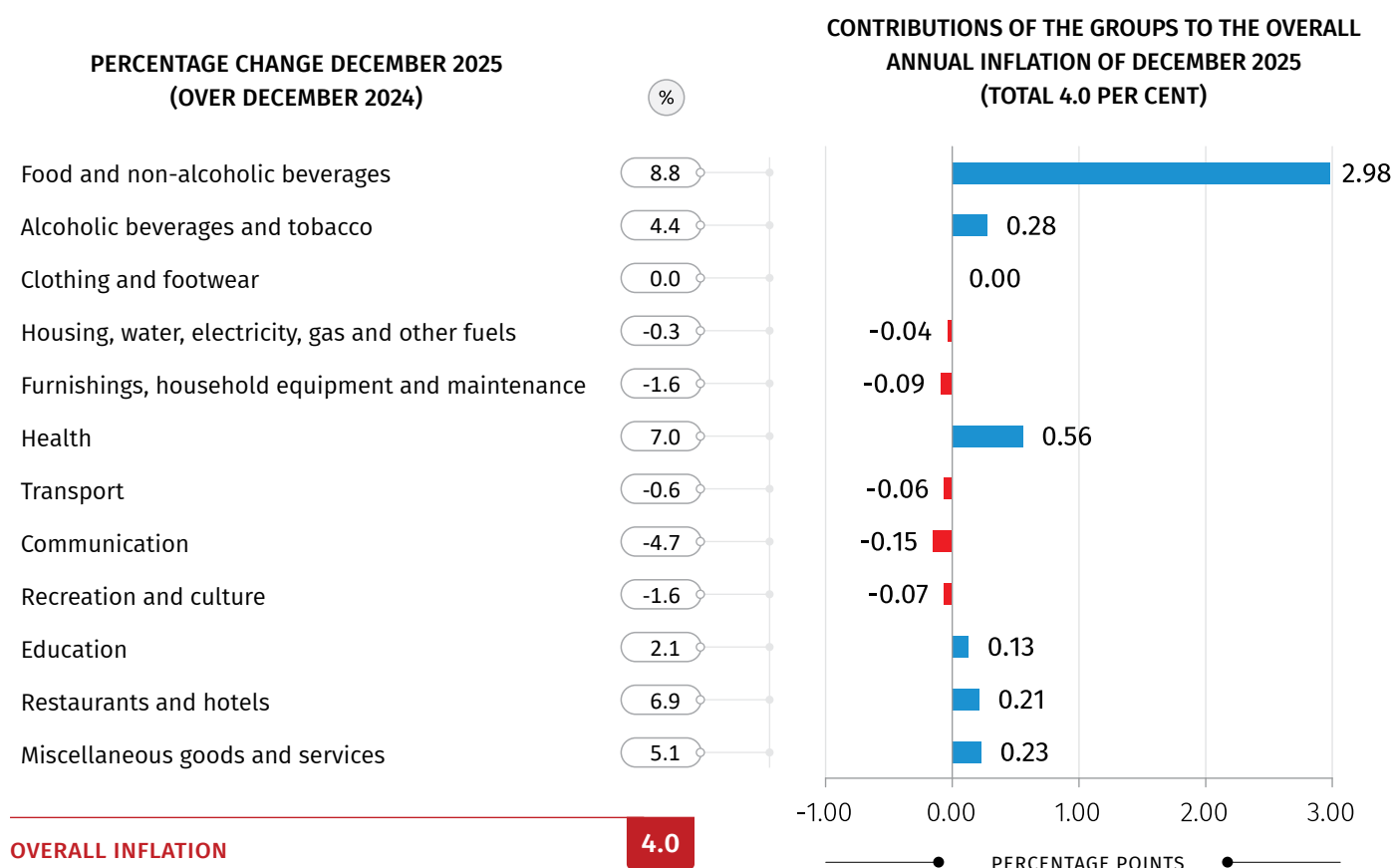
Transport: the prices for the group decreased by 0.3 percent, contributing -0.04 percentage points to the overall index. Within the group the prices decreased for purchase of vehicles (-2.9 percent), operation of personal transport equipment (-0.6 percent). At the same time, prices increased for transport services (2.7 percent);

Health: the prices increased by 0.5 percent, contributing 0.04 percentage points to the overall index. The prices were higher mainly for medical products, appliances and equipment (1.0 percent).

The following table shows percentage changes in prices for the commodity groups of the consumer basket, as well as the relevant contributions to the overall annual inflation rate in December 2025.

NATIONAL STATISTICS OFFICE OF GEORGIA

05.01.2026



* Individual contributions not sum up to the total due to rounding.

The annual inflation rate was mainly influenced by price changes for the following groups:

Food and non-alcoholic beverages: the prices in the group increased by 8.8 percent, contributing 2.98 percentage points to the overall annual inflation rate. Within the group the prices increased for the following subgroups: fish (18.4 percent), fruit and grapes (15.0 percent), bread and cereals (14.3 percent), coffee, tea and cocoa (10.1 percent), oils and fats (10.1 percent), sugar, jam, honey, chocolate and confectionery (8.2 percent), meat (7.6 percent), milk, cheese and eggs (7.0 percent), mineral waters, soft drinks, fruit and vegetable juices (6.1 percent), vegetables (0.1 percent);

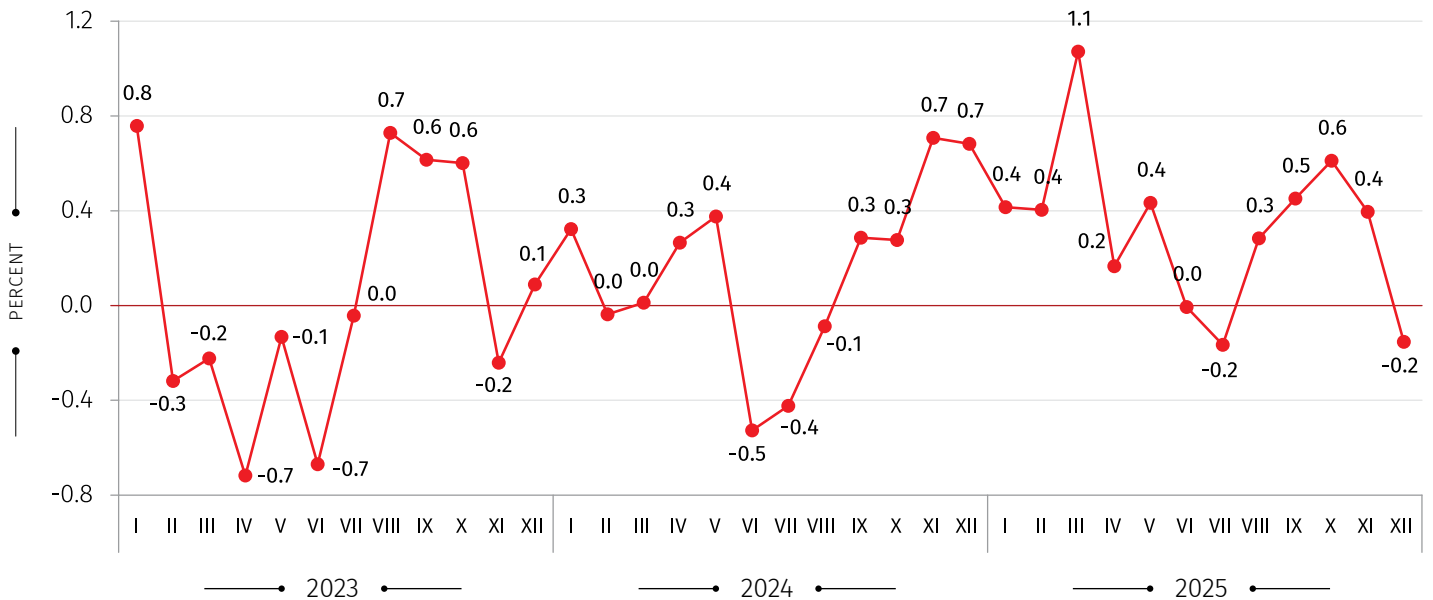
Health: the prices increased by 7.0 percent, contributing 0.56 percentage points to the overall index. The prices were higher for the following subgroups: out-patient services (9.1 percent), hospital services (9.0 percent), medical products, appliances and equipment (5.3 percent);

Alcoholic beverages and tobacco: the prices increased by 4.4 percent, with the relevant contribution of 0.28 percentage points to the overall annual inflation rate. The prices increased for both tobacco (7.3 percent) and alcoholic beverages (1.3 percent).

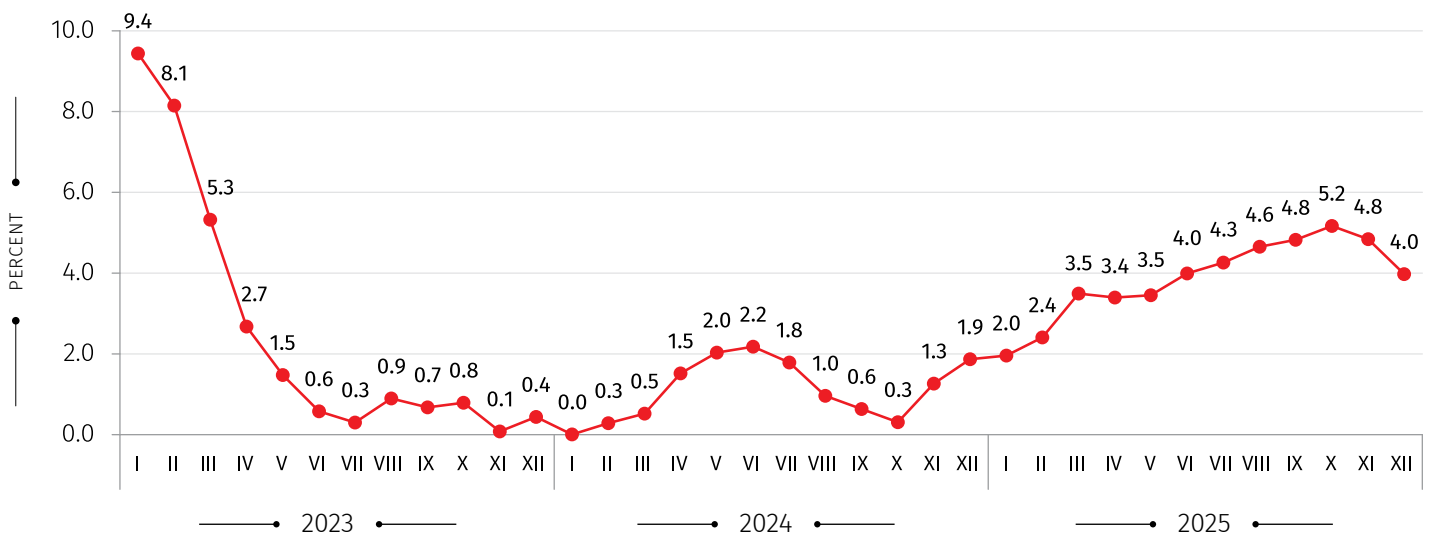
NATIONAL STATISTICS OFFICE OF GEORGIA

05.01.2026

MONTHLY INFLATION



ANNUAL INFLATION RATE IN GEORGIA (YEAR-ON-YEAR CHANGE)

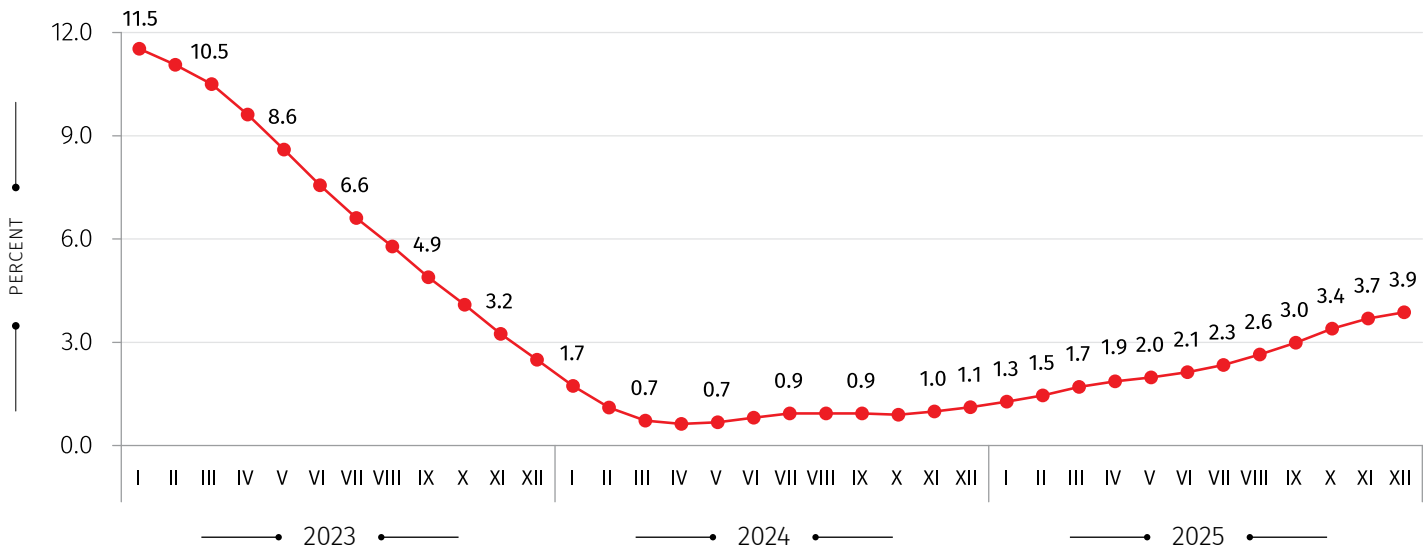


NATIONAL STATISTICS OFFICE OF GEORGIA

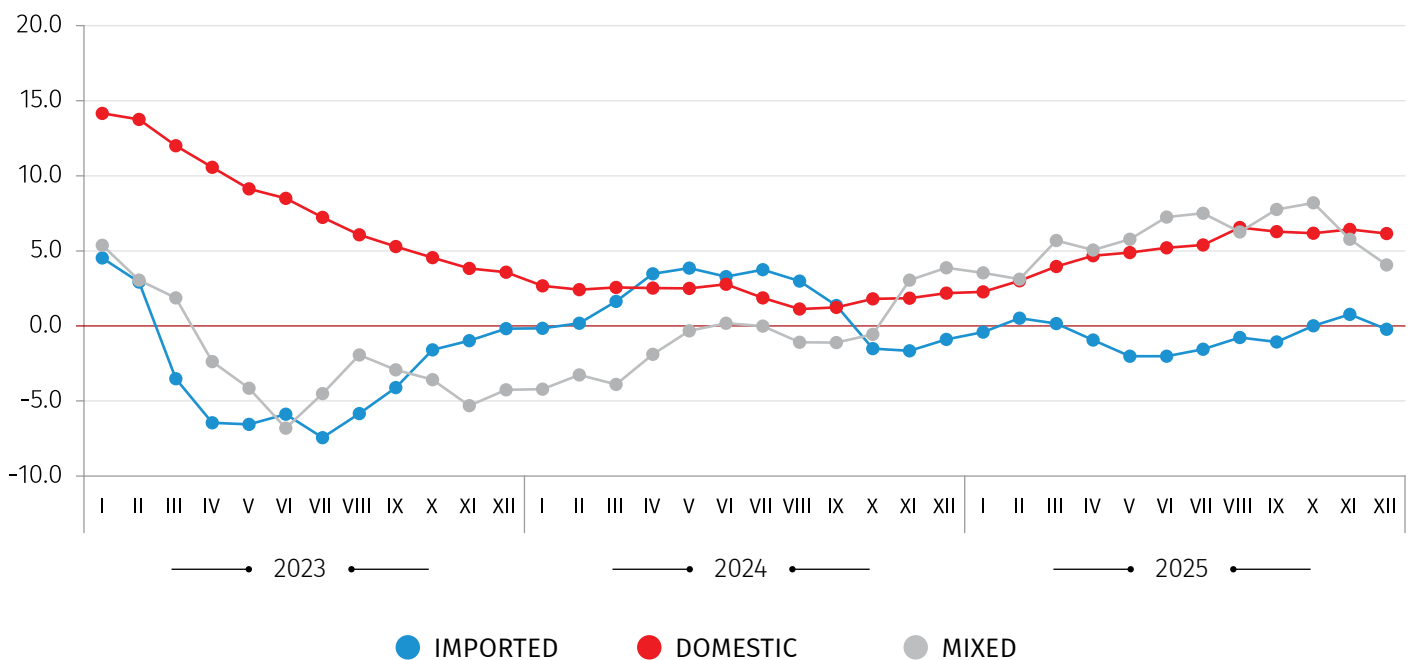
05.01.2026

AVERAGE INFLATION RATE

(12 MONTH AVERAGE OVER THE PREVIOUS 12 MONTH AVERAGE, PERCENTAGE CHANGE)



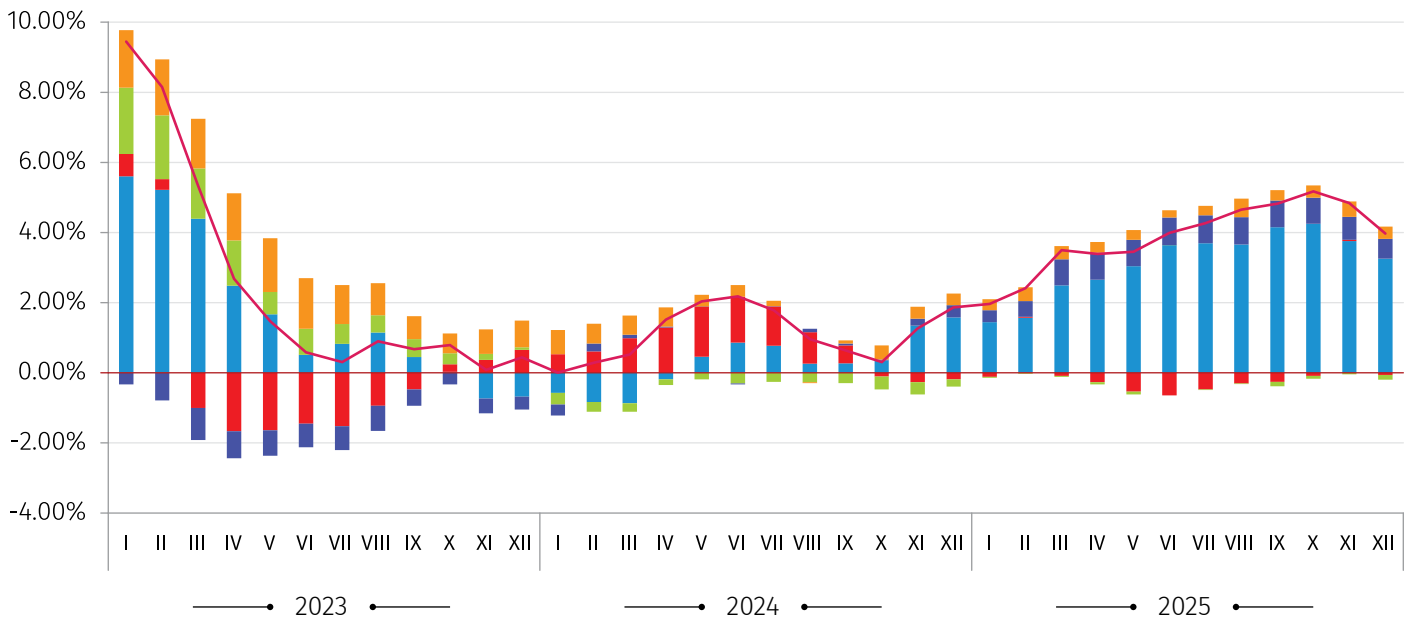
ANNUAL INFLATION BY ORIGIN OF PRODUCTS, (%)



NATIONAL STATISTICS OFFICE OF GEORGIA

05.01.2026

DECOMPOSITION OF ANNUAL INFLATION, (PERCENTAGE POINT)



- OTHER GOODS AND SERVICES
- HOUSING AND RELATED GOODS AND SERVICES
- TRANSPORT
- FOOD, BEVERAGES, TOBACCO
- HEALTH
- OVERALL INFLATION

CONTACT PERSONS:

Giorgi Tetrauli,
Tel: (+995 32) 236 72 10 (400)
E-mail: gtetrauli@geostat.ge

Mariam Kavelashvili,
Tel: (+995 32) 236 72 10 (020).
E-mail: mkavelashvili@geostat.ge