

NATIONAL STATISTICS OFFICE OF GEORGIA

INDICATORS OF SOCIAL PROTECTION

2025



06.02.2026

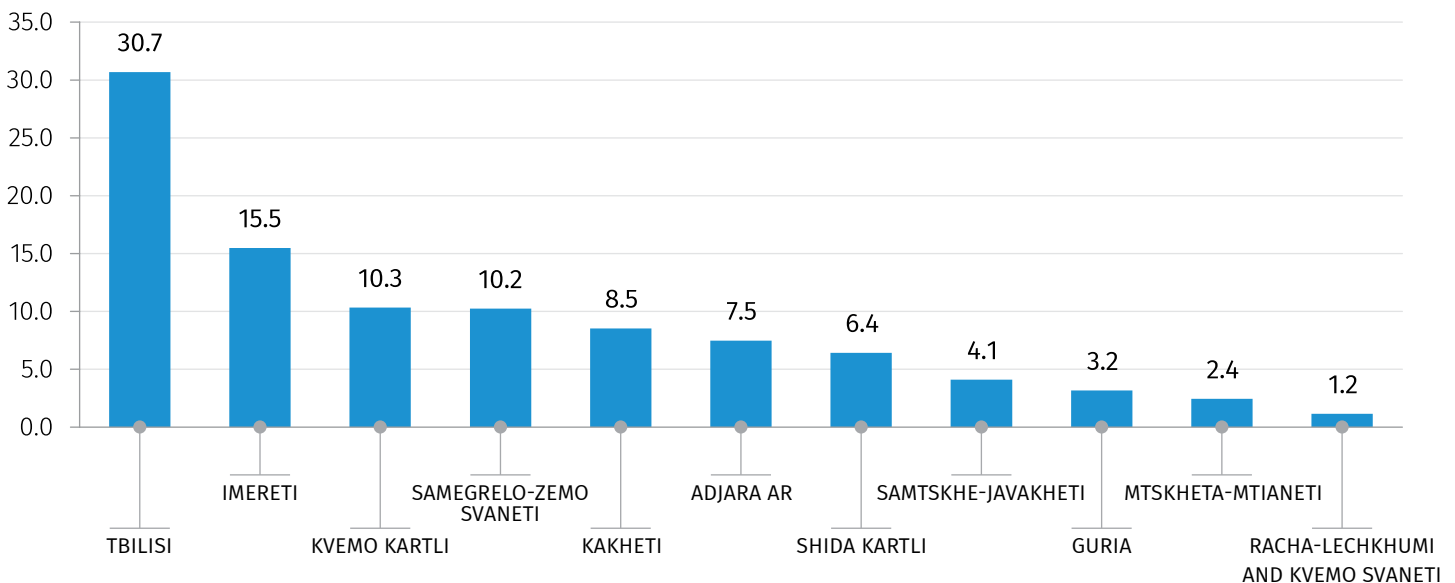
INDICATORS OF SOCIAL PROTECTION (2025)

In 2025, the number of persons receiving pension was 888.5 thousand in Georgia, out of which 70.4 percent were women and 29.6 percent were men. Considering regional distribution 30.7 percent of persons receiving pension are from Tbilisi, 15.5 percent from Imereti, 10.3 – percent from Kvemo Kartli, 10.2 percent from Samegrelo-Zemo Svaneti, 8.5 percent from Kakheti and 24.8 percent from other regions.

The chart below presents the distribution of persons receiving pension by regions in 2025.

CHART №1

DISTRIBUTION OF PERSONS RECEIVING PENSION BY REGIONS (%)



The total number of persons receiving social package made up 187.8 thousand, out of which 32.8 percent are women and 67.2 percent – men. Regarding the basis for awarding social packages, 69.5 percent are due to disability, 17.5 percent to war veteran status, 10.9 percent to survivors, and 2.1 percent to other reasons. The number of persons with disabilities receiving a social package was 134.7 thousand.

Considering regional distribution, 27.6 percent of persons receiving social package are from Tbilisi, 15.6 percent from Imereti, 12.6 percent from Adjara AR, 9.3 percent - Samegrelo-Zemo Svaneti and 34.9 percent from other regions.

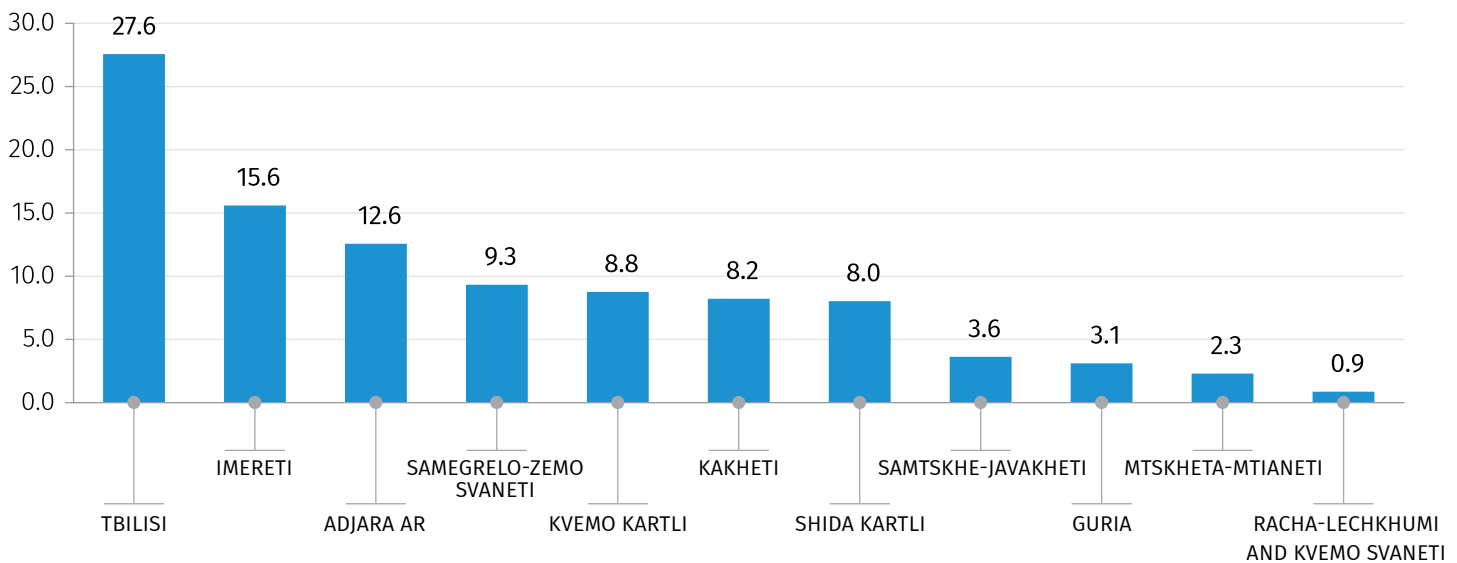
NATIONAL STATISTICS OFFICE OF GEORGIA

06.02.2026

The chart below presents the distribution of the persons receiving social package by regions in 2025.

CHART №2

DISTRIBUTION OF PERSONS RECEIVING SOCIAL PACKAGE BY REGIONS
(%)



In 2025, the number of families registered in the Targeted Social Assistance Program database of social programs amounted to 397.1 thousand. The number of families receiving subsistence allowance was 129.5 thousand, while 54.8 thousand families participated in the State Public Employment Support Program, which guarantees the retention of their socially vulnerable status.

The highest number of registered families is in Tbilisi - 79.6 thousand, of which 33.5 thousand are allowance recipients.

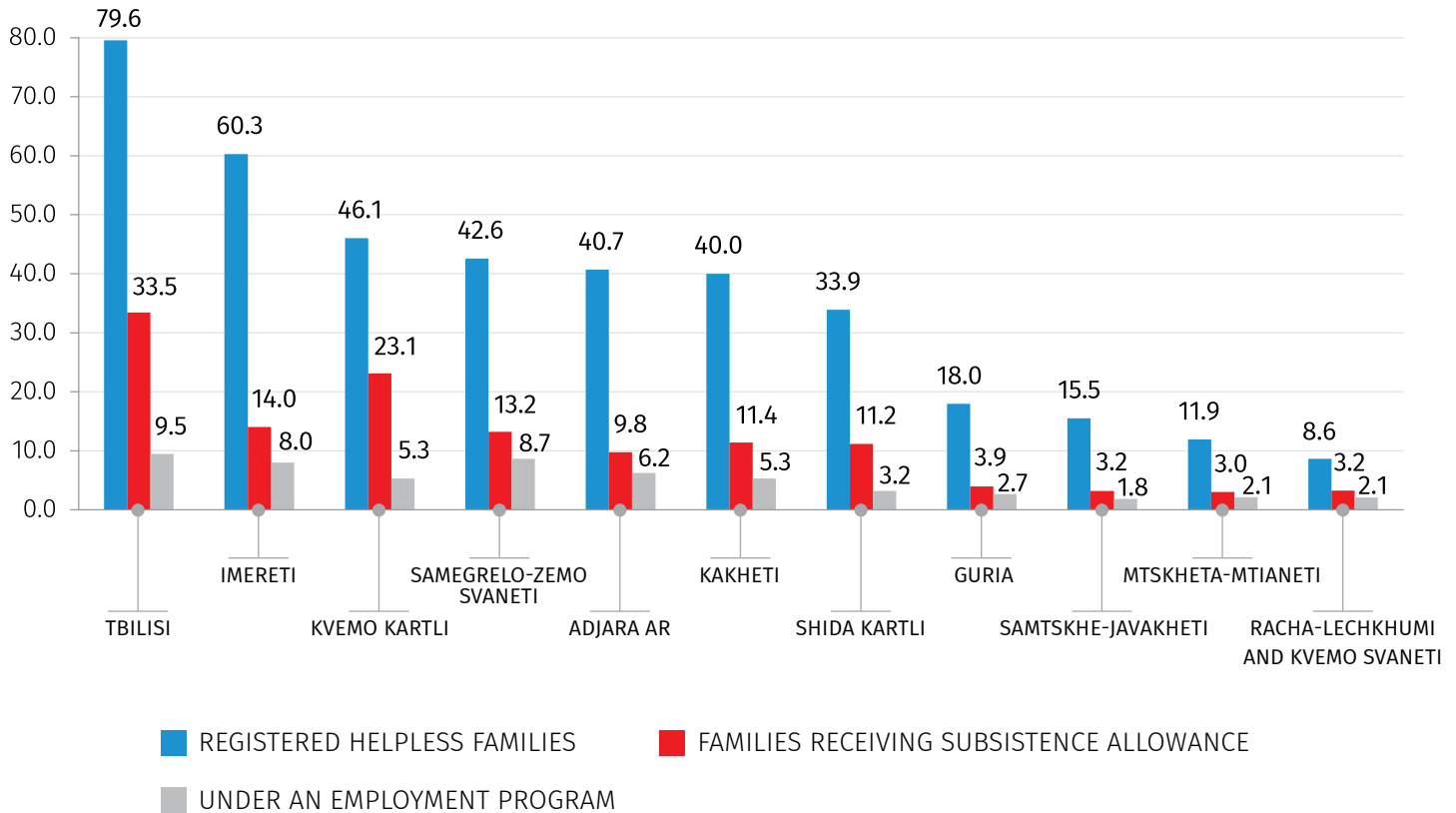
The chart below presents the number of families by region in 2025, categorized by those registered in the Targeted Social Assistance database, recipients of subsistence allowances, and participants in the State Public Employment Support Program (whose socially vulnerable status is guaranteed for 4 years).

NATIONAL STATISTICS OFFICE OF GEORGIA

06.02.2026

CHART №3

NUMBER OF FAMILIES REGISTERED, RECEIVING SUBSISTENCE ALLOWANCE AND FAMILIES INVOLVED IN THE STATE PROGRAM FOR THE PROMOTION OF PUBLIC EMPLOYMENT (THSD)



Source: Ministry of Internally Displaced Persons from the Occupied Territories, Labour, Health and Social Affairs of Georgia.

CONTACT PERSONS:

Vasil Tsakadze, Tel.: (+995 32) 236 72 10 (600). E-mail: vtsakadze@geostat.ge

Mariam Kavelashvili, Tel.: (+995 32) 236 72 10 (020). E-mail: mkavelashvili@geostat.ge