

**NATIONAL STATISTICS OFFICE OF GEORGIA**

# **AGRICULTURE OF GEORGIA**

## **2025**

**(PRELIMINARY DATA  
ON ANIMAL HUSBANDRY)**



16.02.2026  
www.geostat.ge

## NATIONAL STATISTICS OFFICE OF GEORGIA

16.02.2026

### AGRICULTURE OF GEORGIA 2025 AND IV QUARTER OF 2025 (PRELIMINARY DATA ON ANIMAL HUSBANDRY)

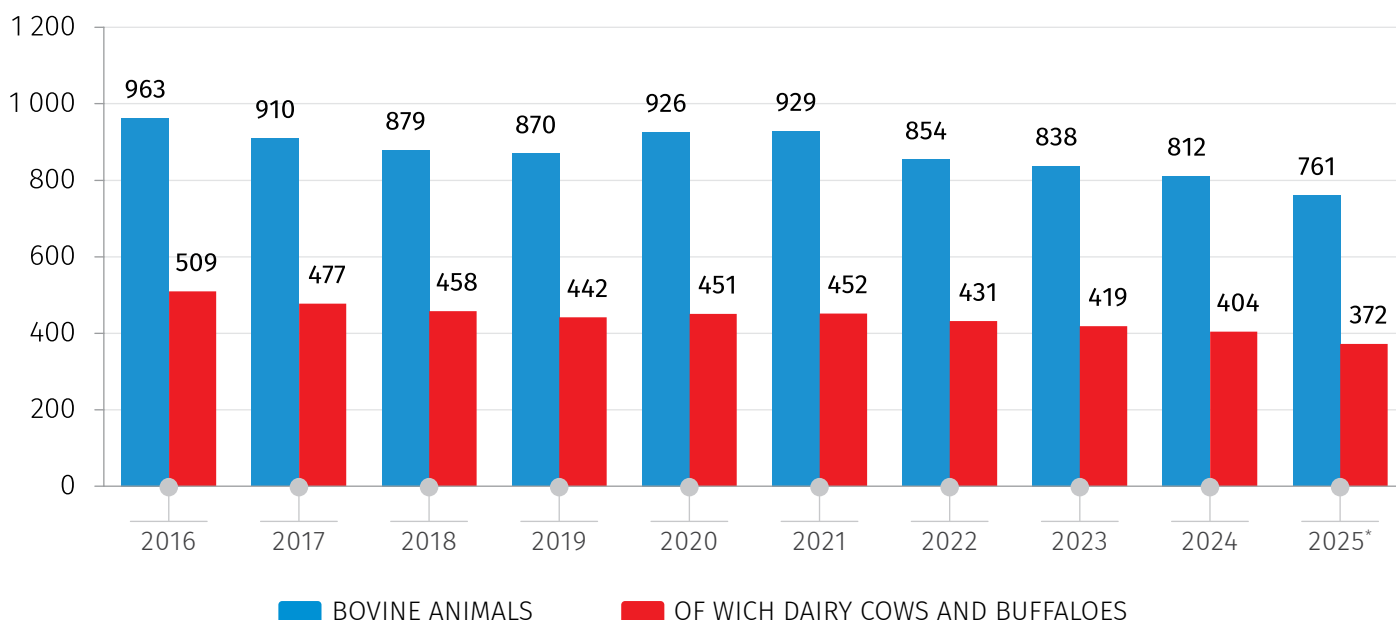
According to the preliminary data, at the end of 2025 the number of bovine animals reached 760.6 thousand heads which are 6.3 percent less compared to 2024. Among them, the total number of dairy cows and buffaloes amounted to 372.4 thousand heads which are 7.9 percent less compared to the same period of the previous year.

The number of pigs equaled 122.0 thousand heads which are 11.8 percent less than at the same period of the previous year.

The number of poultry reached 8.7 million heads which are 8.3 percent more compared to the same period of the previous year.

The charts below present the number of bovine animals, pigs and poultry by the ends of 2016-2025.

#### NUMBER OF BOVINE ANIMALS BY THE END OF 2016-2025 (THS. HEADS)

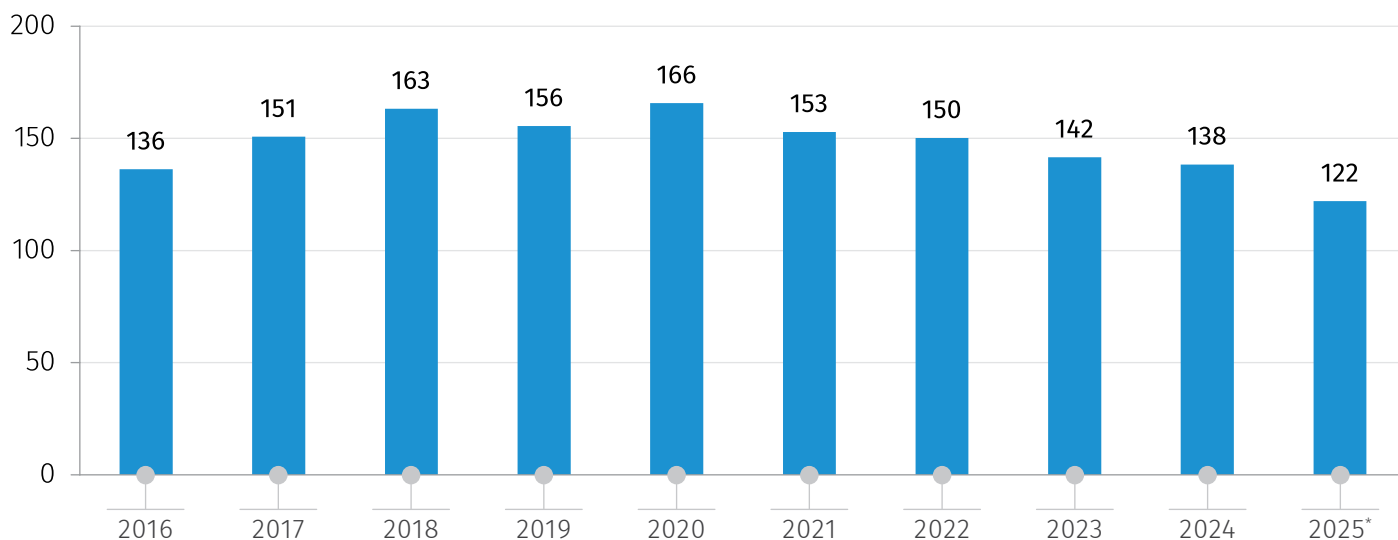


\* Preliminary data

## NATIONAL STATISTICS OFFICE OF GEORGIA

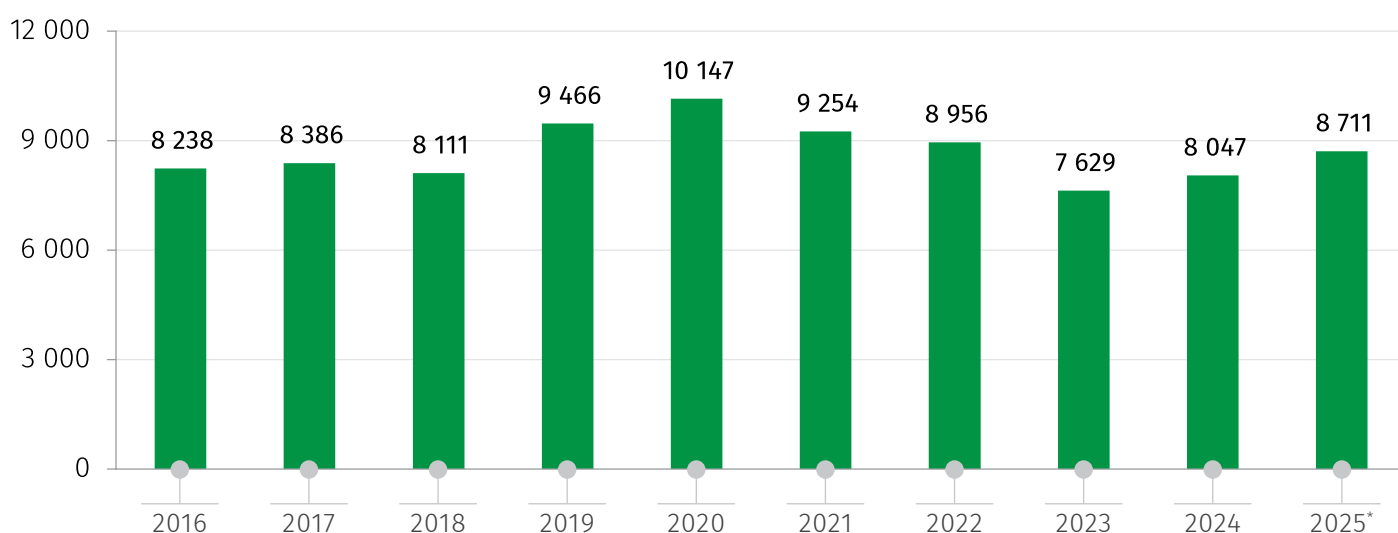
16.02.2026

### NUMBER OF PIGS BY THE END OF 2016-2025 (THS. HEADS)



\* Preliminary data

### NUMBER OF POULTRY BY THE END OF 2016-2025 (THS. HEADS)



\* Preliminary data



16.02.2026

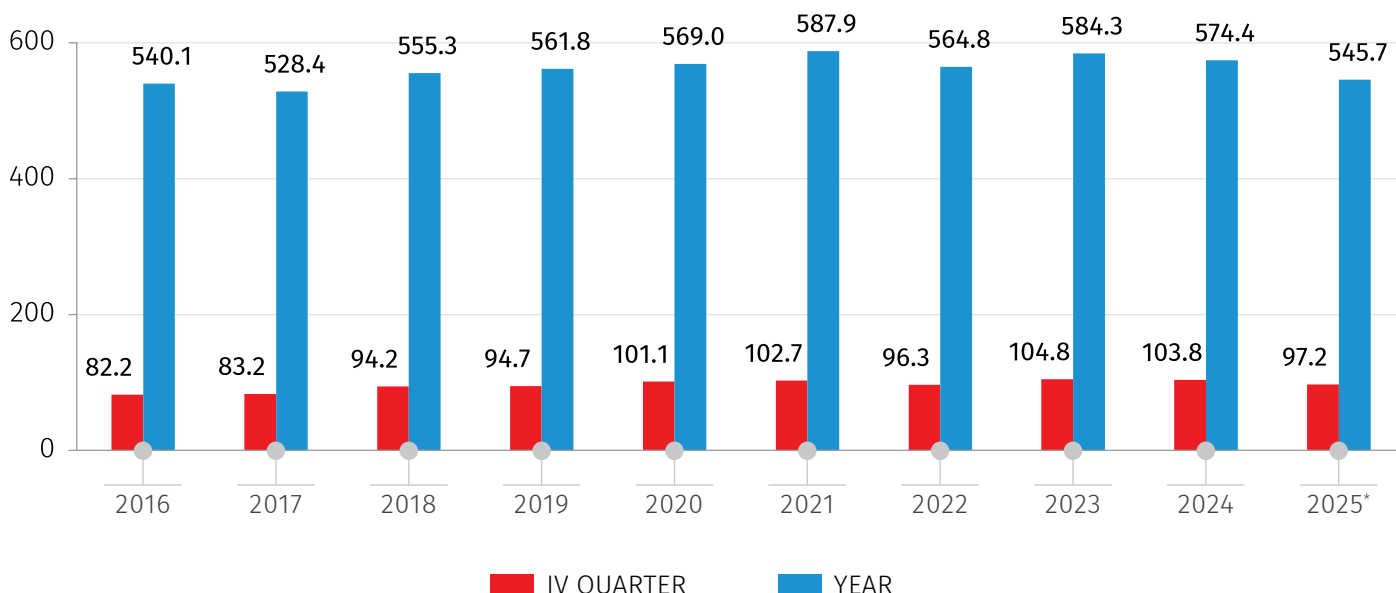
According to the preliminary data, in the 4th quarter of 2025 milk production decreased by 6.4 percent compared to the same period of the previous year and it has consisted of 97.2 million litres. The annual milk production of 2025 decreased by 5.0 percent compared to the results of 2024 and it amounted to 545.7 million litres.

In the 4th quarter of 2025 meat production was 3.7 percent more than in the same period of 2024 and it has consisted of 28.1 thousand tons. In 2025, the annual production of meat was 7.7 percent less than in 2024 and it amounted to 81.9 thousand tons.

In the 4th quarter of 2025 egg production amounted to 165.4 million pieces which are 3.3 percent less than in the same period of the previous year. The annual egg production of 2025 increased by 2.2 percent compared to 2024 and it has amounted to 688.0 million pieces.

The diagrams below present the volume of animal products produced in 2016-2025.

**MILK PRODUCTION IN 2016-2025**  
(MILL. LITRES)

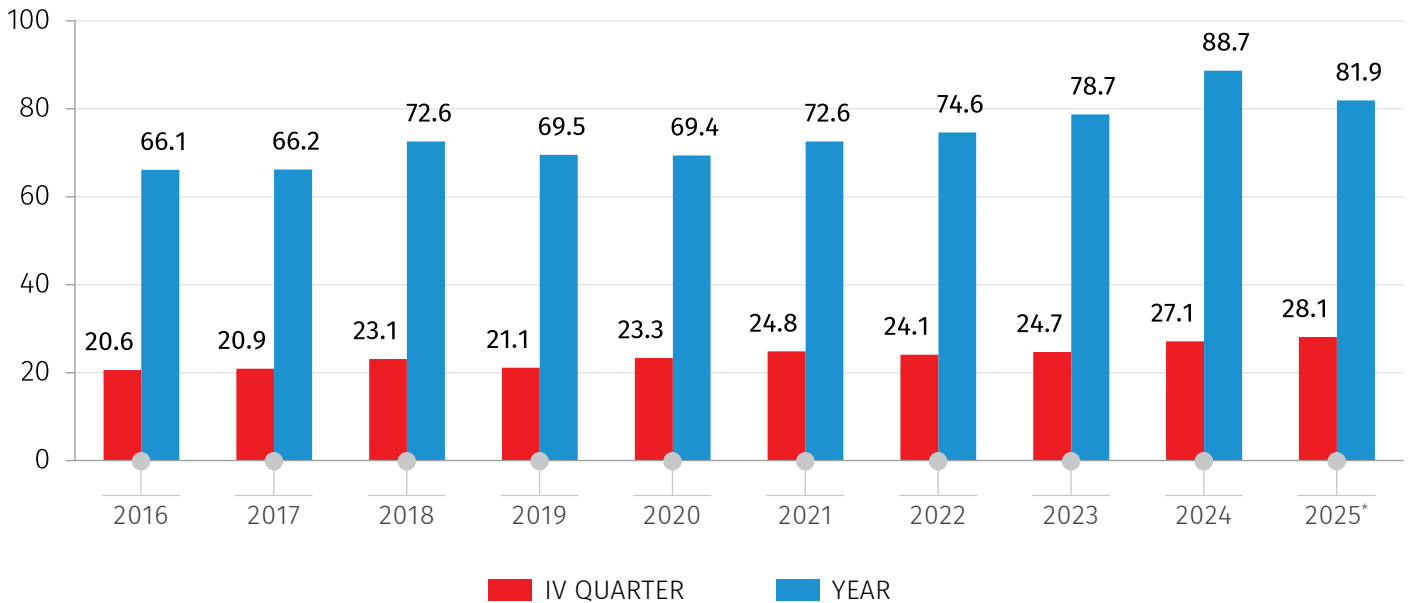


\* Preliminary data

## NATIONAL STATISTICS OFFICE OF GEORGIA

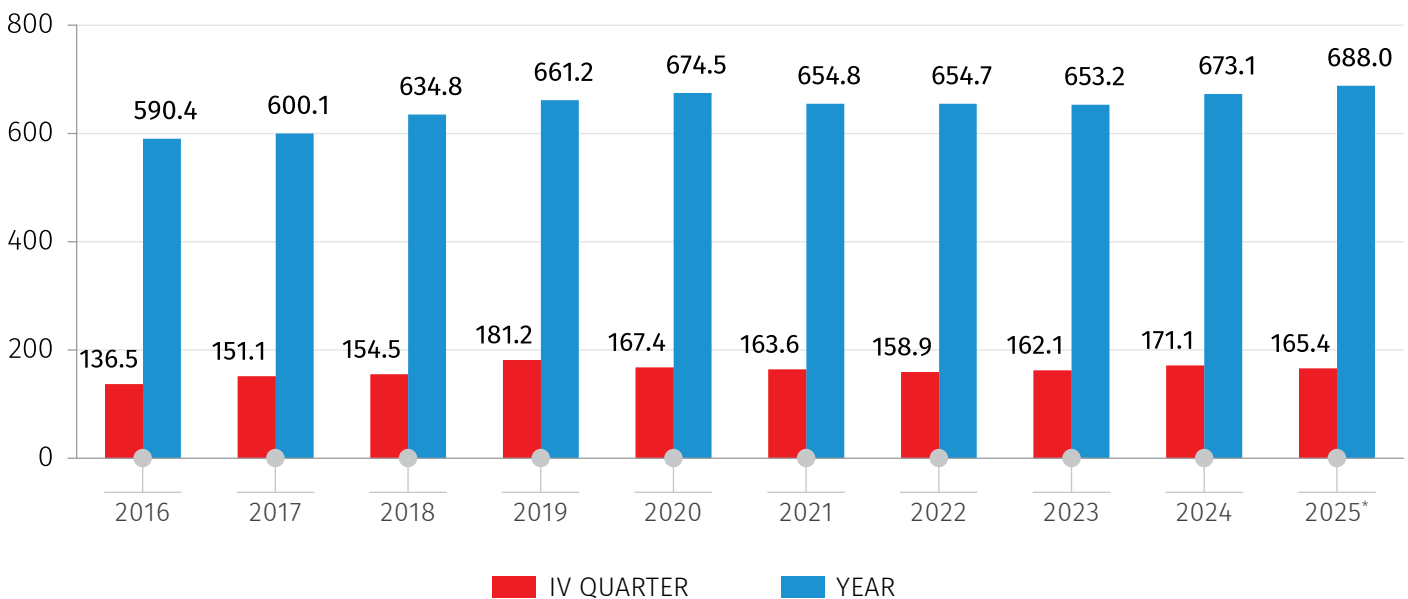
16.02.2026

### MEAT PRODUCTION IN 2016-2025 (THS. TONS)



\* Preliminary data

### EGG PRODUCTION IN 2016-2025 (MILL. PIECES)



\* Preliminary data

## NATIONAL STATISTICS OFFICE OF GEORGIA

16.02.2026

The following tables present data of 2024-2025 on the number of livestock and poultry and their export and import, as well as the production of livestock products in quarterly terms.

### NUMBER OF LIVESTOCK AND POULTRY BY THE END OF THE QUARTER IN 2024-2025

(THS. HEADS)

	2024				2025*			
	I Q	II Q	III Q	IV Q	I Q	II Q	III Q	IV Q
Bovine animals	889.4	888.5	843.8	811.5	861.1	870.5	812.2	760.6
Of which dairy cows and buffaloes	419.8	419.0	410.7	404.3	396.3	398.8	389.2	372.4
Pigs	159.5	200.7	222.8	138.4	152.0	175.6	182.5	122.0
Poultry	7 920.9	10 421.7	9 502.1	8 047.2	8 525.9	11 110.8	9 981.3	8 711.3

\* Preliminary data

### EXPORT OF LIVESTOCK AND POULTRY IN 2024-2025

(THS. HEADS)

	2024					2025*				
	I Q	II Q	III Q	IV Q	YEAR	I Q	II Q	III Q	IV Q	YEAR
Bovine animals	7.1	22.0	46.7	29.1	<b>104.9</b>	21.3	21.3	63.7	19.6	<b>125.9</b>
Pigs	-	-	-	-	<b>0.0</b>	-	0.3	1.5	0.3	<b>2.1</b>
Poultry	2 146.6	3 048.1	1 530.3	1 652.2	<b>8 377.2</b>	1 787.0	1 510.1	956.7	1 087.0	<b>5 340.7</b>

\* Preliminary data

## NATIONAL STATISTICS OFFICE OF GEORGIA

16.02.2026

### IMPORT OF LIVESTOCK AND POULTRY IN 2024-2025

(THS. HEADS)

	2024					2025*				
	I Q	II Q	III Q	IV Q	YEAR	I Q	II Q	III Q	IV Q	YEAR
Bovine animals	7.5	4.9	5.8	6.8	<b>24.9</b>	2.7	2.3	2.9	2.8	<b>10.7</b>
Pigs	34.9	38.3	51.7	58.0	<b>183.0</b>	35.9	40.9	55.1	59.4	<b>191.2</b>
Poultry	1 869.3	2 304.6	1 526.6	2 328.7	<b>8 029.2</b>	1 839.9	1 877.7	1 437.5	2 116.5	<b>7 271.5</b>

\* Preliminary data

### PRODUCTION OF LIVESTOCK PRODUCTS IN 2024-2025

	2024					2025*				
	I Q	II Q	III Q	IV Q	YEAR	I Q	II Q	III Q	IV Q	YEAR
Meat (ths. tons)	21.6	20.1	19.9	27.1	<b>88.7</b>	17.5	18.2	18.1	28.1	<b>81.9</b>
Milk (mill. litres)	112.9	186.1	171.6	103.8	<b>574.4</b>	108.5	184.0	156.0	97.2	<b>545.7</b>
Eggs (mill. pieces)	172.5	168.5	161.0	171.1	<b>673.1</b>	172.0	179.7	170.9	165.4	<b>688.0</b>

\* Preliminary data

**Source:** National Statistics Office of Georgia.

**Note:** In some cases, the discrepancy between the totals and the sum can be explained by using rounded data.

#### Explanation of symbols:

- Magnitude nil.

Final data of 2025 will be available on June 16, 2026.

#### CONTACT PERSONS:

George Sanadze, Tel: (+995 32) 236 72 10 (500), E-mail: [gsanadze@geostat.ge](mailto:gsanadze@geostat.ge)

Mariam Kavelashvili, Tel: (+995 32) 236 72 10 (020), E-mail: [mkavelashvili@geostat.ge](mailto:mkavelashvili@geostat.ge)