

NATIONAL STATISTICS OFFICE OF GEORGIA

INDICATORS OF THE LABOUR FORCE (EMPLOYMENT AND UNEMPLOYMENT)

IV QUARTER, 2025



NATIONAL STATISTICS OFFICE OF GEORGIA

19.02.2026

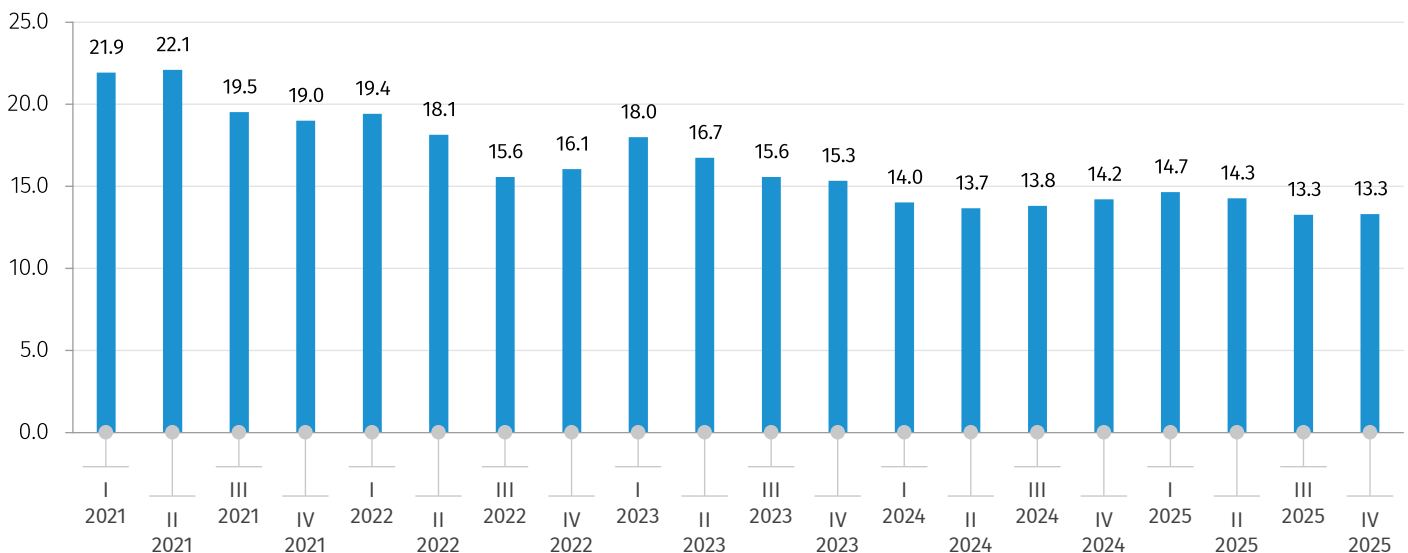
INDICATORS OF THE LABOUR FORCE (EMPLOYMENT AND UNEMPLOYMENT) IV QUARTER, 2025 YEAR

In the IV quarter of 2025, the unemployment rate in Georgia decreased by 0.9 percentage points compared to the corresponding period of the previous year and equaled 13.3 percent.

The chart below presents the unemployment rate by quarters for the years 2021-2025.

CHART №1

UNEMPLOYMENT RATE IN GEORGIA (%)



In the IV quarter of 2025, the labour force participation rate (share of the labour force in the total population aged 15 and older) decreased by 0.6 percentage points compared to the corresponding period of the previous year and became 54.4 percent, while the employment rate remained the same and amounted to 47.1 percent. The labour force participation rate decreased in urban by 1.2 percentage points, while in rural settlements increased by 0.3 percentage points compared to the corresponding period of the previous year. The employment rate decreased by 1.5 percentage points in urban settlements, while in rural settlements increased by 2.0 percentage points and equaled 47.0 and 47.2 percent, respectively.

The chart below presents the labour force participation rate and employment rate by quarters for the years 2021-2025.

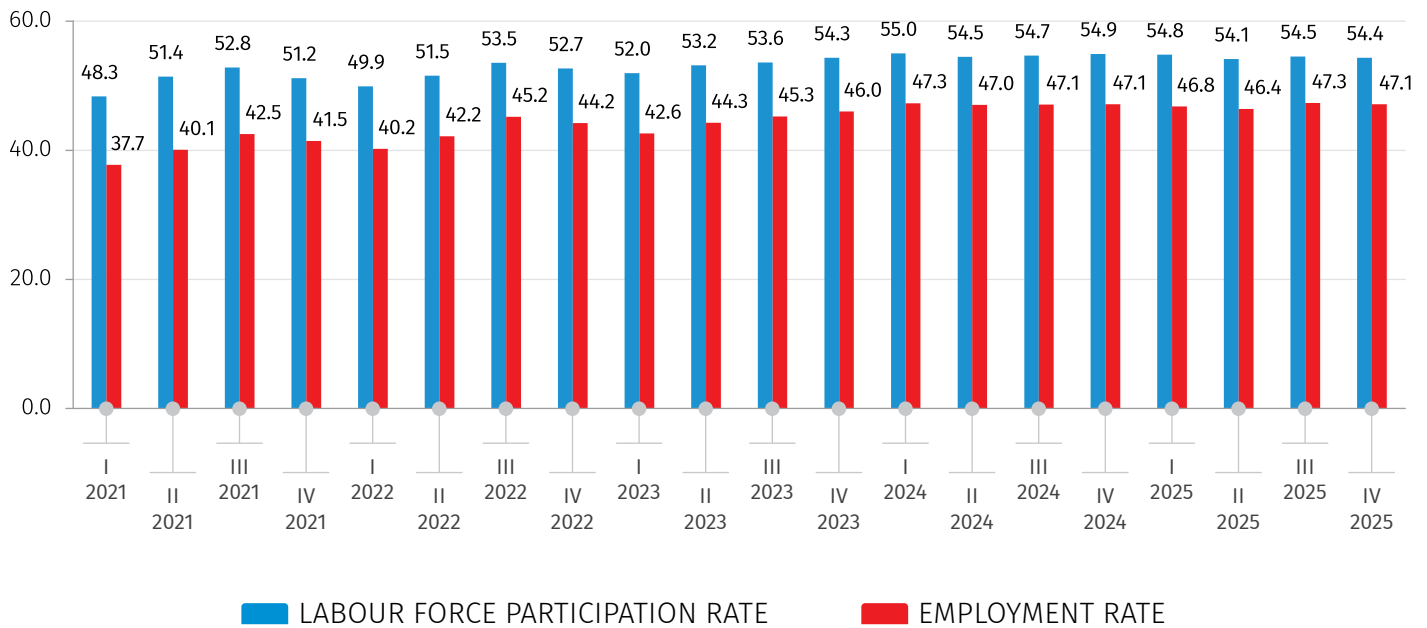
NATIONAL STATISTICS OFFICE OF GEORGIA

19.02.2026

CHART №2

LABOUR FORCE PARTICIPATION RATE AND EMPLOYMENT RATE

(%)



NATIONAL STATISTICS OFFICE OF GEORGIA

19.02.2026

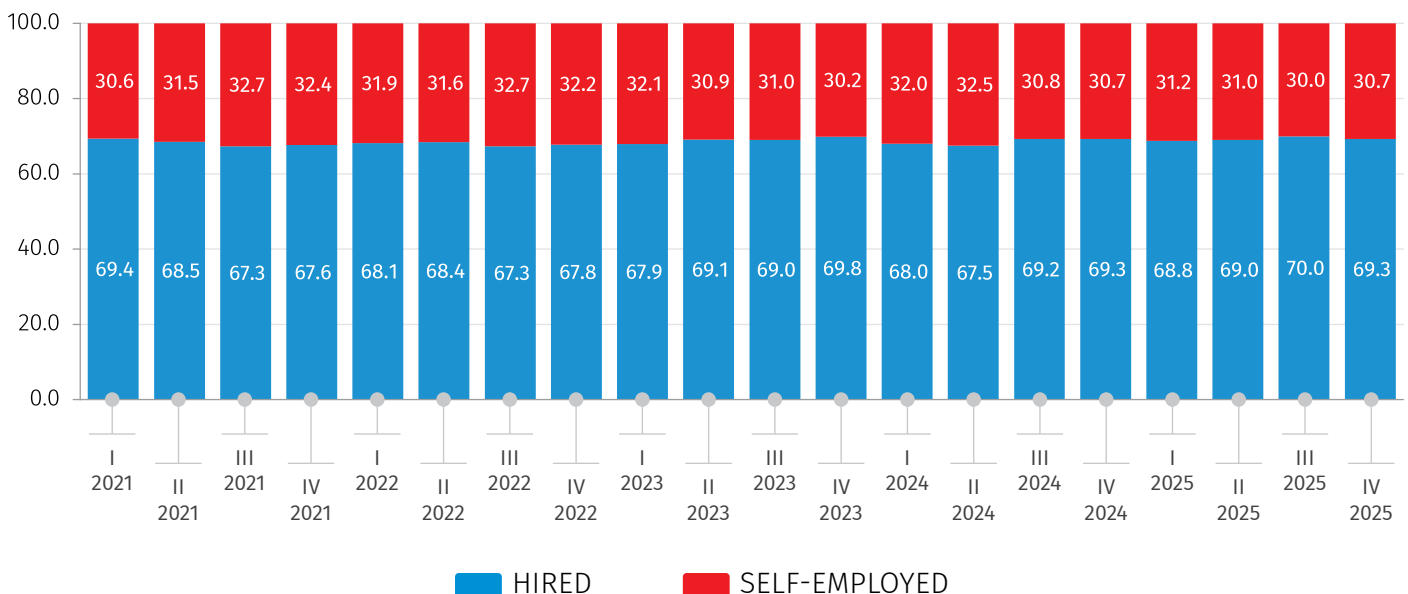
In the IV quarter of 2025, compared to the corresponding period of the previous year, the share of hired employed persons in the total number of employed remained the same and equaled 69.3 percent.

The chart below presents the distribution of employed by status in employment, by quarters for the years 2021-2025.

CHART №3

DISTRIBUTION OF EMPLOYED BY STATUS IN EMPLOYMENT

(%)



NATIONAL STATISTICS OFFICE OF GEORGIA

19.02.2026

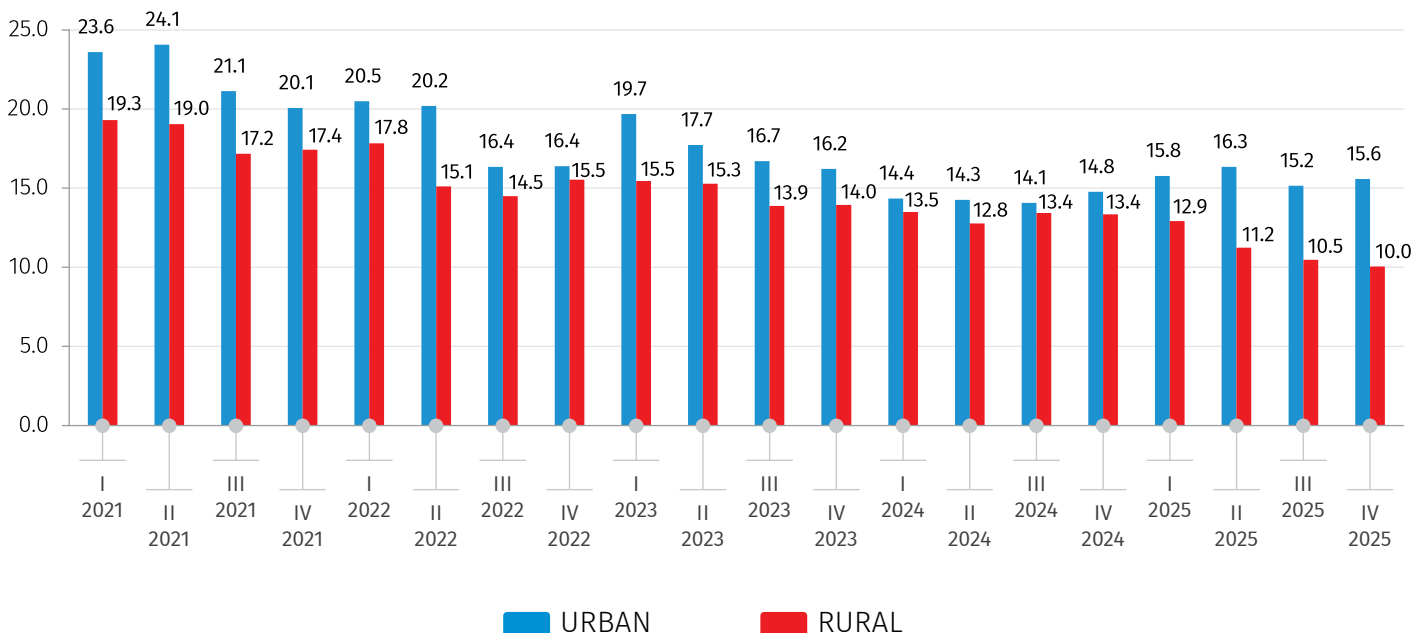
In the IV quarter of 2025, compared to the corresponding period of the previous year, the unemployment rate increased in urban settlements by 0.8 percentage points while in rural settlements decreased by 3.3 percentage points.

The chart below presents the unemployment rate in urban-rural areas and quarters for the years 2021-2025.

CHART №4

UNEMPLOYMENT RATE BY URBAN-RURAL AREAS

(%)



NATIONAL STATISTICS OFFICE OF GEORGIA

19.02.2026

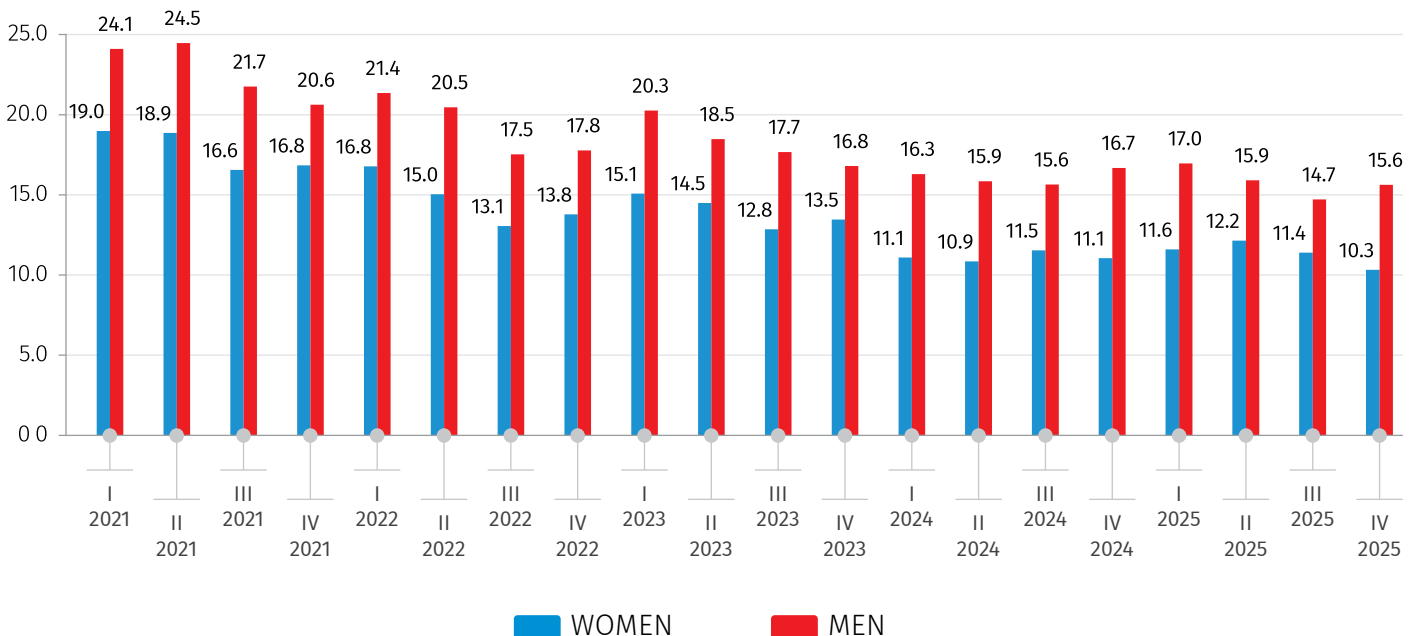
The unemployment rate is traditionally higher for men than for women. In the IV quarter of 2025, compared to the corresponding period of the previous year, this rate decreased by 0.7 percentage points for women, while for men – by 1.1 percentage points and amounted to 10.3 percent and 15.6 percent, respectively.

The chart below presents the unemployment rate by sex and quarters for the years 2021-2025.

CHART №5

UNEMPLOYMENT RATE BY SEX

(%)



NATIONAL STATISTICS OFFICE OF GEORGIA

19.02.2026

The labour force participation rate is higher for men than for women. In the IV quarter of 2025, the indicator for women was 44.5 percent and for men was 65.5 percent. The labour force participation rate for women decreased by 0.6 percentage points, while for men it decreased by 0.8 percentage points, compared to the corresponding period of the previous year.

The chart below presents the labour force participation rate by sex and quarters for the years 2021-2025.

CHART №6

LABOUR FORCE PARTICIPATION RATE BY SEX

(%)



NATIONAL STATISTICS OFFICE OF GEORGIA

19.02.2026

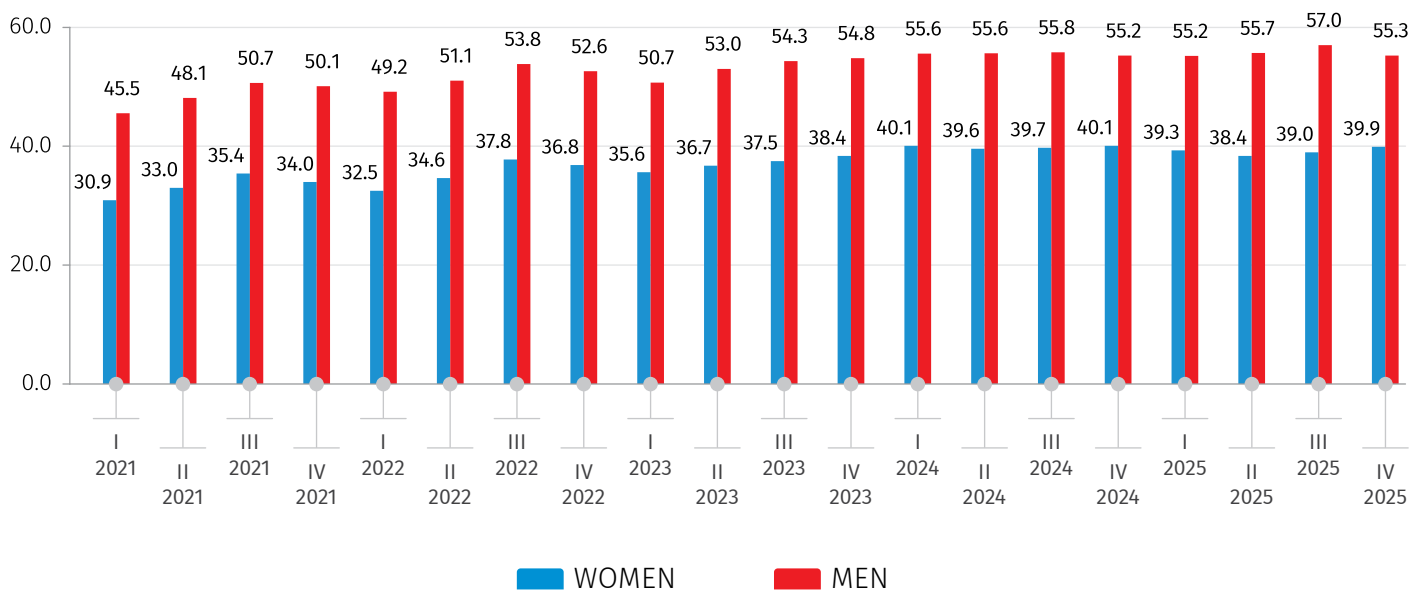
In the IV quarter of 2025, compared to the corresponding period of the previous year, the employment rate for women decreased by 0.2 percentage points, while for men it did not change.

The chart below illustrates the employment rate by sex and quarters for the years 2021-2025.

CHART №7

EMPLOYMENT RATE BY SEX

(%)



CONTACT PERSONS:

Vasil Tsakadze, Tel.: (+995 32) 236 72 10 (600), E-mail: vtsakadze@geostat.ge

Mariam Kavelashvili, Tel.: (+995 32) 236 72 10 (020), E-mail: mkavelashvili@geostat.ge