



NATIONAL STATISTICS OFFICE OF GEORGIA

AGRICULTURE OF GEORGIA

2025

(PRELIMINARY DATA ON PLANT GROWING)



15.04.2026
www.geostat.ge

15.04.2026

AGRICULTURE OF GEORGIA 2025

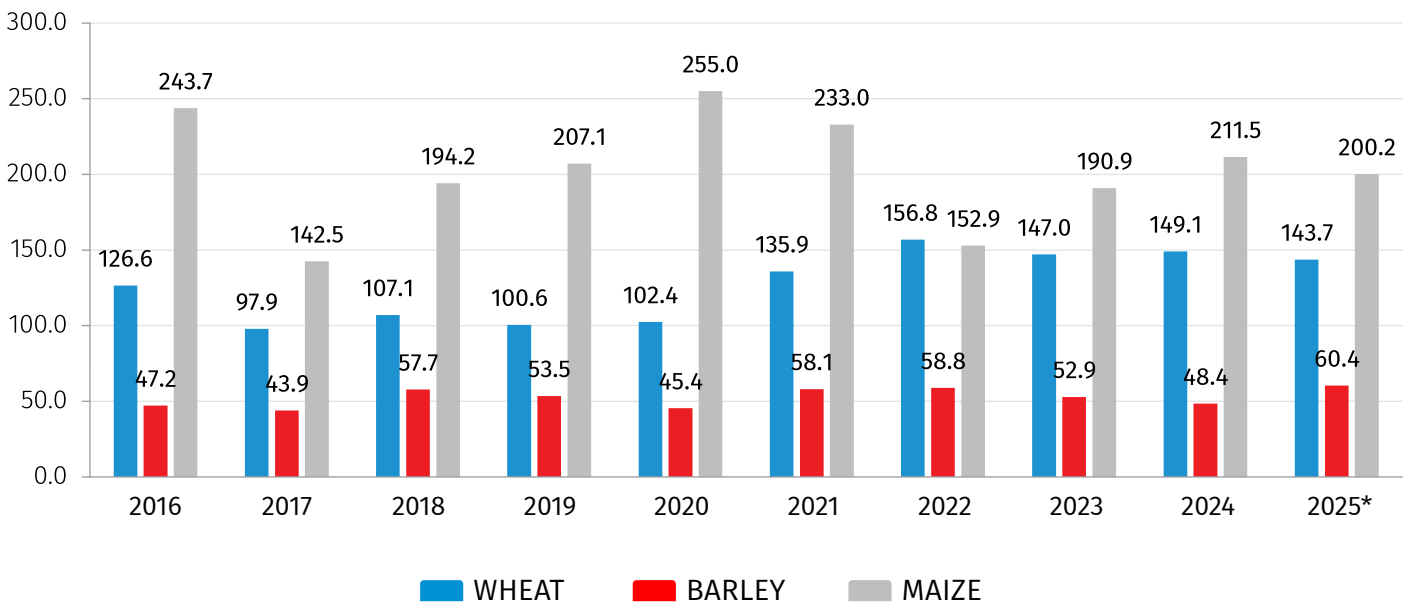
(PRELIMINARY DATA ON PLANT GROWING)

PRODUCTION OF ANNUAL CROPS

According to the preliminary data of 2025, production of wheat decreased by 3.6 percent compared to the same period of the previous year and set 143.7 thousand tons. Production of barley increased by 24.8 percent year-on-year consisted of 60.4 thousand tons. Production of maize equaled 200.2 thousand tons, which is 5.3 percent less than in the same period of the previous year. Production of potato decreased by 6.1 percent and set 207.9 thousand tons. Besides, production of vegetables equaled 146.3 thousand tons, which is 8.9 percent higher compared to 2024.

The charts below present production of annual crops in 2016-2025.

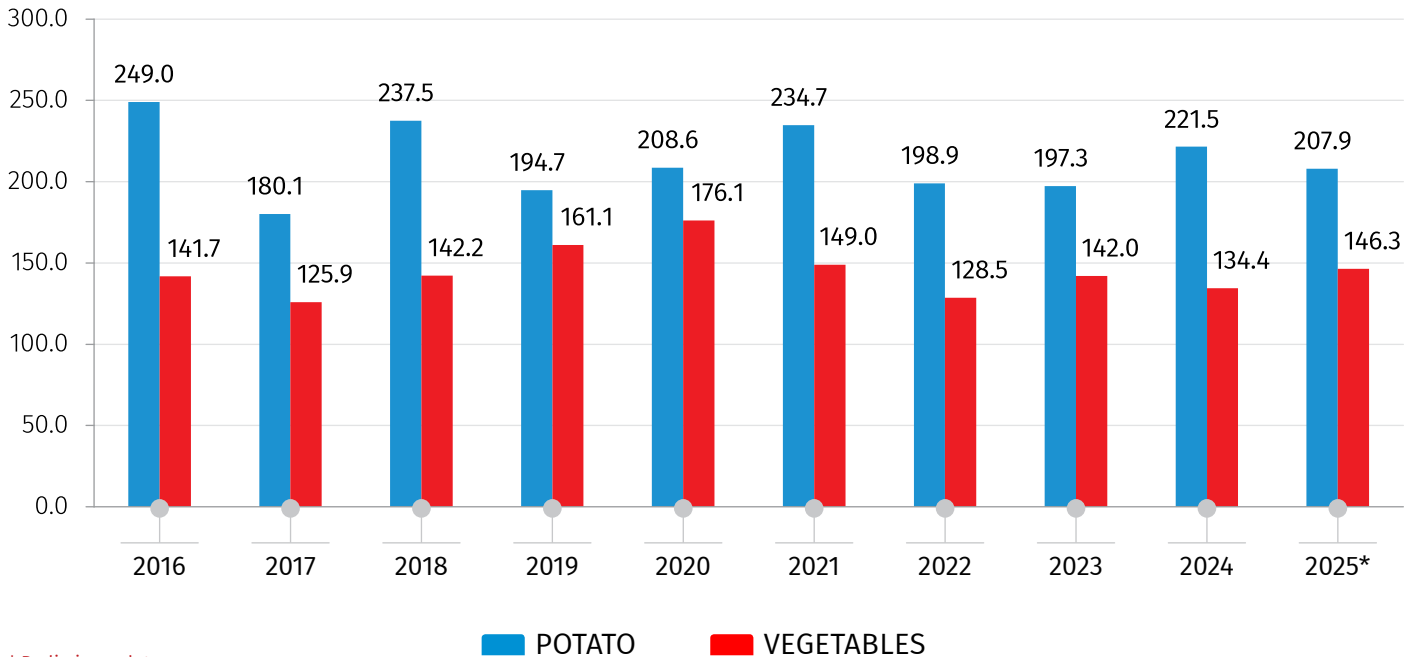
PRODUCTION OF WHEAT, BARLEY AND MAIZE IN 2016-2025
(THS. TONS)



* Preliminary data

15.04.2026

PRODUCTION OF POTATO AND VEGETABLES IN 2016-2025
(THS. TONS)



* Preliminary data

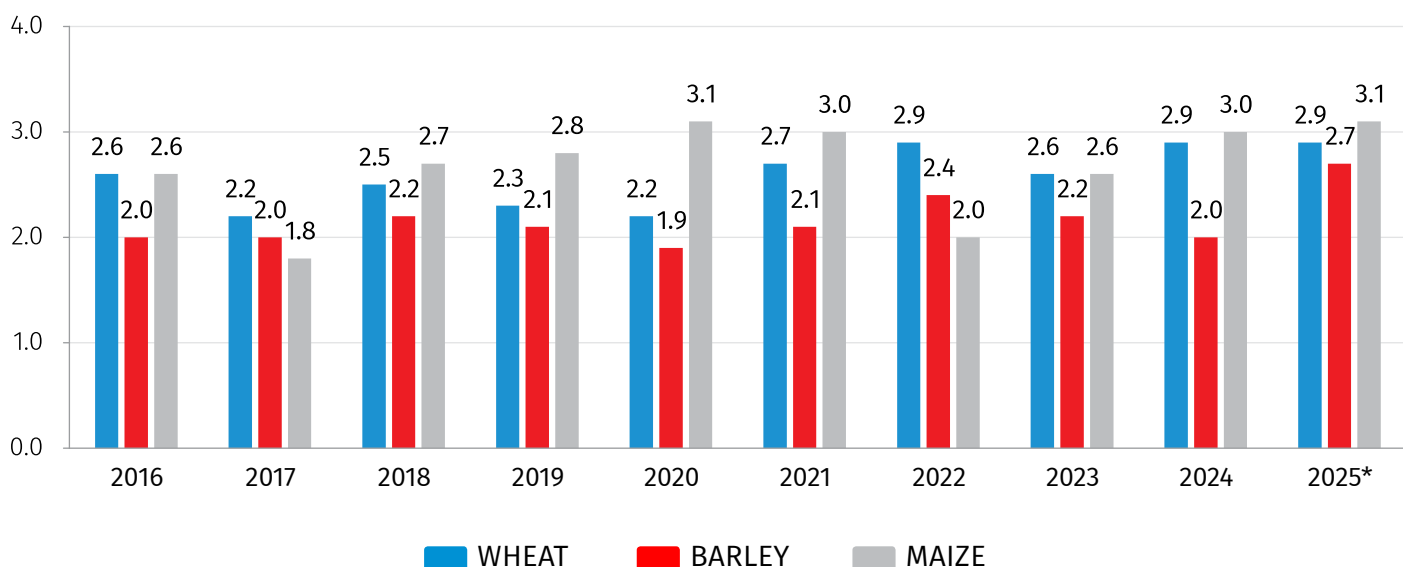
According to the preliminary data of 2025, average yield of potato and vegetables have been decreased compared to the previous year, besides average yield of barley, and maize has been increased. According to the survey results, average yield of wheat consisted of 2.9 t/ha, average yield of barley – 2.7 t/ha, average yield of maize – 3.1 t/ha, average yield of potato – 14.5 t/ha, average yield of vegetables - 10.6 t/ha.

The charts below present average yield of annual crops in 2016-2025.

NATIONAL STATISTICS OFFICE OF GEORGIA

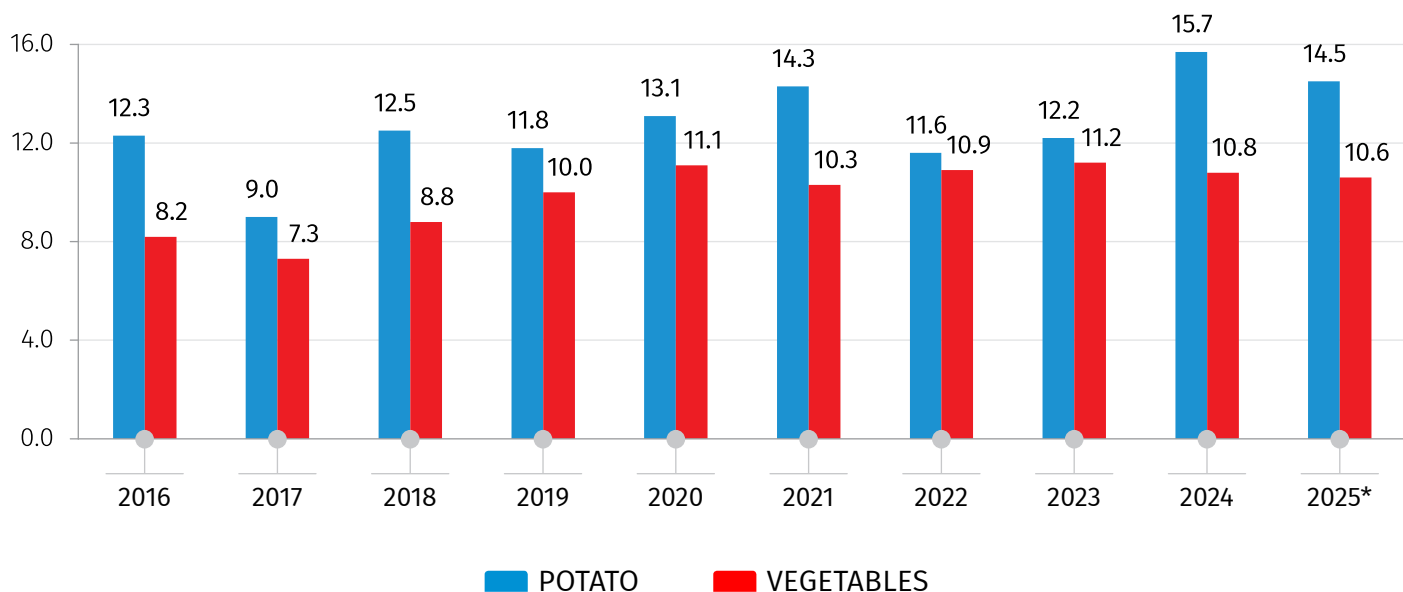
15.04.2026

AVERAGE YIELD OF WHEAT, BARLEY AND MAIZE IN 2016-2025 (TONS/HA)



* Preliminary data

AVERAGE YIELD OF POTATO AND VEGETABLES IN 2016-2025 (TONS/HA)



* Preliminary data

15.04.2026

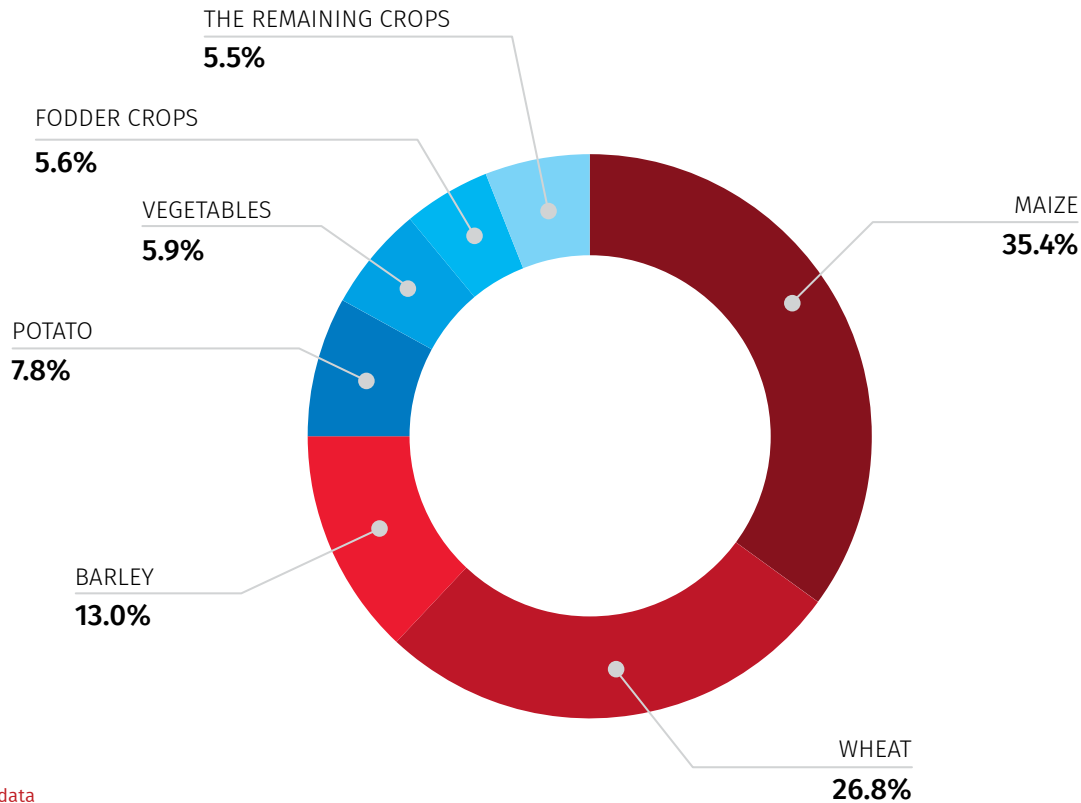
SOWN AREAS OF ANNUAL CROPS

According to the preliminary data, in 2025 sown areas of annual crops amounted to 184.3 thousand hectares, which is 3.8 percent less than the same period of the previous year. However sown area of winter crops decreased by 1.3% and consisted of 60.4 thousand hectares and sown areas of spring crops decreased by 4.9% and consisted of 123.9 thousand hectares.

Sown area of maize took the biggest share in the sown areas of annual crops and equaled 65.3 thousand hectares. Sown area of wheat was 49.4 thousand hectares, sown area of barley – 24.0 thousand hectares, sown area of potato – 14.3 thousand hectares, sown areas of fodder crops – 10.3 thousand hectares, sown area of vegetables – 10.8 thousand hectares and sown areas of the remaining crops 10.2 thousand hectares.

The diagram below presents structure of sown areas of annual crops.

STRUCTURE OF SOWN AREAS OF ANNUAL CROPS,
2025*



* Preliminary data

15.04.2026

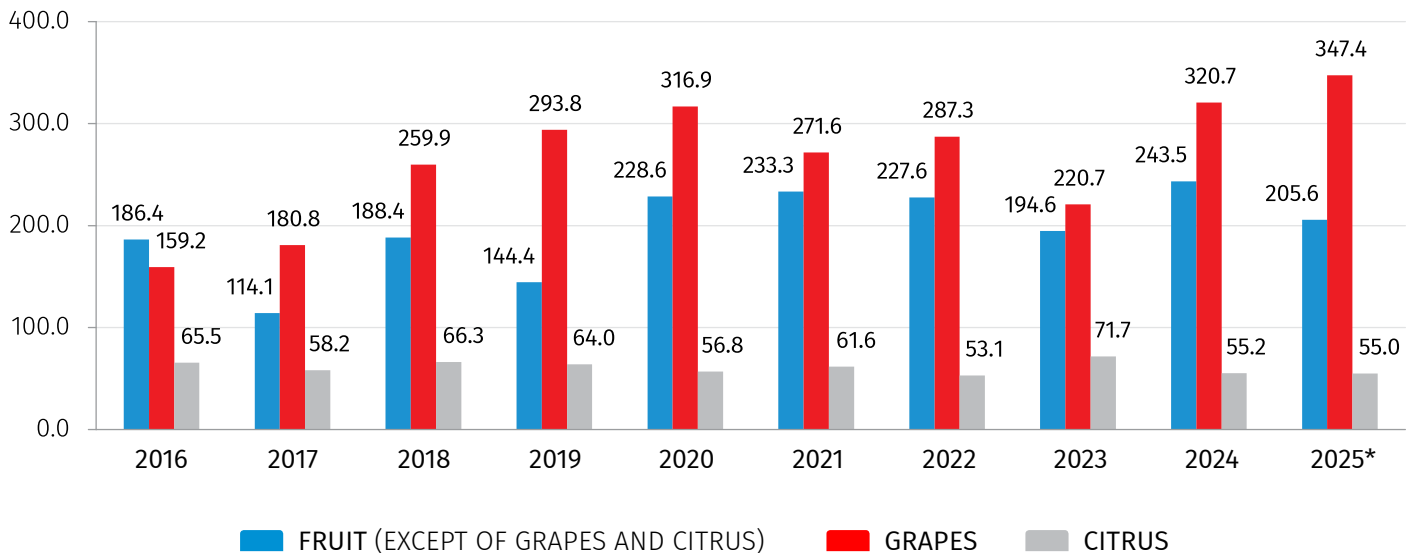
PRODUCTION OF PERMANENT CROPS

According to the preliminary data, in 2025, 205.6 thousand tons of fruit (except Grapes and citrus) were produced in the country, which is 15.6 percent less than in the same period of the previous year. As for the distribution of fruits by species during the reference period, 72.3 thousand tons of pome fruit were produced which is 19.3 percent less than in the same period of the previous year. Production of stone fruit consisted of 53.3 thousand tons (30.5 percent lower), production of nuts – 53.9 thousand tons (2.7 percent higher), production of subtropical fruit – 17.4 thousand tons (1.2 percent higher) and Berries – 8.7 thousand tons (16.0 percent higher).

Besides this, in 2025, 347.4 thousand tons of grapes were produced, which is 8.3 percent higher than in previous year, and 55.0 thousand tons of citrus, which is 0.4 percent lower than the previous year.

The diagram below presents production of permanent crops in 2016-2025.

PRODUCTION OF PERMANENT CROPS IN 2016-2025
(THS. TONS)

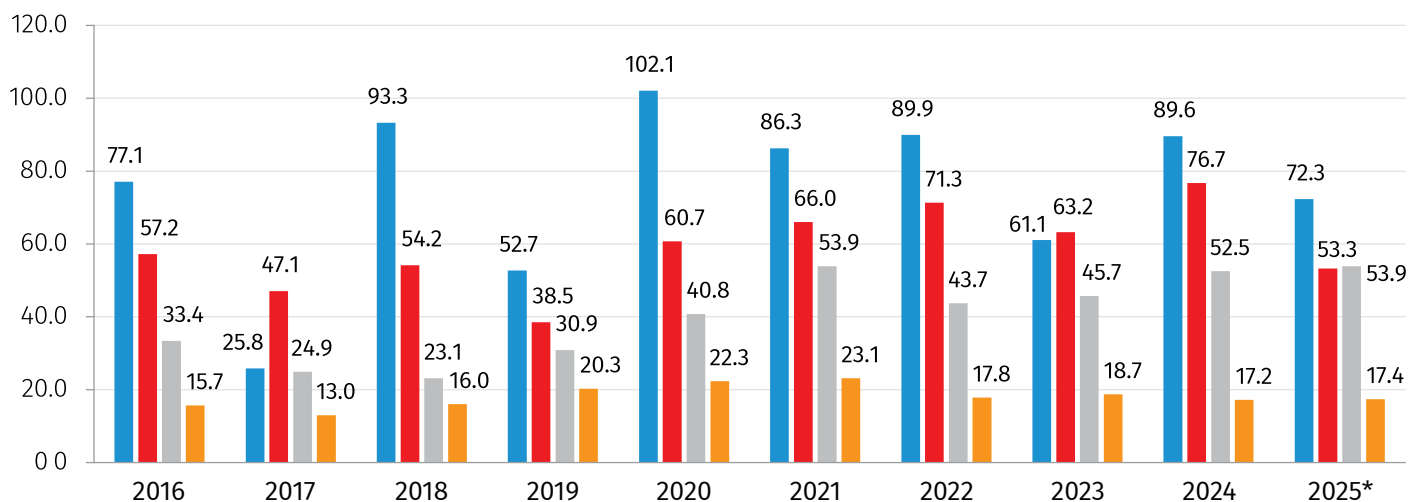


* Preliminary data

NATIONAL STATISTICS OFFICE OF GEORGIA

15.04.2026

PRODUCTION OF POME FRUIT, STONE FRUIT, NUTS AND SUBTROPICAL FRUIT IN 2016-2025 (THS. TONS)



* Preliminary data

■ POME FRUIT ■ STONE FRUIT
■ NUTS ■ SUBTROPICAL FRUIT

Source: National Statistics Office of Georgia.

Final data of 2025 will be available on June 16, 2026.

CONTACT PERSONS:

George Sanadze, Tel: (+995 32) 2 36 72 10 (500), E-mail: gsanadze@geostat.ge

Mariam Kavelashvili, Tel: (+995 32) 2 36 72 10 (020), E-mail: mkavelashvili@geostat.ge