

NATIONAL STATISTICS OFFICE OF GEORGIA

PRODUCER PRICE INDEX FOR INDUSTRIAL PRODUCTS IN GEORGIA

MARCH 2026



20.04.2026

PRODUCER PRICE INDEX FOR INDUSTRIAL PRODUCTS IN GEORGIA MARCH 2026

In March 2026, the Producer Price Index for Industrial Products increased by 1.5 percent compared to the previous month, while compared to March 2025, the index increase amounted to 6.5 percent.

The prices for **mining and quarrying** decreased by 0.1 percent **compared to February 2026**, resulting in a -0.01 percentage point contribution to the overall monthly PPI change. In the same period, the prices for **manufactured products** increased by 1.8 percent, contributing 1.43 percentage points to the monthly index change. Within the group, a noteworthy price increase was registered for beverages (4.7 percent) and coke and refined petroleum products (27.1 percent). Besides, the prices increased for **electricity, gas, steam and air conditioning** by 0.8 percent, contributing 0.08 percentage points to the monthly index change.

The **annual PPI** rate was mainly affected by price changes for the following products:

- **Mining and quarrying:** the prices were 33.0 percent higher, contributing 2.11 percentage points to the overall annual index change. Within the group, the prices were higher for the subgroup of metal ores (42.8 percent);
- **Manufactured products:** the prices increased by 5.0 percent, contributing 4.03 percentage points to the overall annual index increase. There was a notable increase in the prices for food products (7.8 percent) and beverages (6.2 percent);
- **Electricity, gas, steam and air conditioning:** the annual price increase amounted to 2.0 percent, which contributed 0.22 percentage points to the annual index change;
- **Water supply, sewerage, waste management and remediation services:** the annual price increase amounted to 5.5 percent, which contributed 0.17 percentage points to the annual index growth.

NATIONAL STATISTICS OFFICE OF GEORGIA

20.04.2026

The following table presents the Producer Price Index (compared to the previous month and the corresponding month of the previous year) and the relevant contributions of the products to the changes in the overall index:

PRODUCER PRICE INDEX FOR INDUSTRIAL PRODUCTS IN GEORGIA MARCH 2026

CODE	GROUPS	OVER FEBRUARY 2026	CONTRIBUTIONS* TO MONTHLY CHANGES	OVER MARCH 2025	CONTRIBUTIONS* TO ANNUAL CHANGES
	TOTAL	101.5	1.53	106.5	6.53
B	Mining and quarrying	99.9	-0.01	133.0	2.11
05	Coal and lignite	100.9	0.00	97.6	0.00
06	Crude petroleum and natural gas	127.8	0.09	115.6	0.09
07	Metal ores	98.5	-0.09	142.8	2.02
08	Other mining and quarrying products	99.0	-0.02	100.2	0.00
C	Manufactured products	101.8	1.43	105.0	4.03
10	Food products	100.0	0.01	107.8	2.26
11	Beverages	104.7	0.91	106.2	1.21
12	Tobacco products	100.0	0.00	94.2	-0.01
13	Textiles	98.8	0.00	85.8	-0.04
14	Wearing apparel	100.7	0.01	98.4	-0.03
15	Leather and related products	100.0	0.00	103.7	0.01
16	Wood and of products of wood and cork, except furniture; articles of straw and plaiting materials	100.6	0.00	92.7	-0.06
17	Paper and paper products	100.2	0.00	99.3	0.00
18	Printing and recording services	104.2	0.03	107.7	0.07
19	Coke and refined petroleum products	127.1	0.25	111.8	0.14
20	Chemicals and chemical products	106.9	0.19	107.8	0.22
21	Basic pharmaceutical products and pharmaceutical preparations	97.0	-0.05	92.0	-0.13
22	Rubber and plastic products	99.4	-0.01	99.0	-0.02
23	Other non-metallic mineral products	100.6	0.06	99.9	0.00
24	Basic metals	100.1	0.01	106.4	0.37

* Individual contributions may not sum up to the total changes in the index due to rounding.

NATIONAL STATISTICS OFFICE OF GEORGIA

20.04.2026

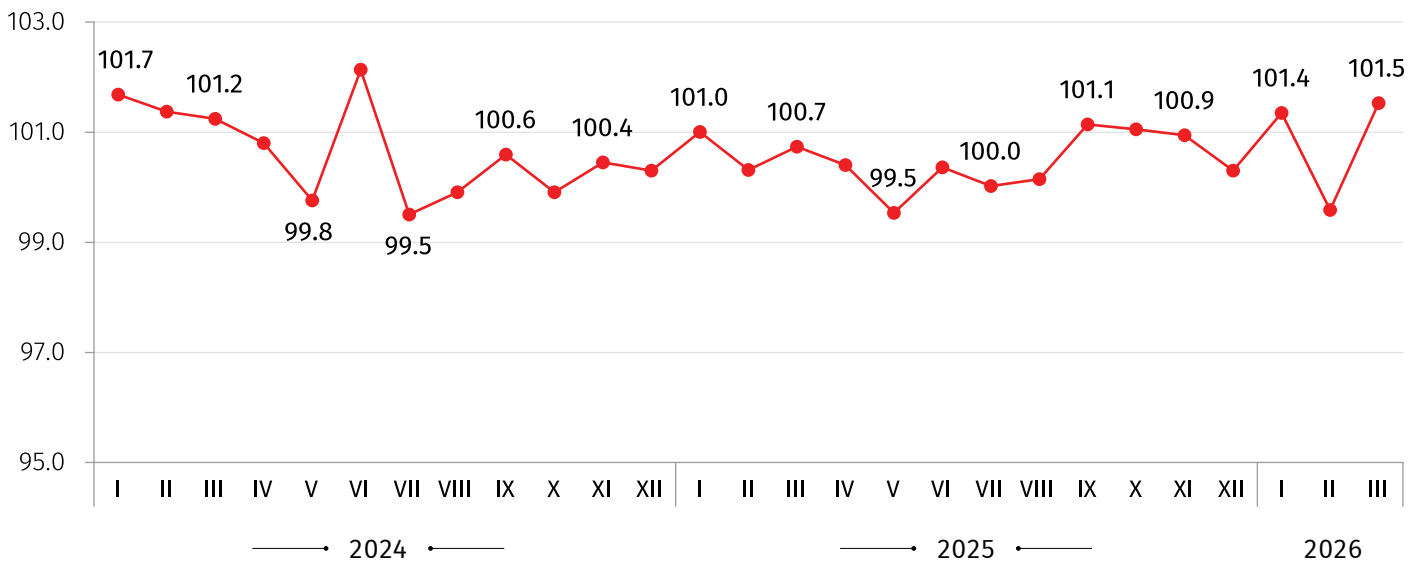
CODE	GROUPS	OVER FEBRUARY 2026	CONTRIBUTIONS* TO MONTHLY CHANGES	OVER MARCH 2025	CONTRIBUTIONS* TO ANNUAL CHANGES
25	Fabricated metal products, except machinery and equipment	99.8	0.00	98.3	-0.04
27	Electrical equipment	100.0	0.00	105.6	0.04
28	Machinery and equipment n.e.c.	100.6	0.00	100.5	0.00
31	Furniture	100.4	0.00	101.1	0.01
32	Other manufactured goods	98.4	-0.01	105.2	0.02
33	Repair and installation services of machinery and equipment	102.7	0.03	101.4	0.01
D	Electricity, gas, steam and air conditioning	100.8	0.08	102.0	0.22
35	Electricity, gas, steam and air conditioning	100.8	0.08	102.0	0.22
E	Water supply, sewerage, waste management and remediation services	100.8	0.02	105.5	0.17
36	Natural water, water treatment and supply services	100.0	0.00	100.0	0.00
38	Waste collection, treatment and disposal services; materials recovery services	101.9	0.02	114.8	0.17

* Individual contributions may not sum up to the total changes in the index due to rounding.

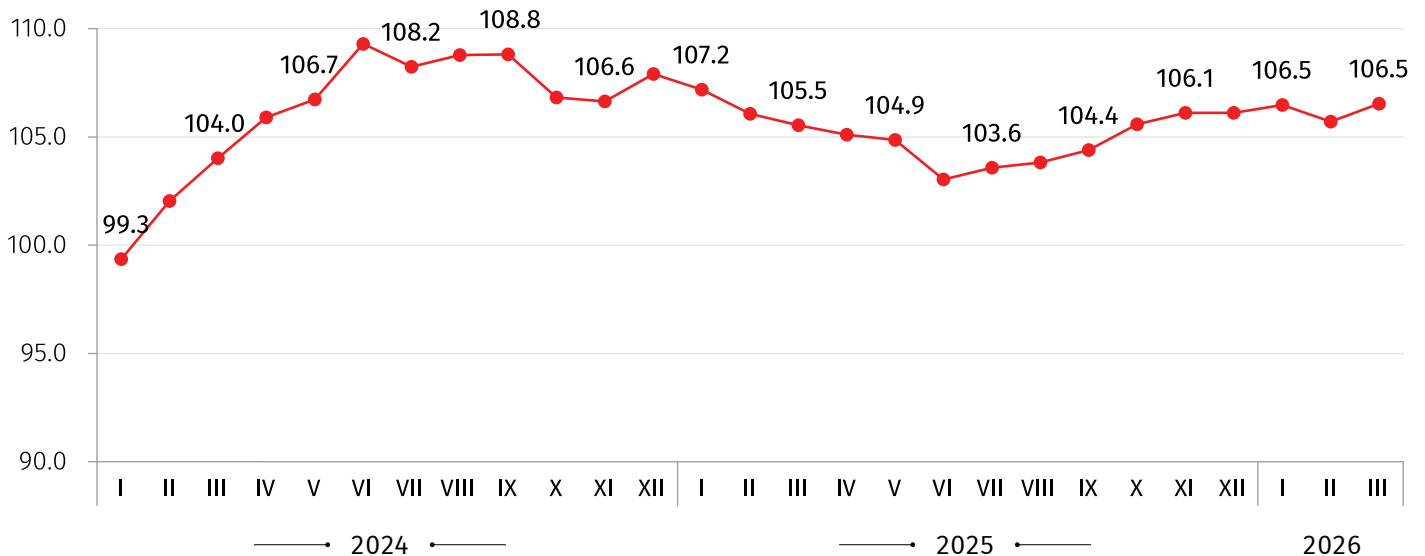
NATIONAL STATISTICS OFFICE OF GEORGIA

20.04.2026

PRODUCER PRICE INDEX FOR INDUSTRIAL PRODUCTS (PREVIOUS MONTH=100)



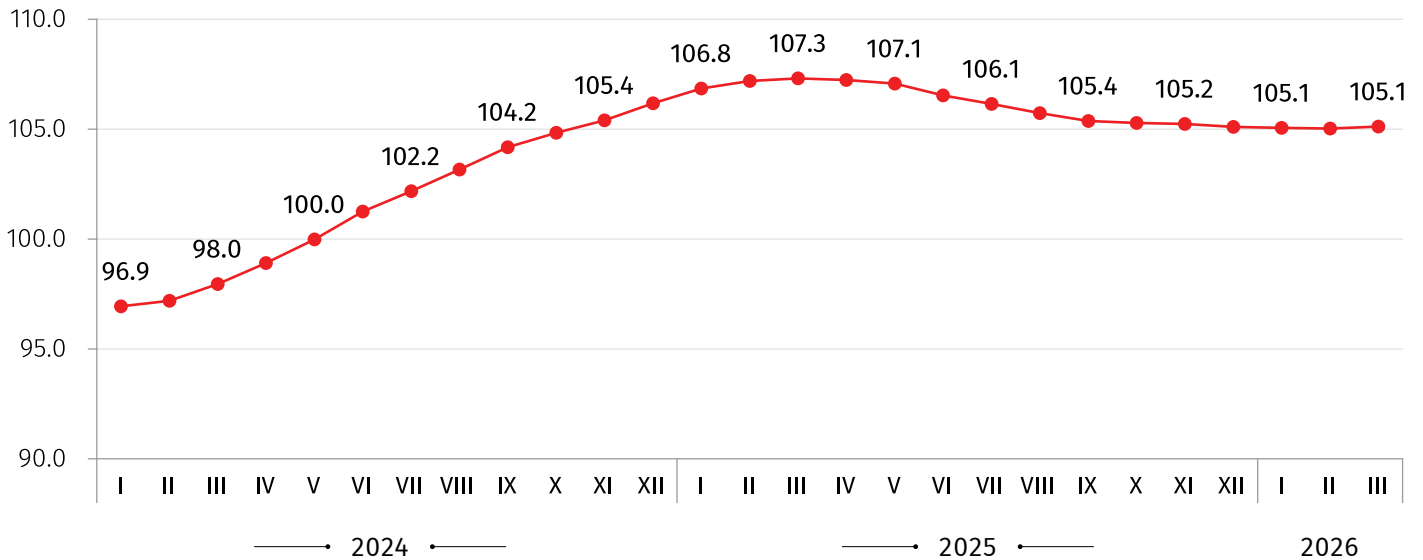
PRODUCER PRICE INDEX FOR INDUSTRIAL PRODUCTS (THE SAME MONTH OF THE PREVIOUS YEAR =100)



NATIONAL STATISTICS OFFICE OF GEORGIA

20.04.2026

PRODUCER PRICE INDEX FOR INDUSTRIAL PRODUCTS (12 MONTH AVERAGE OVER THE PREVIOUS 12 MONTH AVERAGE)



CONTACT PERSON:

Giorgi Tetrauli, Tel: (+995 32) 236 72 10 (400). E-mail: gtetrauli@geostat.ge

Mariam Kavelashvili. Tel: (+995 32) 236 72 10 (020). E-mail: mkavelashvili@geostat.ge