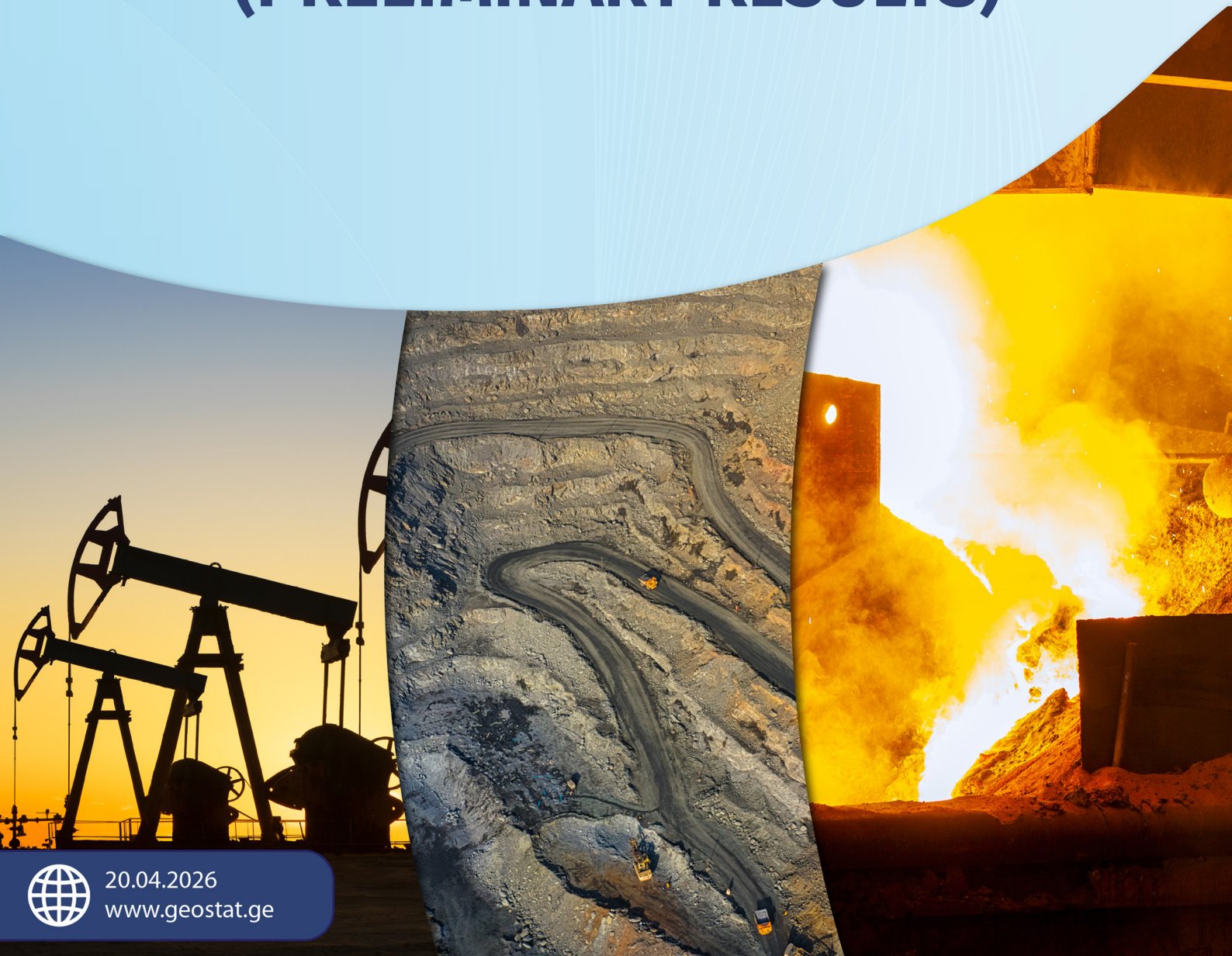




NATIONAL STATISTICS OFFICE OF GEORGIA

DOMESTIC EXPORTS OF GEORGIA

JANUARY-MARCH 2026 (PRELIMINARY RESULTS)



20.04.2026
www.geostat.ge

NATIONAL STATISTICS OFFICE OF GEORGIA

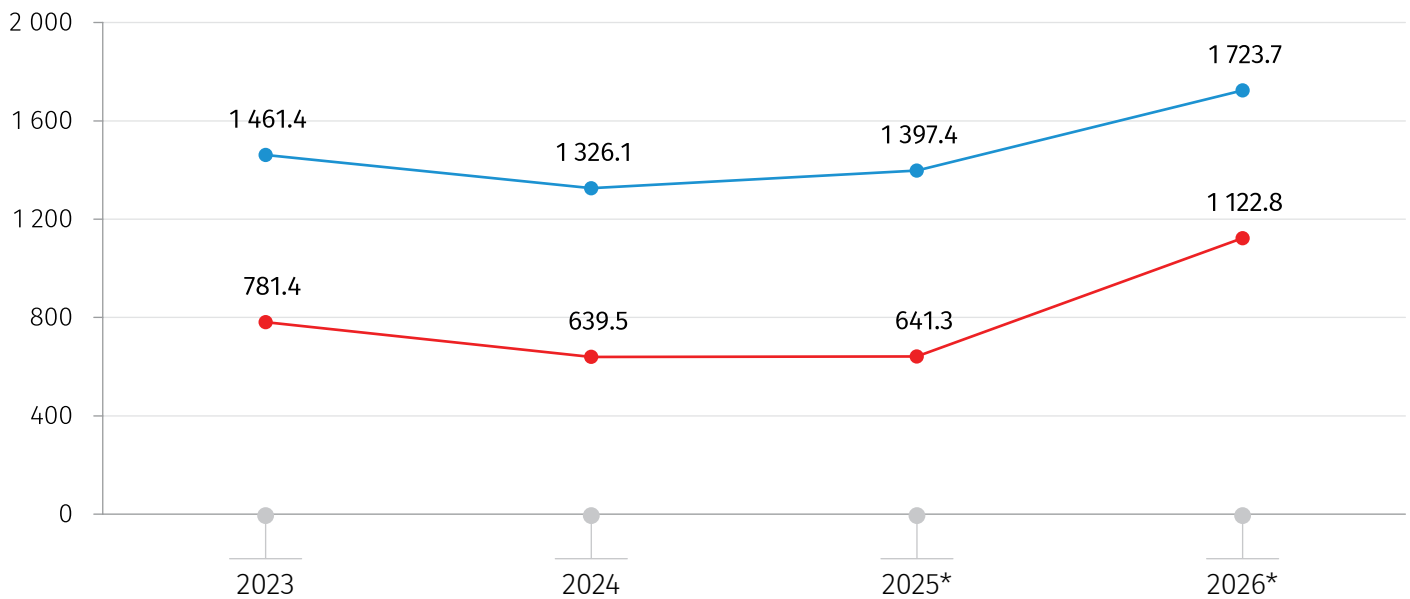
20.04.2026

THE DOMESTIC EXPORTS IN JANUARY-MARCH 2026 (PRELIMINARY)

In January-March 2026 the exports of Georgia (excluding non-declared exports) equaled USD 1 723.7 million, 23.4 percent higher year-on-year. Share of the domestic exports in total exports constituted 65.1 percent and amounted to USD 1 122.8 million, 75.1 percent higher year-on-year.

The charts below reflect the basic trends of the indicators in 2023-2026:

TREND OF THE EXPORTS IN GEORGIA IN JANUARY-MARCH 2023-2026 (MILL. USD)



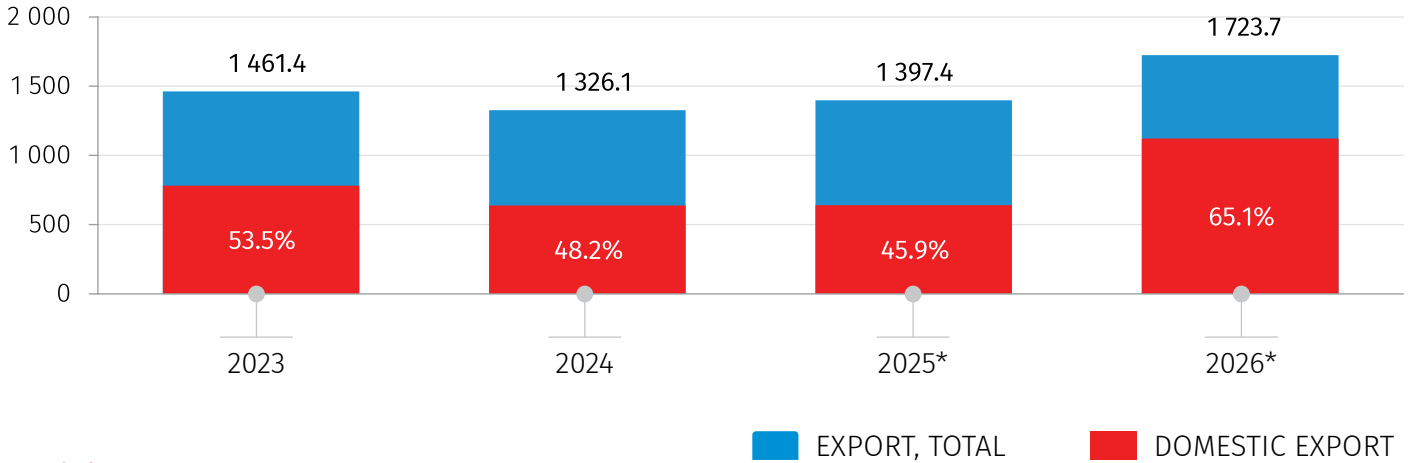
*Preliminary data.

● EXPORT, TOTAL ● DOMESTIC EXPORT

NATIONAL STATISTICS OFFICE OF GEORGIA

20.04.2026

GEORGIAN EXPORT IN JANUARY-MARCH 2023-2026 (MILL.USD)



*Preliminary data.

** Share of domestic exports (exports excluding re-exports) in total exports is presented as percentage figure.

The table below shows monthly data for 2024-2026 domestic exports in absolute values and their changes (in percentage) compared to the corresponding month of the previous year.

DOMESTIC EXPORTS OF GEORGIA

		THSD. US DOLLARS	CHANGE (%)
2024	January	166 968.0	-36.4
	February	224 240.8	-7.9
	March	248 338.6	-9.8
	April	215 615.7	-4.2
	May	241 975.4	-2.1
	June	287 992.8	14.6
	July	312 583.6	20.5
	August	255 382.7	22.9
	September	232 768.6	-5.3
	October	340 218.6	68.1
	November	234 211.0	13.1
	December	232 731.0	-0.6

NATIONAL STATISTICS OFFICE OF GEORGIA

20.04.2026

		THSD. US DOLLARS	CHANGE (%)
2025*	January	186 139.1	11.5
	February	201 899.8	-10.0
	March	253 214.2	2.0
	April	252 856.1	17.3
	May	267 254.4	10.4
	June	312 225.8	8.4
	July	269 256.4	-13.9
	August	271 111.6	6.2
	September	334 825.5	43.8
	October	292 711.5	-14.0
	November	357 952.7	52.8
	December	367 968.4	58.1
2026*	January	312 814.2	68.1
	February	346 855.3	71.8
	March	463 149.2	82.9

*Preliminary data.

NATIONAL STATISTICS OFFICE OF GEORGIA

20.04.2026

In January-March 2026 the share of the top ten trading partners by domestic exports in the total domestic exports of Georgia amounted to 68.7 percent. The top partners were China (USD 198.1 million), Türkiye (USD 134.3 million) and Russia (USD 134.0 million).

TOP TRADING PARTNERS BY DOMESTIC EXPORTS

	JANUARY-MARCH 2025*		JANUARY-MARCH 2026*		CHANGE (%)
	THSD. US DOLLARS	SHARE IN TOTAL (%)	THSD. US DOLLARS	SHARE IN TOTAL (%)	
TOTAL	641 253.1	100.0	1 122 818.7	100.0	75.1
Of which:					
China	47 501.1	7.4	198 057.1	17.6	317.0
Türkiye	66 896.2	10.4	134 349.5	12.0	100.8
Russia	122 040.0	19.0	133 971.2	11.9	9.8
Bulgaria	45 496.1	7.1	67 260.7	6.0	47.8
Togo	-	-	55 357.2	4.9	-
Armenia	35 007.5	5.5	46 200.6	4.1	32.0
Switzerland	26 286.6	4.1	37 611.4	3.3	43.1
Ukraine	22 207.1	3.5	35 150.0	3.1	58.3
Azerbaijan	27 336.4	4.3	33 717.5	3.0	23.3
USA	13 907.0	2.2	30 153.4	2.7	116.8
Other countries	234 575.1	36.6	350 990.1	31.3	49.6

*Preliminary data.

In January-March 2026 petroleum and petroleum oils claimed the first place in the list of top domestic export items, equaling USD 200.7 million, or 17.9 percent of total domestic exports. The domestic exports precious metal ores and concentrates totaled USD 169.9 million and their share in the total domestic exports amounted to 15.1 percent. The domestic exports of ferro-alloys occupied the third place, standing at USD 75.8 million and constituting 6.8 percent of the total domestic exports.

NATIONAL STATISTICS OFFICE OF GEORGIA





20.04.2026

MAJOR COMMODITY GROUPS BY DOMESTIC EXPORTS

	JANUARY-MARCH 2025*		JANUARY-MARCH 2026*		CHANGE (%)
	THSD. US DOLLARS	SHARE IN TOTAL (%)	THSD. US DOLLARS	SHARE IN TOTAL (%)	
TOTAL	641 253.1	100.0	1 122 818.7	100.0	75.1
Of which:					
Petroleum and petroleum oils	5 261.8	0.8	200 713.5	17.9	3 714.6
Precious metal ores and concentrates	52 950.7	8.3	169 929.7	15.1	220.9
Ferro-alloys	39 119.4	6.1	75 818.3	6.8	93.8
Copper ores and concentrates	24 405.2	3.8	65 605.2	5.8	168.8
Wine of fresh grapes	49 594.0	7.7	52 325.5	4.7	5.5
Hazelnuts and other nuts	28 581.1	4.5	48 546.3	4.3	69.9
Natural or artificial mineral and aerated waters, not containing sugar	43 062.6	6.7	47 101.1	4.2	9.4
Spirituos beverages	45 441.6	7.1	44 161.2	3.9	-2.8
Gold unwrought or in semi-manufactured forms, or in powder form	27 798.7	4.3	43 671.2	3.9	57.1
Waters, mineral and aerated waters, containing added sugar	30 704.9	4.8	41 490.2	3.7	35.1
Other commodities	294 333.0	45.9	333 456.5	29.7	13.3

*Preliminary data.

SOURCES:

-  LEPL Revenue Service of Ministry of Finance of Georgia;
-  Georgian State Electrosystem, JSC;
-  Electrosystem Commercial Operator, JSC;
-  GGTC Georgian Gas Transportation Company, LTD.

EXPLANATION OF SYMBOLS:

- Not applicable;
- * Data are preliminary and subject to revisions;
- ... Data are confidential.

20.04.2026

NOTICE:

1. The discrepancy between the totals and the sum in some cases can be explained by using rounded data;
 2. Information does not cover the data of Simplified Customs Declarations (Form №4);
 3. Information does not cover non-organized trade, also occupied territories of Abkhazian Autonomous Republic and Tskhinvali region;
 4. According to the international methodology, there are some differences in coverage of trade flows between external merchandise trade statistics and customs statistics. Diplomatic, temporary, transit and analogous goods are excluded from the database of external merchandise trade statistics.
-

The preliminary data will be revised according to the Geostat's revision policy (based on the regular revision principle) as a result of adjusting data by respondents/administrative sources.

Domestic exports include export of goods produced in the country, as well as imported from abroad, the value of which has significantly changed as a result of domestic processing.

CONTACT PERSON:

Badri Kvachadze, Tel.: (+995 32) 236 72 10 (300)

E-mail: bkvachadze@geostat.ge

Mariam Kavelashvili, Tel.: (+995 32) 236 72 10 (020)

E-mail: mkavelashvili@geostat.ge
