

NATIONAL STATISTICS OFFICE OF GEORGIA

AGRICULTURE OF GEORGIA

**I QUARTER, 2026
(PRELIMINARY DATA ON
ANIMAL HUSBANDRY)**



18.05.2026

AGRICULTURE OF GEORGIA

I QUARTER, 2026

(PRELIMINARY DATA ON ANIMAL HUSBANDRY)

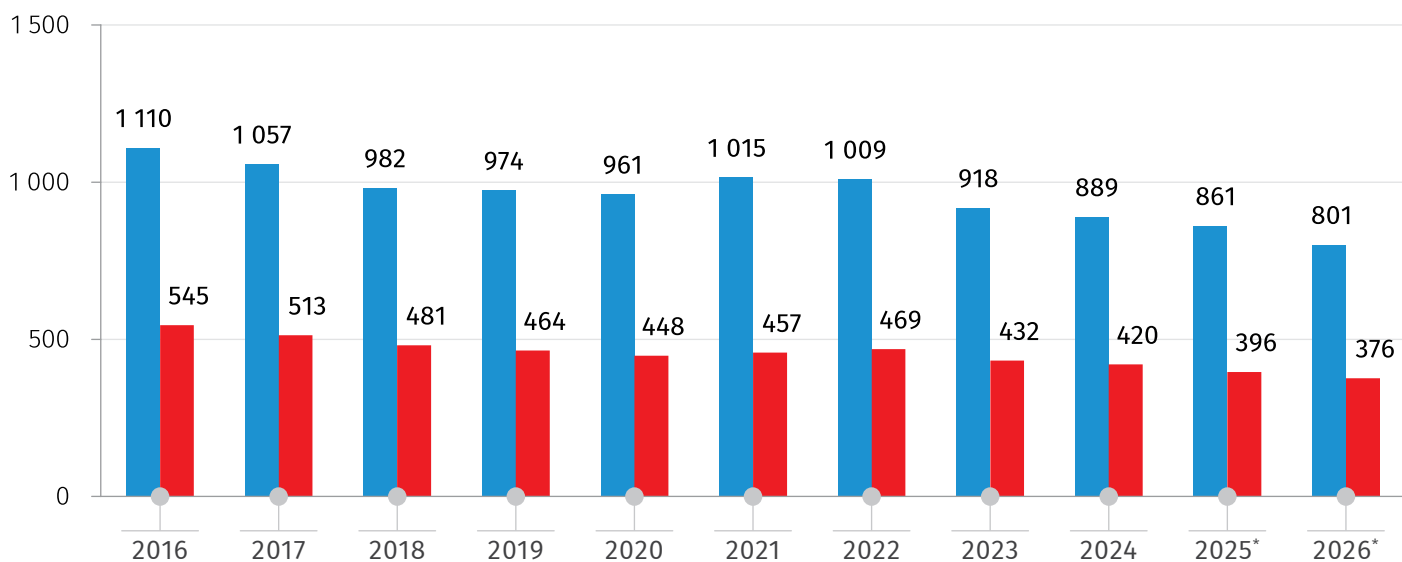
According to the preliminary data, at the end of the I quarter of 2026 the number of bovine animals decreased by 7.0 percent compared to the I quarter of 2025 and reached 801.0 thousand heads. Of which, the total number of dairy cows and buffaloes equaled 376.2 thousand heads, which is 5.1 percent less than the same indicator of the previous year.

The number of pigs equaled to 152.3 thousand heads which is 0.2 percent more than at the same period of the previous year.

The number of poultry decreased by 0.5 percent compared to the same period of the previous year and equaled 8.5 million heads.

The charts below present the number of bovine animals, pigs and poultry by the end of the I quarter of 2016-2026.

NUMBER OF BOVINE ANIMALS BY THE END OF THE FIRST QUARTER OF 2016-2026
(THS. HEADS)



* Preliminary data

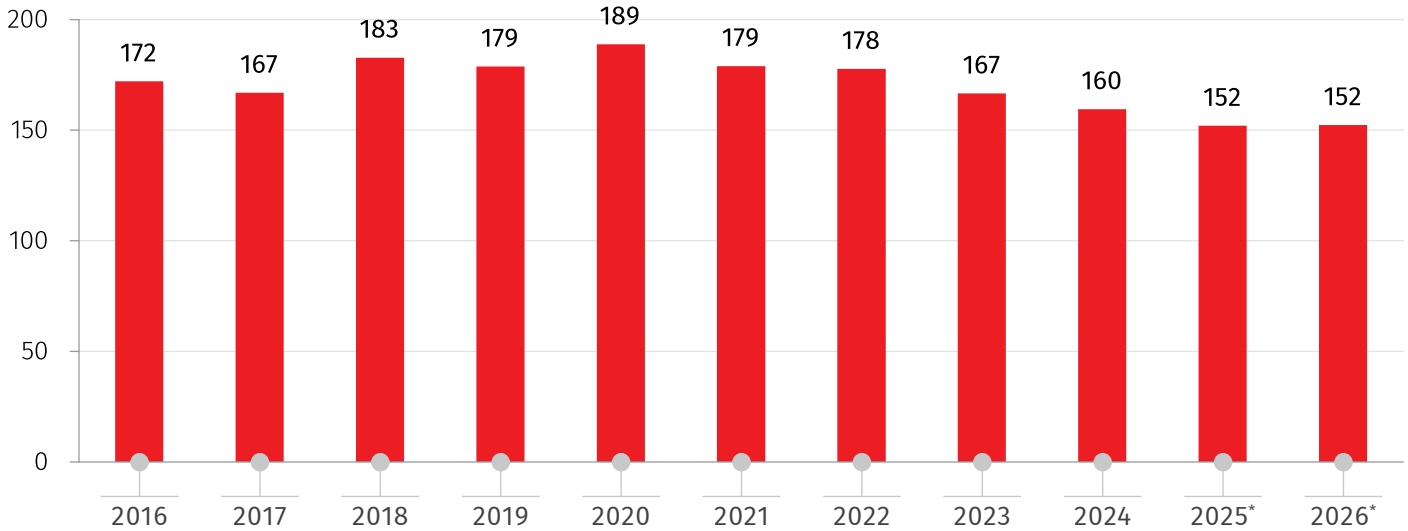
■ BOVINE ANIMALS

■ OF WICH DAIRY COWS AND BUFFALOES

NATIONAL STATISTICS OFFICE OF GEORGIA

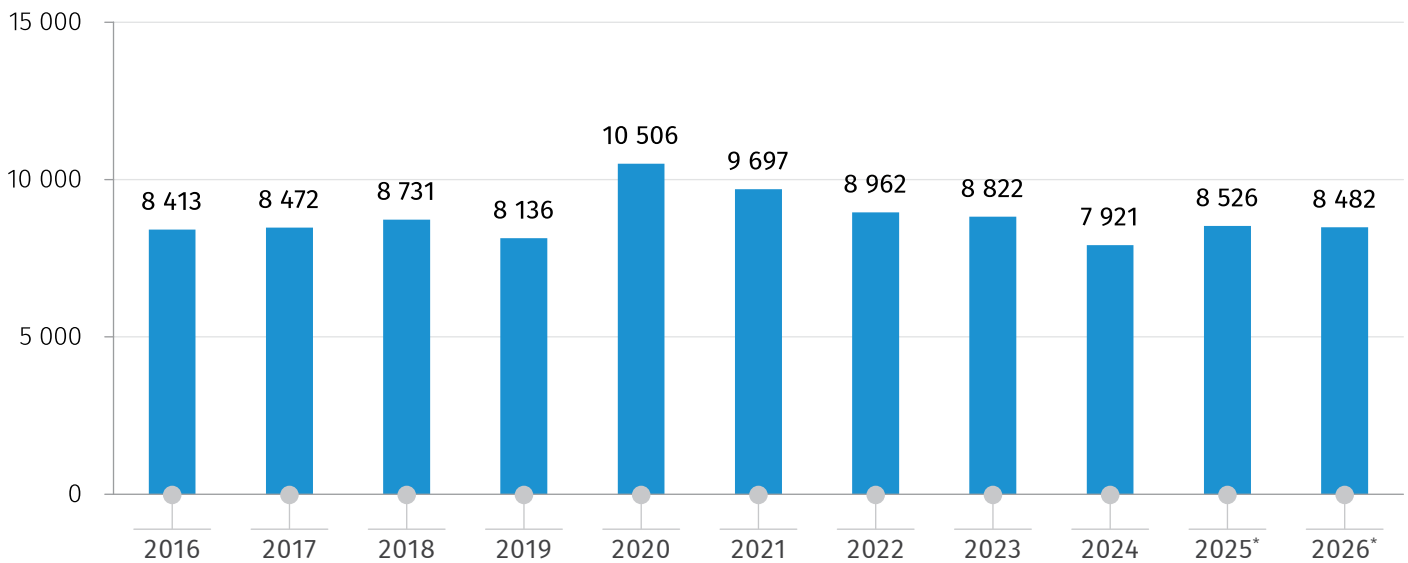
18.05.2026

NUMBER OF PIGS BY THE END OF THE FIRST QUARTER OF 2016-2026
(THS. HEADS)



* Preliminary data

NUMBER OF POULTRY BY THE END OF THE FIRST QUARTER OF 2016-2026
(THS. HEADS)



* Preliminary data

NATIONAL STATISTICS OFFICE OF GEORGIA

18.05.2026

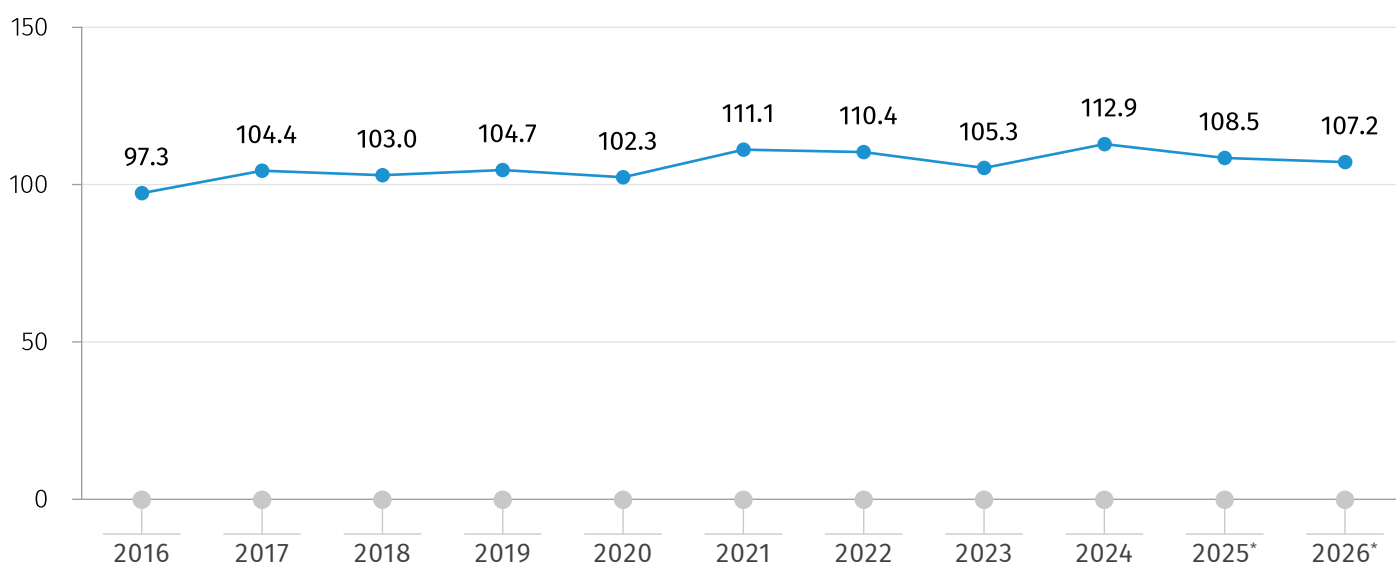
According to the preliminary data, in the I quarter of 2026 milk production decreased by 1.2 percent compared to the same period of the previous year and amounted to 107.2 million litres.

Meat production increased by 2.9 percent from the same period of the previous year and equaled 18.0 thousand tons.

In the I quarter of 2026 egg production amounted to 179.1 million pieces which is 4.1 percent more than in the same period of the previous year.

The diagrams below present the volume of livestock products produced in the I quarter of 2016-2026.

MILK PRODUCTION IN THE FIRST QUARTER OF 2016-2026
(MILL. LITRES)

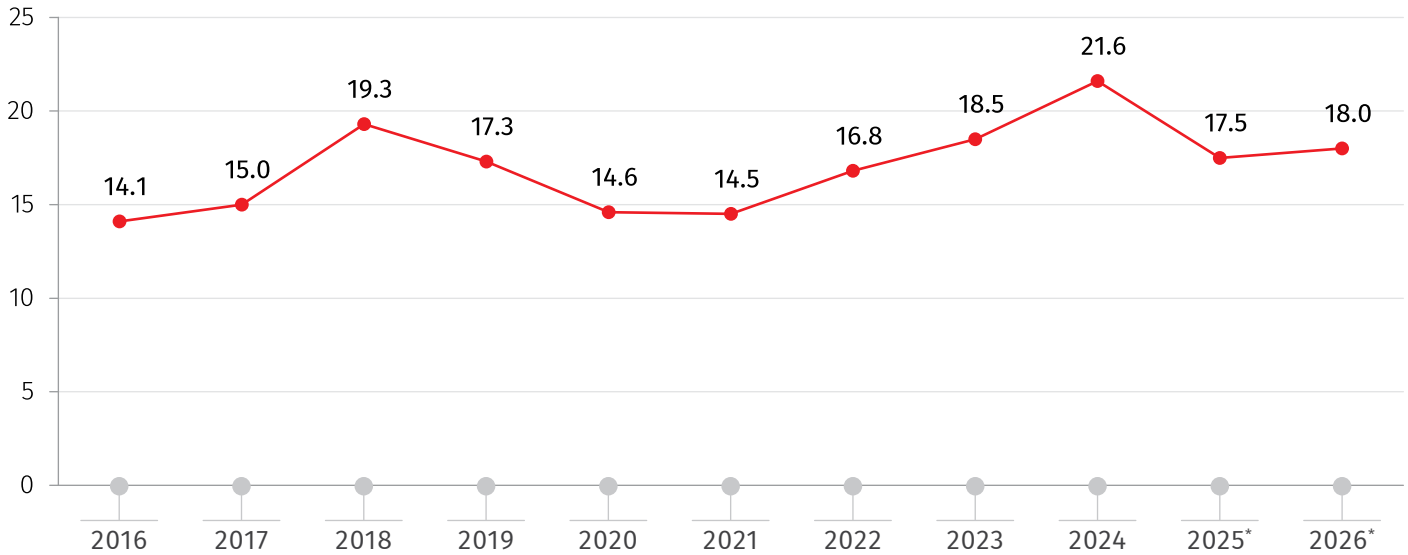


* Preliminary data

NATIONAL STATISTICS OFFICE OF GEORGIA

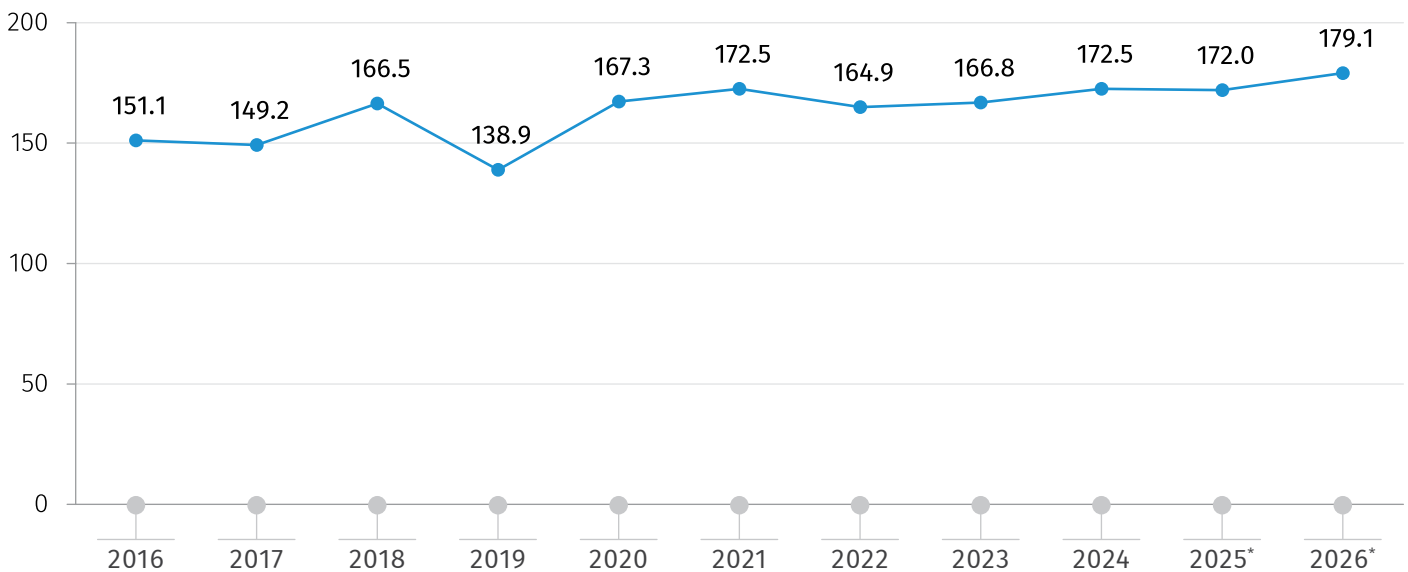
18.05.2026

MEAT PRODUCTION IN THE FIRST QUARTER OF 2016-2026 (THS. TONS)



* Preliminary data

EGG PRODUCTION IN THE FIRST QUARTER OF 2016-2026 (MILL. PIECES)



* Preliminary data

NATIONAL STATISTICS OFFICE OF GEORGIA

18.05.2026

The following tables include data of 2025-2026 on the number of livestock and poultry, their export and import data, as well as production of livestock products in quarterly terms.

NUMBER OF LIVESTOCK AND POULTRY BY THE END OF THE QUARTER IN 2025-2026 (THS. HEADS)

	2025*				2026*
	I Q	II Q	III Q	IV Q	I Q
Bovine Animals	861.1	870.5	812.2	760.6	801.0
Of which dairy cows and buffaloes	396.3	398.8	389.2	372.4	376.2
Pigs	152.0	175.6	182.5	122.0	152.3
Poultry	8 525.9	11 110.8	9 981.3	8 711.3	8 482.4

* Preliminary data

EXPORT OF LIVESTOCK AND POULTRY IN 2025-2026 (THS. HEADS)

	2025*				2026*
	I Q	II Q	III Q	IV Q	I Q
Bovine Animals	21.3	21.3	63.7	19.6	20.7
Pigs	-	0.3	1.5	0.3	-
Poultry	1 787.0	1 510.1	956.7	1 087.0	883.0

* Preliminary data

IMPORT OF LIVESTOCK AND POULTRY IN 2025-2026 (THS. HEADS)

	2025*				2026*
	I Q	II Q	III Q	IV Q	I Q
Bovine Animals	2.7	2.3	2.9	2.8	1.3
Pigs	35.9	40.9	55.1	59.4	48.8
Poultry	1 839.9	1 877.7	1 437.5	2 116.5	2 475.5

* Preliminary data

NATIONAL STATISTICS OFFICE OF GEORGIA

18.05.2026

PRODUCTION OF LIVESTOCK PRODUCTS IN 2025-2026

	2025*				2026*
	I Q	II Q	III Q	IV Q	I Q
Meat (ths. tons)	17.5	18.2	18.1	28.1	18.0
Milk (mill. litres)	108.5	184.0	156.0	97.2	107.2
Eggs (mill. pieces)	172.0	179.7	170.9	165.4	179.1

* Preliminary data

Source: National Statistics Office of Georgia.

Explanation of symbols:

- Not applicable;

Final data of 2025 will be available on June 16, 2026

Final data of 2026 will be available on June 16, 2027

CONTACT PERSON:

George Sanadze, Tel: (+995 32) 2 36 72 10 (500), E-mail: gsanadze@geostat.ge

Mariam Kavelashvili, Tel: (+995 32) 2 36 72 10 (020), E-mail: mkavelashvili@geostat.ge