

NATIONAL STATISTICS OFFICE OF GEORGIA

**SURVEY RESULTS FOR LIVESTOCK
SLAUGHTERHOUSES, GRAIN STORAGE
ELEVATORS AND COLD STORAGE FACILITIES
I QUARTER, 2026**



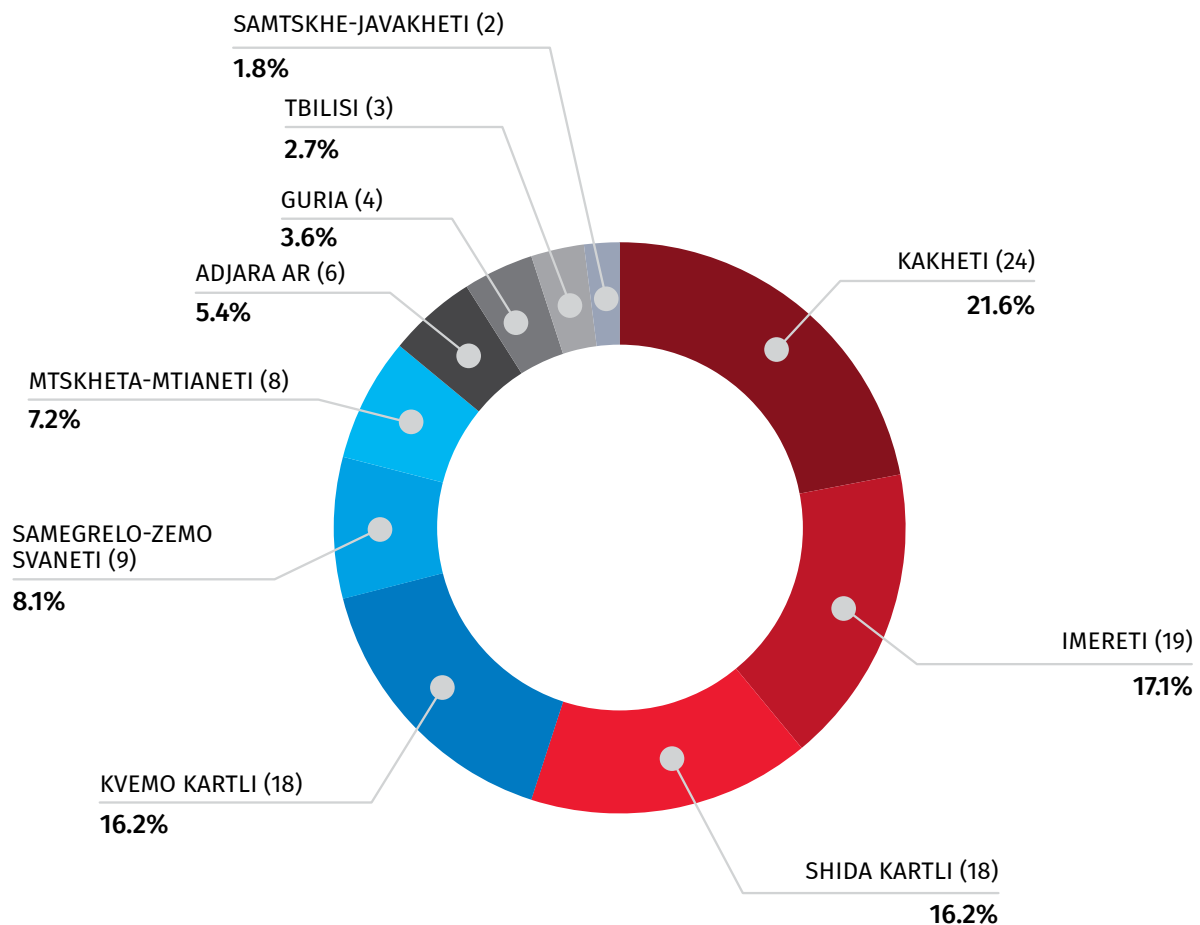
18.05.2026

**SURVEY RESULTS FOR LIVESTOCK SLAUGHTERHOUSES,
ELEVATORS AND COLD STORAGE FACILITIES
(I QUARTER, 2026)**

SLAUGHTERHOUSES

The total number of active livestock and poultry slaughterhouses in Georgia in the I quarter of 2026 was 111, of which 21.6 percent were located in Kakheti region, 17.1 percent in Imereti region, 16.2 percent in Shida Kartli region, 16.2 percent in Kvemo Kartli region, 8.1 percent in Samegrelo-Zemo Svaneti region, 7.2 percent in Mtskheta-Mtianeti region and the remaining 13.5 percent – in other regions:

**ACTIVE LIVESTOCK AND POULTRY SLAUGHTERHOUSES IN GEORGIA BY REGIONS,
I QUARTER, 2026**



18.05.2026

According to the survey, 113.9 thousand heads of livestock were slaughtered in slaughterhouses in the I quarter of 2026, of which 29.5 percent were cattle, 64.0 percent – pigs and 3.4 percent – sheep and goats. The share of other livestock (excluding poultry) slaughtered was 3.1 percent. In addition, the number of poultry slaughtered in slaughterhouses during the reporting period amounted to 2 332.2 thousand.

In total 13.5 thousand tons of meet (i.e. slaughtered weight, including poultry meat) was produced by slaughterhouses during the I quarter of 2026, of which 30.1 percent was beef, 28.6 percent – poultry, 40.8 percent – pork, 0.4 percent – mutton and goat meat, while the share of other meet was negligible.

The service was provided to 7.8 thousand persons, 53.6 percent of which were households. Average monthly number of persons employed in slaughterhouses equaled 1 027 persons.

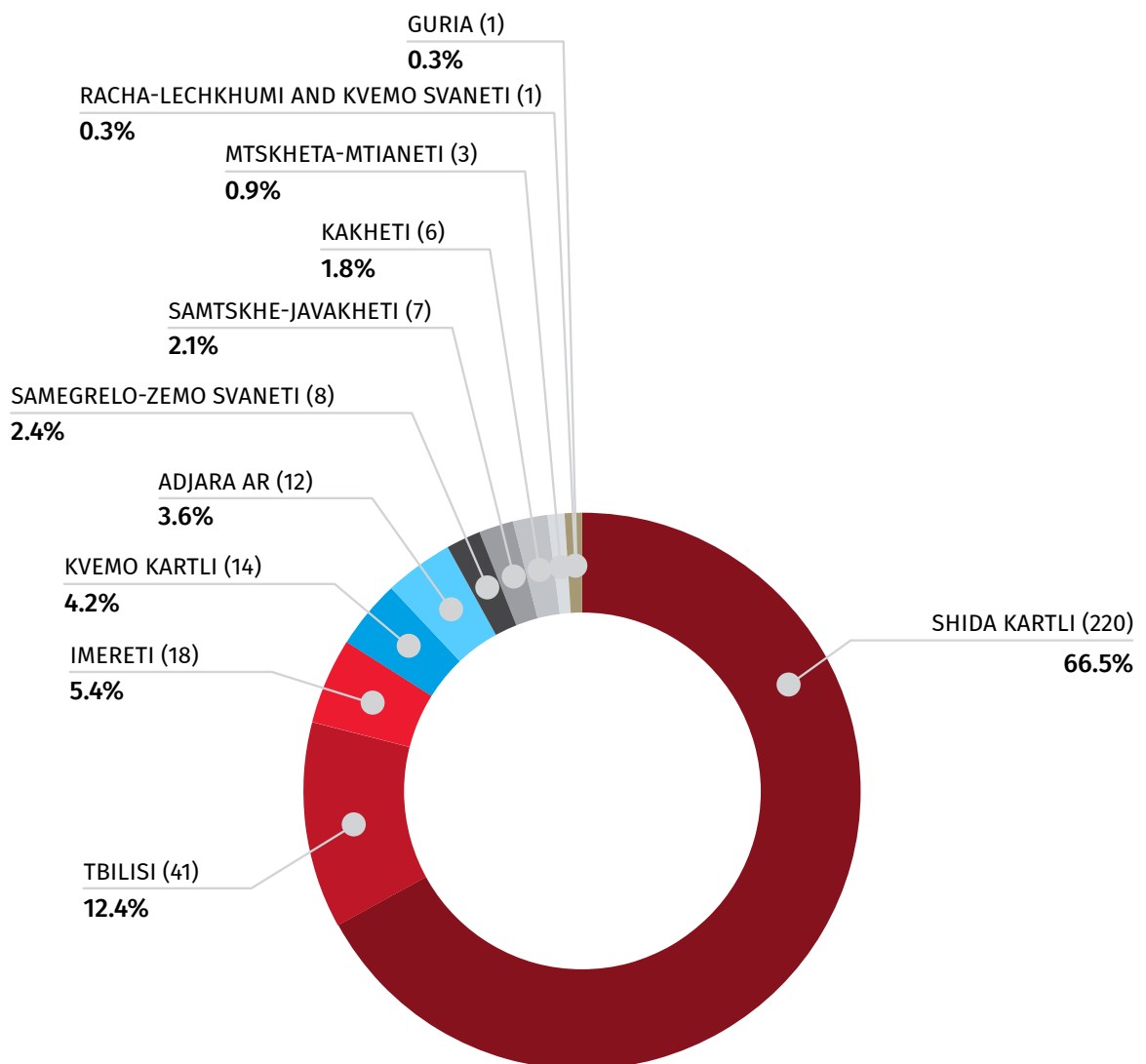
The average prices of the slaughter services were: 42.9 GEL per cattle, 34.0 GEL per pig, and 13.4 GEL per sheep or goat.

18.05.2026

COLD STORAGE FACILITIES

In the I quarter of 2026 the number of active cold storage facilities in Georgia was 331 and most of them were located in Shida Kartli region (66.5 percent). Active cold storage facilities were also located in Tbilisi (12.4 percent), Imereti region (5.4 percent), Kvemo Kartli region (4.2 percent), Adjara AR (3.6 percent), Samegrelo-Zemo Svaneti region (2.4 percent), Samtskhe-Javakheti region (2.1 percent), Kakheti region (1.8 percent), Mtskheta-Mtianeti region (0.9 percent), Racha-Lechkhumi and Kvemo Svaneti region (0.3 percent) and Guria region (0.3 percent):

ACTIVE COLD STORAGE FACILITIES IN GEORGIA BY REGIONS, I QUARTER, 2026

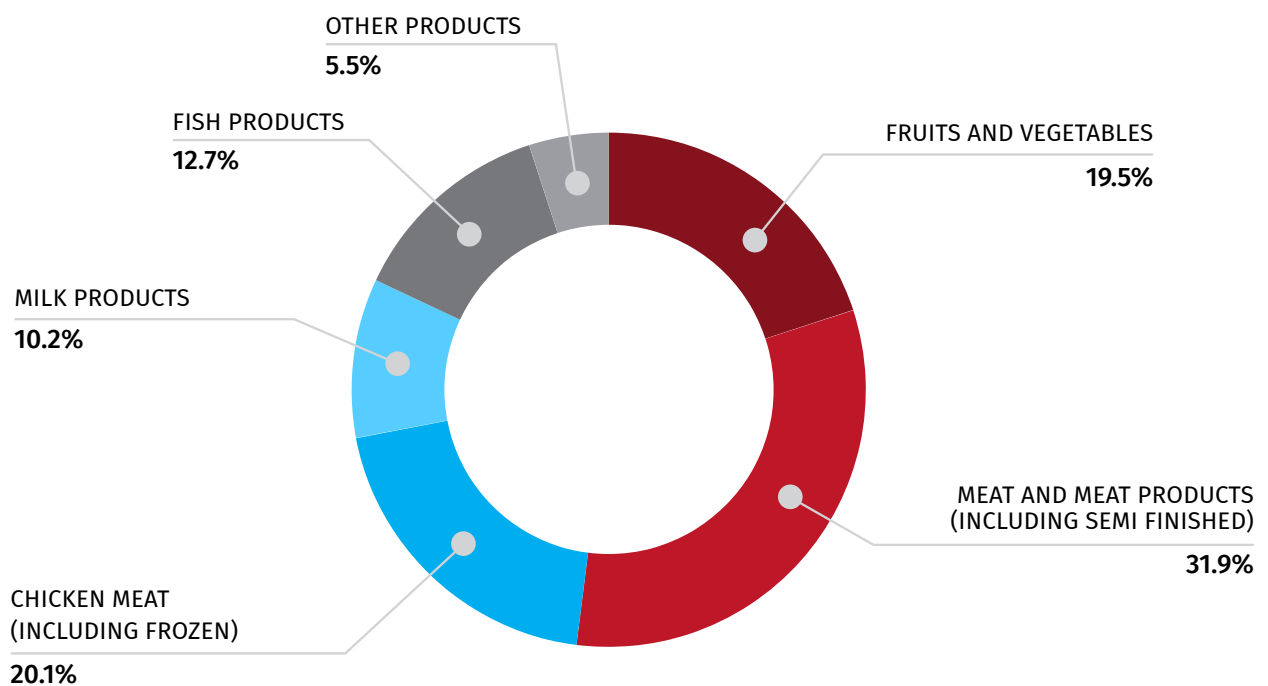


18.05.2026

In the I quarter of 2026, the service was provided to 355 customers. The number of producers and resellers, from whom the products were purchased, amounted to 826 persons. Average monthly number of persons employed in cold storage facilities was 1 662.

In total 97.5 thousand tons of products were stored in cold storage facilities during the I quarter of 2026, of which 20.1 percent was chicken meat (including frozen meat), 31.9 percent – meat and meat products (including semi-finished products, excluding chicken meat), 12.7 percent – fish, 19.5 percent – fruits and vegetables, 10.2 percent – milk products and 5.5 percent – other products:

**PRODUCTS STORED IN COLD STORAGE FACILITIES,
I QUARTER, 2026**



18.05.2026

In the I quarter of 2026, the share of own production in the total volume of products stored in cold storage facilities was 17.0 percent, while the share of products purchased for further resale was 25.5 percent and the share of products stored as services was 57.5 percent. The service fee in the same period amounted to 7.3 million GEL.

In the I quarter of 2026, the total value of products (28.6 thousand tons) sold by cold storage facilities amounted to 224.6 million GEL, of which the share of imported products was 38.5 percent, share of own production was 12.3 percent and the share of products (local) purchased for resale was 49.2 percent. Herewith, 28.3 percent of own production sold by cold storage facilities was chicken meat. Significant share of imported products was milk products (32.3 percent), meat and meat products (including semi-finished products) (24.3 percent), chicken meat (including frozen) (13.1 percent) and fish (9.0 percent).

In the I quarter of 2026, the value of products sold by cold storage facilities on the foreign market amounted to 0.3 million GEL, which constituted to 0.1 percent of the total value of products sold in the same period. Mostly chicken meat were sold on the foreign markets.

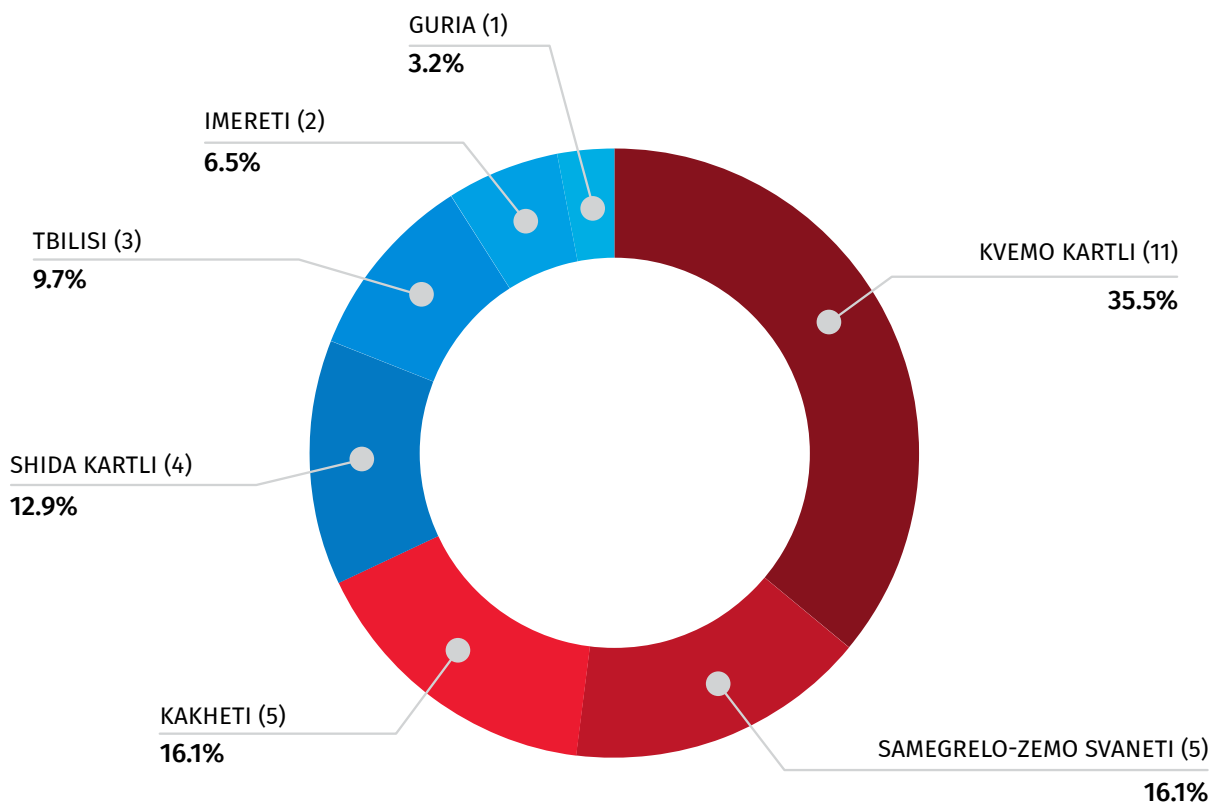
According to the survey results, the average daily load per storage (out of total storage capacity in percentage) was 51.6 percent in January, 48.5 percent in February and 43.5 percent in March.

18.05.2026

ELEVATORS

The total number of active elevators in Georgia in the I quarter of 2026 was 31 and most of them were located in Kvemo Kartli (35.5 percent) region, while 16.1 percent of active elevators were located in Samegrelo-Zemo Svaneti region, 16.1 percent in Kakheti region, 12.9 percent in Shida Kartli region, 9.7 percent in Tbilisi, 6.5 percent in Imereti region and 3.2 percent in Guria region:

**ACTIVE ELEVATORS IN GEORGIA BY REGIONS,
I QUARTER, 2026**



In the I quarter of 2026, the service was provided to 21 customers. The number of producers and resellers, from whom the product were purchased for resale, was 49 persons, while the average monthly number of persons employed in elevators equaled 439.

In total 91.0 thousand tons of products were stored in elevators during the I quarter of 2026, 65.5 percent of which was wheat and 16.8 percent – soybean meal. The share of products purchased by the elevators for resale in the total amount of products stored in the elevators was 82.9 percent in the same period.

18.05.2026

Total amount of products sold by the elevators during the I quarter of 2026 amounted to 59.9 thousand tons with total value of 61.0 million GEL. 31.6 percent of this value was imported production and 59.3 percent was local (own produced) products.

The biggest share in own production, in terms of volume as well as value, had wheat flour, which constituted to 80.8 percent of total own production sold by the elevators in the same period.

According to survey results, average daily load of storages (out of total capacity of storages in percentage) amounted to 50.9 percent in January, 46.7 percent in February and 47.5 percent in March.

National Statistics Office of Georgia

საკონტაქტო პირები:

Daviti Zhorzholiani, Tel.: 2 36 72 10 (601) E-mail: dzhorzholiani@geostat.ge

Mariam Kavelashvili, Tel.: 2 36 72 10 (020), E-mail: mkavelashvili@geostat.ge