

NATIONAL STATISTICS OFFICE OF GEORGIA

SEAPORTS AND TERMINALS OF GEORGIA

2026, I QUARTER



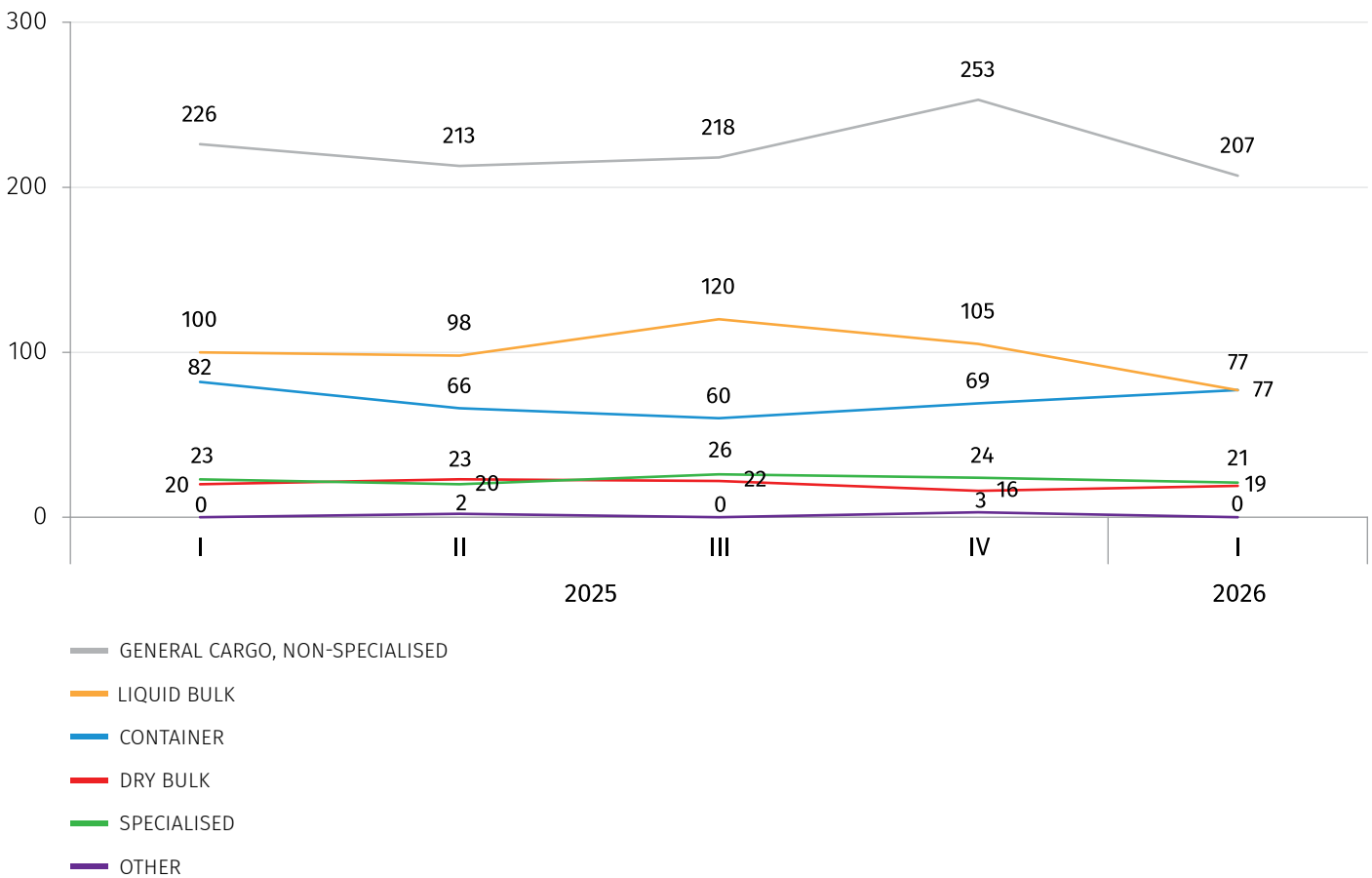
20.05.2026

**MAJOR INDICATORS OF SEAPORTS AND TERMINALS
(2026, I QUARTER)**

In the I quarter of 2026, 401¹ ships entered the ports and terminals of Georgia. 51.6 percent of those ships were general cargo carriers, 19.2 percent were liquid bulk, 19.2 percent – container ships, and the rest of 10.0 percent were distributed among dry bulk carriers and specialized ships.

In the I quarter of 2026, compared to the corresponding period of the previous year, the ports and terminals of Georgia received 23.0 percent less liquid bulk, 8.7 percent less – specialized carriers, 8.4 percent less general cargo carriers, 6.1 percent less – container ships, and 5.0 percent less – dry bulk.

**NUMBER OF ENTERED SHIPS BY TYPE,
(UNIT)**



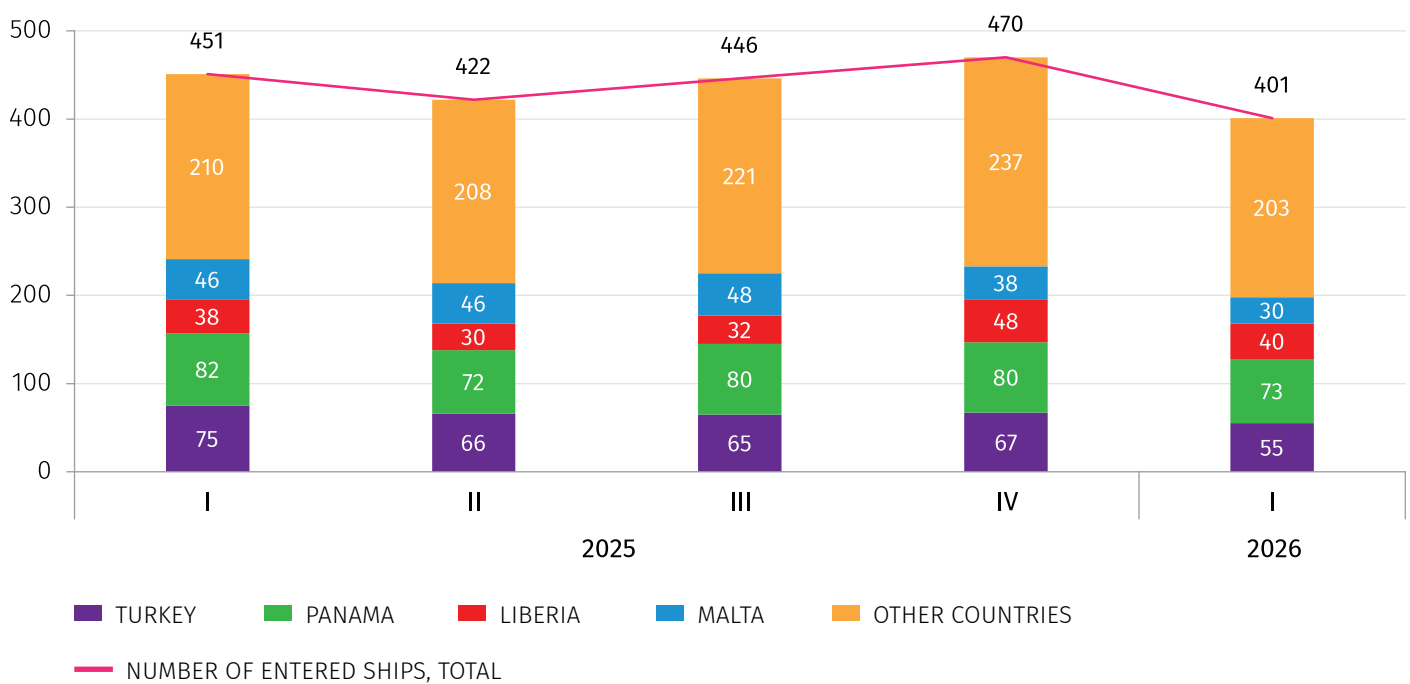
¹Source: Maritime Transport Agency of Georgia

NATIONAL STATISTICS OFFICE OF GEORGIA

20.05.2026

In the I quarter of 2026, 18.2 percent of the ships arriving at the ports and terminals of Georgia sailed under the flag of Panama, 13.7 percent – under the flag of Turkey, 10.0 percent – under the flag of Liberia, 7.5 percent – under the flag of Malta, and the rest of 50.6 percent were distributed among other countries.

**THE NUMBER OF SHIPS ENTERED IN PORTS AND TERMINALS OF GEORGIA
BY THE COUNTRIES OF REGISTRATION (FLAG),
(UNIT)**

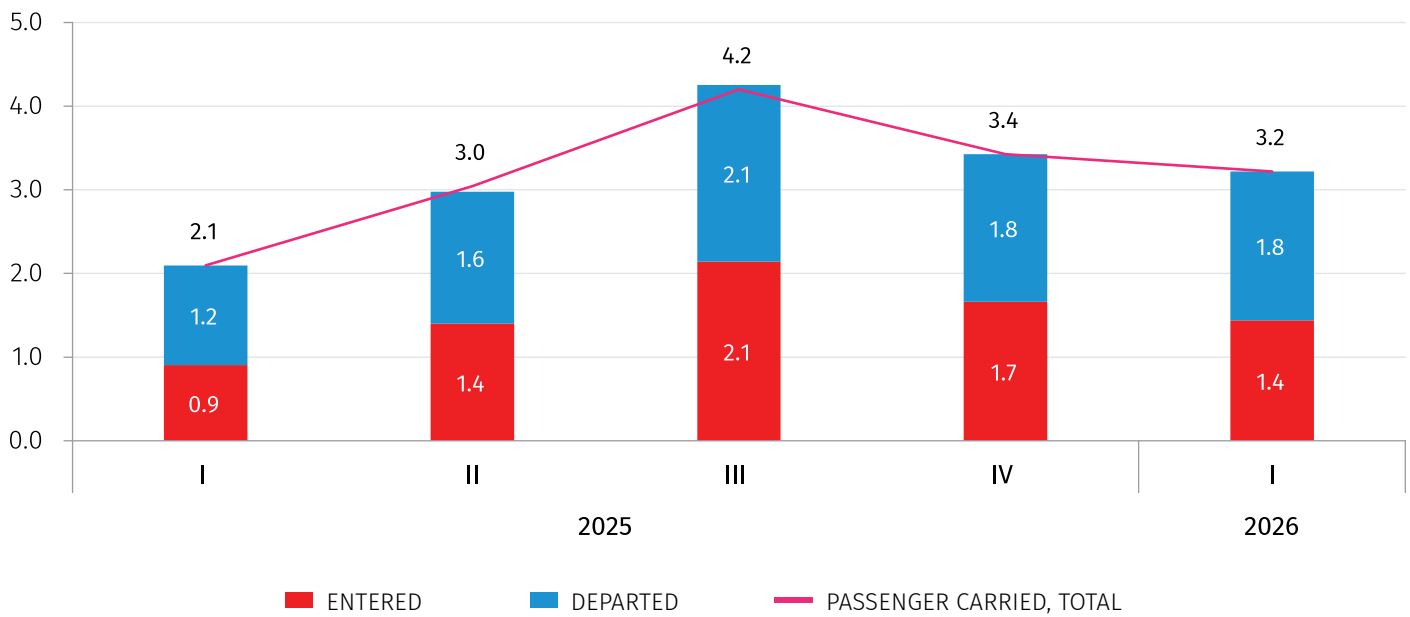


NATIONAL STATISTICS OFFICE OF GEORGIA

20.05.2026

In the I quarter of 2026, Georgian seaports served 3.2 thousand passengers, which is 53.6 percent more compared to the corresponding figure of the previous year. Note, the share of passengers departed was higher than the share of passengers entered and stood at 55.3 percent.

**PASSENGERS CARRIED IN PORTS AND TERMINALS OF GEORGIA,
(THOUSAND PERSONS)**

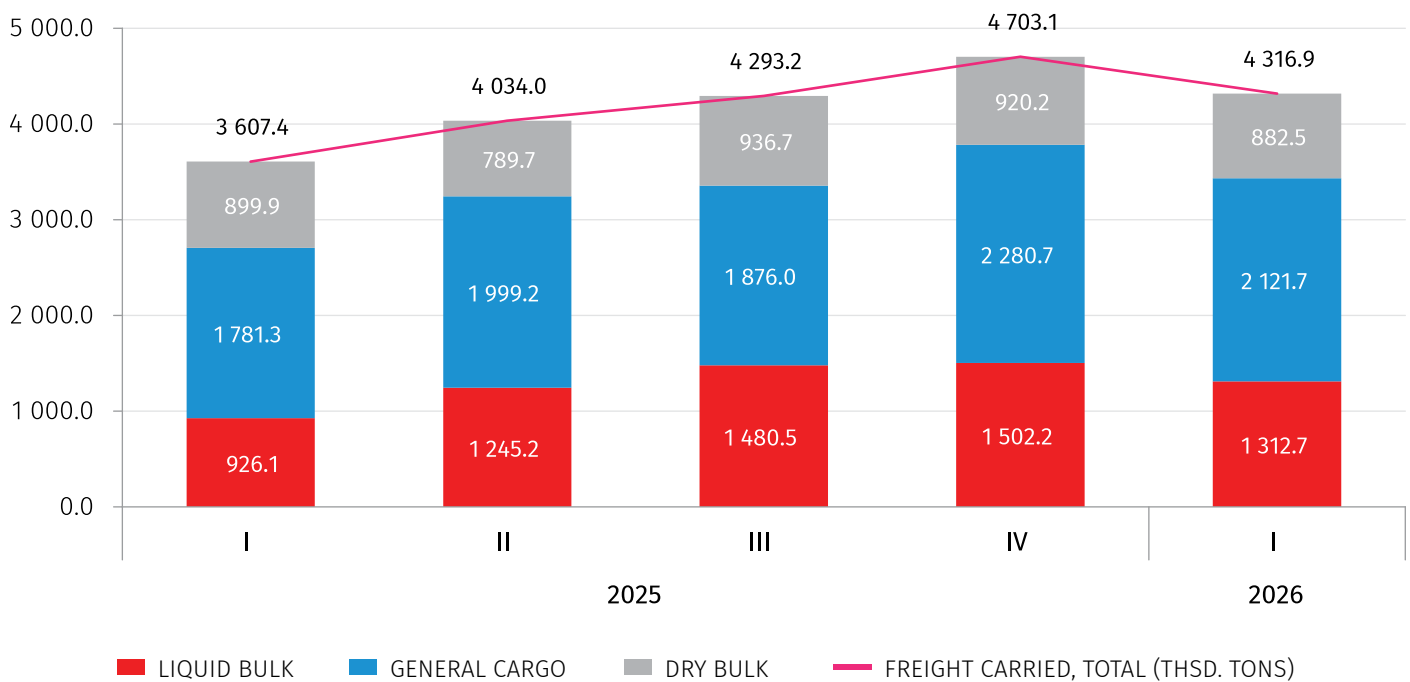


NATIONAL STATISTICS OFFICE OF GEORGIA

20.05.2026

In the I quarter of 2026, ports and terminals of Georgia processed 4 316.9 thousand tons of cargo, 19.7 percent more compared to the corresponding figure of the previous year. 49.1 percent of freight carried was general cargo, 30.4 percent was liquid bulk, and 20.4 percent – dry bulk.

**FREIGHT CARRIED IN PORTS AND TERMINALS OF GEORGIA FREIGHT BY TYPES,
(THOUSAND TONS)**



CONTACT PERSONS:

Daviti Zhorzholiani, Tel.: (+995 32) 236 72 10 (601), E-mail: dzhorzholiani@geostat.ge

Mariam Kavelashvili, Tel.: (+995 32) 236 72 10 (020), E-mail: mkavelashvili@geostat.ge