

NATIONAL STATISTICS OFFICE OF GEORGIA

GEORGIAN RAILWAY
2026, I QUARTER

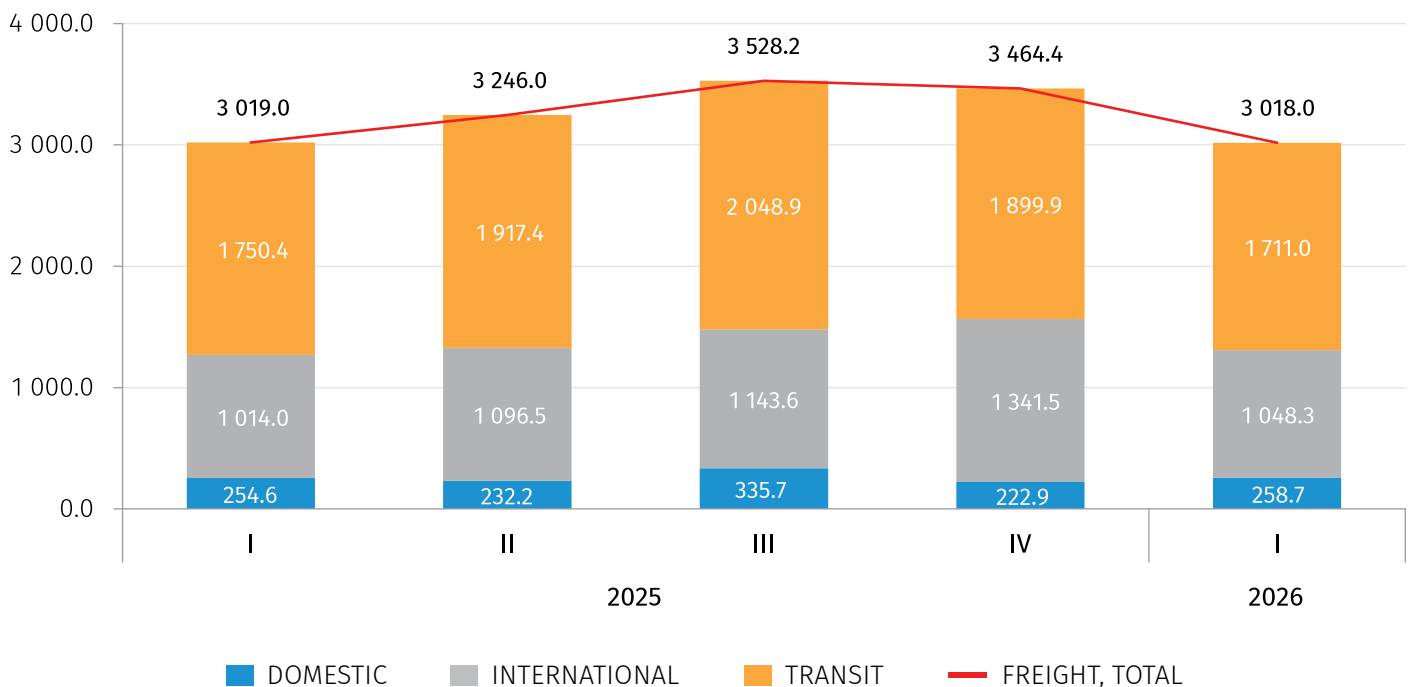


20.05.2026

**MAIN INDICATORS OF RAILWAY
(2026, I QUARTER)**

In the I quarter of 2026, rail transported 3.0 million tons of freight, which is 0.03 percent less than the respective figure of the previous year. 8.6 percent of the total freight was transported domestically, 34.7 percent was transported internationally (excluding transit), and 56.7 percent was transit.

**RAILWAY TRANSPORTED FREIGHTS BY TYPE OF TRANSPORT,
(THOUSAND TONS)**

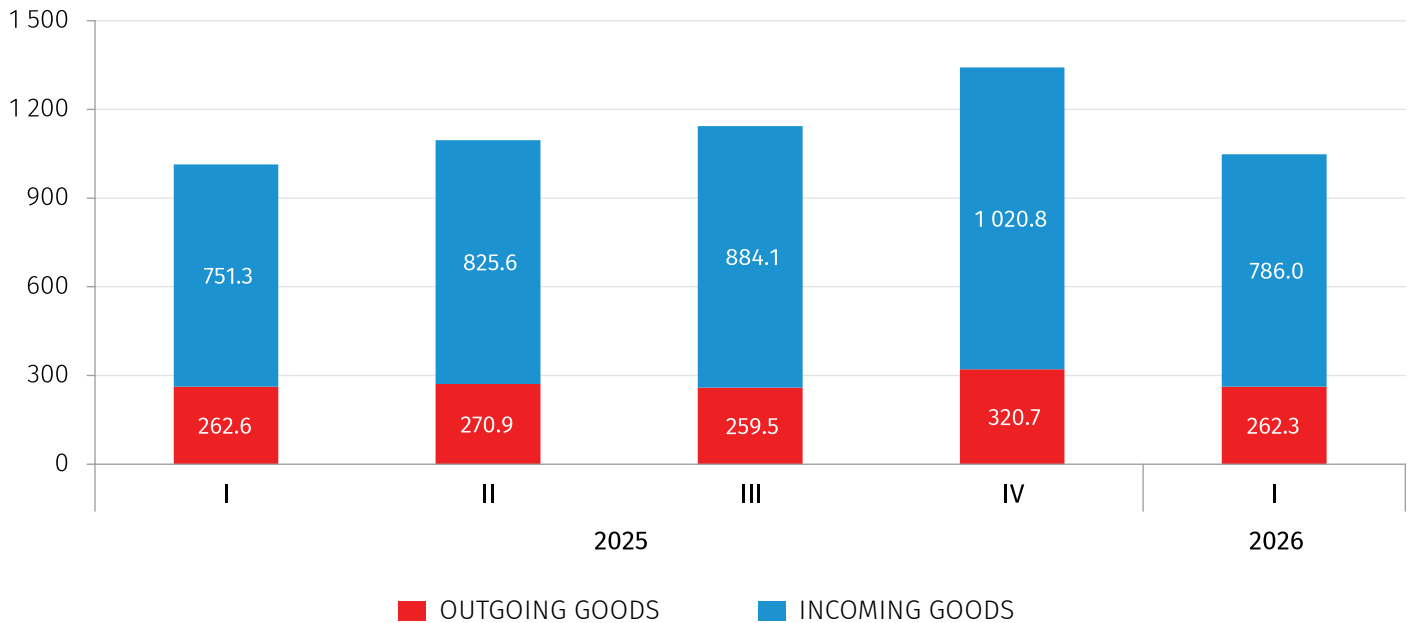


In the I quarter of 2026, incoming freight represented 75.0 percent of the railway-transported freights, while the share of outgoing freight was 25.0 percent.

The chart below shows the structure of internationally transported freights by quarters:

20.05.2026

STRUCTURE OF INTERNATIONAL TRANSPORTED GOODS,
(THOUSAND TONS)



In the I quarter of 2026, the sender country of 40.6 percent of total incoming rail freight was Russian Federation, 20.8 percent was sent by Azerbaijan. The share of other countries sending cargo was less than ten percent each (38.7 percent combined).

In the I quarter of 2026, Kazakhstan was the final destination for 9.8 percent of total outgoing freight, for 8.9 percent it was Armenia, for 8.6 percent – Russian Federation. The share of other individual receiving countries was relatively small (72.7 percent combined).

In the I quarter of 2026, the breakdown of the total transit freight¹ by the final destination country was as follows: the China – 7.6 percent, Turkey – 7.5 percent, the Netherlands – 4.4 percent, Ukraine – 2.8 percent, Italy – 1.4 percent, Romania – 1.0 percent, and elsewhere was for the rest. In the same period, Brazil was the sender country of 5.3 percent of the total transit freight, Turkey – 3.0 percent and other countries sent the rest.

In the reporting period, 33.4 percent of the total freight were coke and refined petroleum products, 23.9 percent were chemicals, chemical products, and man-made fibers; rubber and plastic products, and 12.3 percent were metal ores and other mining and quarrying products.

¹Due to the data confidentiality purposes, the indicators of the volume of shipments carried out from/to particular countries is not given.

20.05.2026

The distribution by type of goods was different in case of freights transported domestically in the I quarter of 2026, as the share of metal ores and other mining and quarrying products equaled 63.2 percent of total, and the share of coke and refined petroleum products amounted to 17.8 percent; while the share of transport equipment amounted to 13.7 percent.

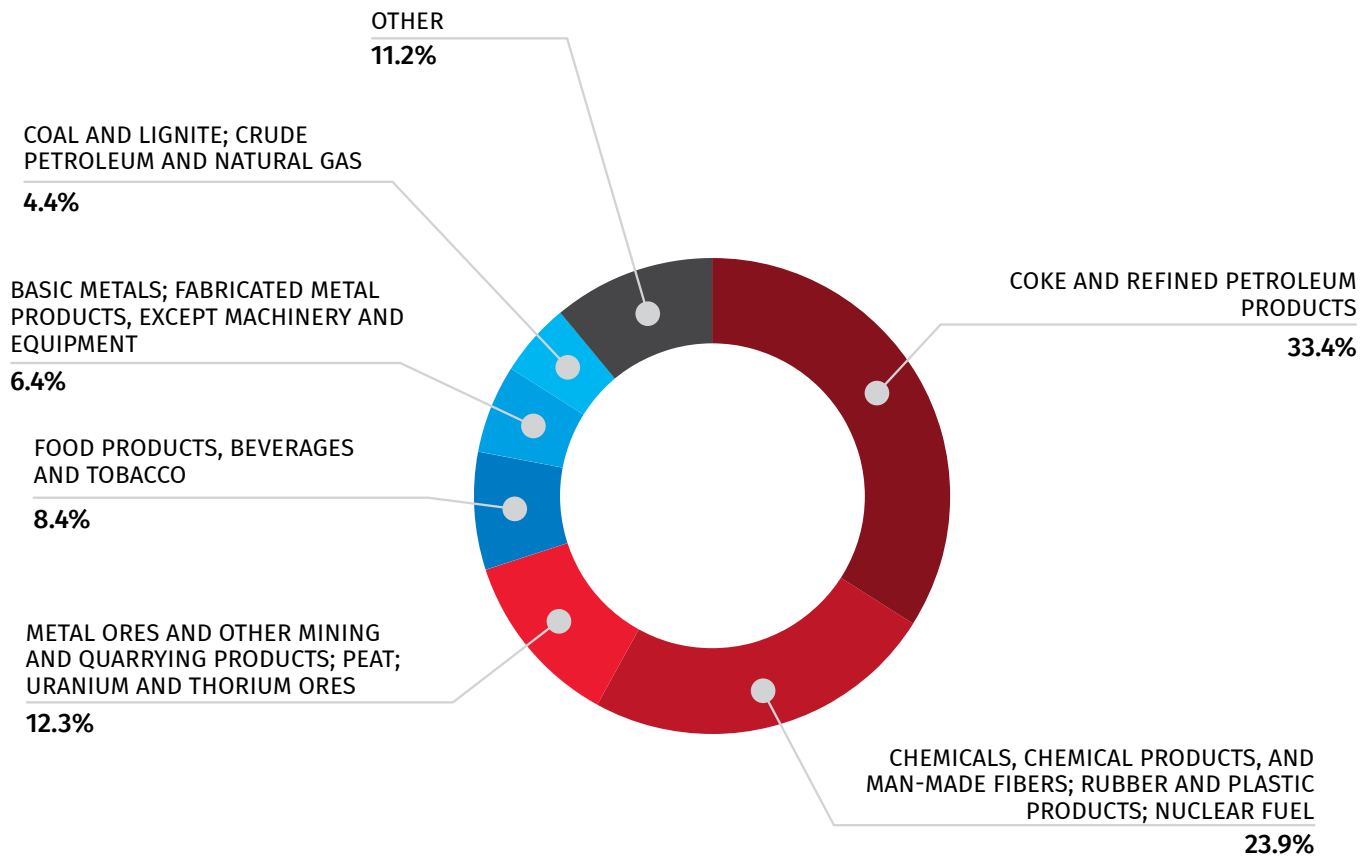
As for the freights transported internationally, in the reporting period, incoming goods were mainly coke and refined petroleum products (52.7 percent), other nonmetallic mineral products (12.9 percent), metal ores and other mining and quarrying products (10.5 percent), coal and lignite; crude petroleum and natural gas (6.9 percent), products of agriculture, hunting, and forestry (3.8 percent), chemicals, chemical products, and man-made fibers (3.7 percent) and basic metals (3.6 percent); while outgoing goods were mainly chemicals, chemical products, and man-made fibers (38.5 percent), food products, beverages and tobacco (25.7 percent), basic metals (12.7 percent) and metal ores and other mining and quarrying products (12.6 percent).

In the I quarter of 2026, three type of goods, namely chemicals, chemical products, and man-made fibers (34.6 percent), coke and refined petroleum products (31.6 percent) and food products, beverages and tobacco (10.0 percent) constituted for 76.2 percent of the total volume of transit freight.

The chart below shows the structure of rail-transported goods in Georgia in the I quarter of 2026:

20.05.2026

**STRUCTURE OF RAILWAY-TRANSPORTED FREIGHTS
BY TYPE OF GOODS**



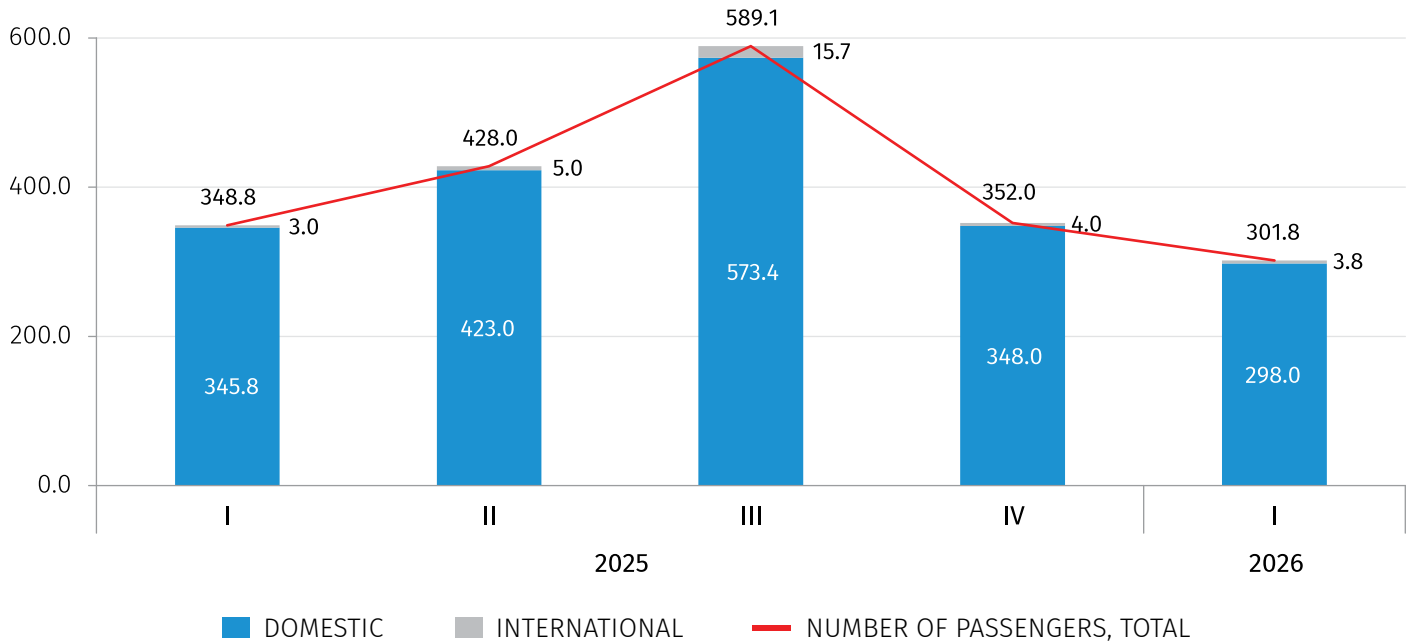
In the I quarter of 2026, the number of passengers transported by the Georgian Railway decreased by 13.5 percent compared to the corresponding period of the previous year and amounted to 301.8 thousand persons. At the same time, passenger turnover decreased by 13.8 percent and amounted to 68.3 million passenger-kilometer.

In the I quarter of 2026, the number of passengers transported within the country amounted to 298.0 thousand persons, which represents 98.7 percent of the total number of passengers carried and is 13.8 percent less than the same figure of 2025. At the same time, the number of passengers transported internationally amounted to 3.8 thousand, which is 26.1 percent more than the corresponding figure of the previous year. The country of embarkation was Armenia for 73.1 percent of internationally transported passengers, while the country of disembarkation was Armenia for 26.9 percent (no passengers were transported from/to any other neighboring country in the I quarter of 2026).

NATIONAL STATISTICS OFFICE OF GEORGIA

20.05.2026

NUMBER OF RAILWAY PASSENGERS, (THOUSAND PASSENGERS)



CONTACT PERSONS:

Daviti Zhorzholiani, Tel.: (+995 32) 236 72 10 (601), E-mail: dzhorzholiani@geostat.ge

Mariam Kavelashvili, Tel.: (+995 32) 236 72 10 (020), E-mail: mkavelashvili@geostat.ge